



2019 - 2020 Quick Tips

Below are some tips to help teachers register for the Read to Succeed Program:

- Go to www.sixflags.com/read
- It will look like this:

A screenshot of the SixFlags Read to Succeed website. The header features a banner with a group of diverse children reading books, the SixFlags logo, and a "Follow @sixflagsreading" button. Below the banner is a "Welcome to Read to Succeed!" section with a brief description of the program and a link to "Program Eligibility Rules". The main content area has two sections: "Login if you already have an account:" with fields for email address and password, a "Login" button, and a "Lost Password" link; and "Register if you don't have an account yet:" with a "Register" button.

- If you **DO** have an account from last year, please **login** with your email address and password from last year and confirm your information.
- If you **do NOT** have an account from the past year, click on the blue button that says “**Register**” to register:

Register if you don't have an account yet:

Register

- You will then see this:

Create An Account

Welcome to Read to Succeed! If you are a teacher, program coordinator or home school teacher, you may use this system to register for our 2018-2019 Read to Succeed program. If you participated last year [login to your existing account](#).

What is your email address?

Enter a password:

Enter it a second time:

Include at least one upper case letter, one lowercase letter and one number.

Retype it again.

Register

[Cancel](#) [Return to login screen.](#)

Important Notice
Register Today for Read To Succeed!

[Follow @sixflagsreading](#)

[Contact Us](#)

- Enter your email address. Enter a password (twice). The password needs to include at least one upper case letter, one lowercase letter and one number. Then click on the green “Register” button.
- You will then go through the registration process. The next page you will see, will be this:

Who are your registering?

Ok! Since you've switched schools we are going to take you through some of the registration process again so we can find out where you are now.

Public or Private School Students
Choose this option if you are registering students at a public or private school.
Do NOT choose this option if you are registering home school students.

Traditional School

Home School Students
Select this option if you operate and teach at a home school. You should also select this option if you are registering students in a home school collective.

Home School

What if I select the wrong type?
I'm a teacher registering for myself and other teachers. What should I select?
Why does it matter what kind of teacher I am?
How do I register for multiple home schools?

[Follow @sixflagsreading](#)

[Contact Us](#)

- - You can select **Traditional School** if you are a public or private school.
 - Select **Home School** if you are a home school.
- The next screen you will see will look like this:

Teacher Ticket Rule

APPLIES TO BOTH TRADITIONAL SCHOOLS AND HOME SCHOOLS

In an effort to ensure the integrity and future viability of our Read to Succeed program we have adjusted the minimal qualifications required to receive a free adult teacher ticket. Beginning this year **only teachers (or qualified staff) who submit a minimum of eight (8) completed student reading logs will receive a free teacher ticket.** This new policy applies to both traditional schools and home schools.

All elementary school students (both at traditional schools and home schools) who participate in the program and who complete a minimum of six hours of reading will receive a free ticket to Six Flags, regardless of the size of their class or the number of student reading logs submitted. However, only teachers who submit at least eight reading logs will receive a free ticket.

Please read and acknowledge the following by checking the boxes:

☐ I understand that only teachers who submit eight (8) or more eligible student logs will receive a free teacher ticket this year.

Continue

- - Please read the Teacher Ticket Rule, then click the checkbox that confirms you understand the rule. Then click the green “Continue” button.
- If you are a homeschool, you will need to submit your homeschool information and click “Continue”. Then skip the bottom of page 4.
- If you are a traditional school, you will be able to search for your school:

Select Your School

Let's see if we can find your school in our database. We'll use this information to ship you your tickets and figure out which of our theme parks your kids should receive tickets for. Please note: **Our list of schools is NOT comprehensive. If you can't find your school on the list, click the appropriate button and move on.**

What is your school's zip code?

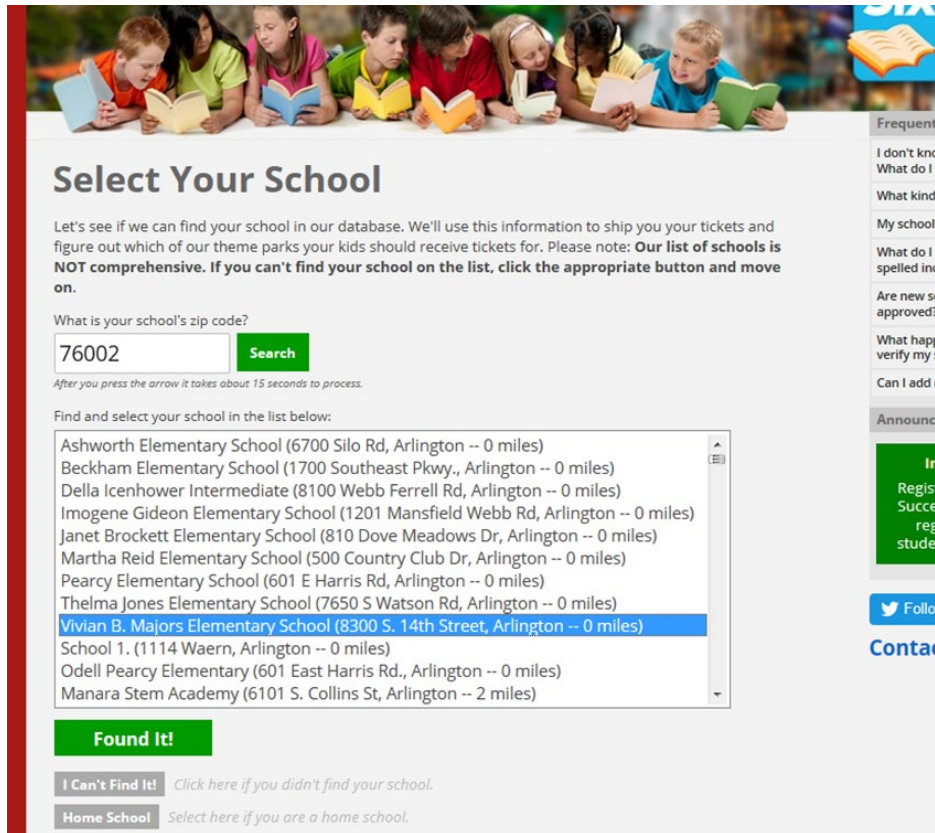
Search

After you press the arrow it takes about 15 seconds to process.

Home School Select here if you are a home school.

- - Enter the zip code for your school then click “Search”.

- A list of schools will appear:



Select Your School

Let's see if we can find your school in our database. We'll use this information to ship you your tickets and figure out which of our theme parks your kids should receive tickets for. Please note: **Our list of schools is NOT comprehensive. If you can't find your school on the list, click the appropriate button and move on.**

What is your school's zip code?

76002

After you press the arrow it takes about 15 seconds to process.

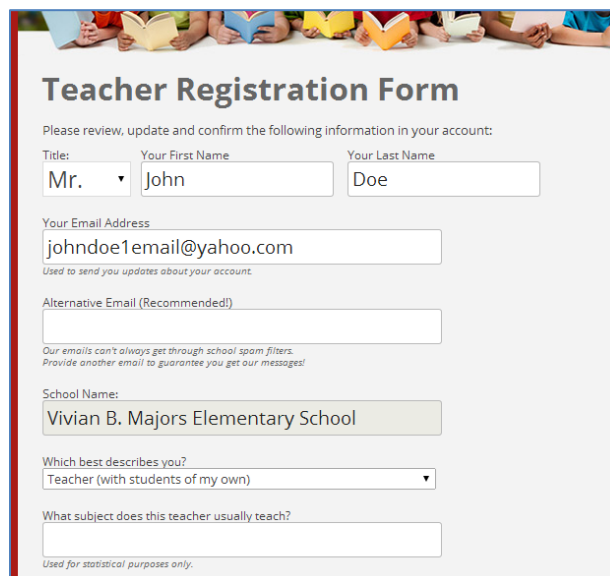
Find and select your school in the list below:

- Ashworth Elementary School (6700 Silo Rd, Arlington -- 0 miles)
- Beckham Elementary School (1700 Southeast Pkwy., Arlington -- 0 miles)
- Della Icenhower Intermediate (8100 Webb Ferrell Rd, Arlington -- 0 miles)
- Imogene Gideon Elementary School (1201 Mansfield Webb Rd, Arlington -- 0 miles)
- Janet Brockett Elementary School (810 Dove Meadows Dr, Arlington -- 0 miles)
- Martha Reid Elementary School (500 Country Club Dr, Arlington -- 0 miles)
- Pearcy Elementary School (601 E Harris Rd, Arlington -- 0 miles)
- Thelma Jones Elementary School (7650 S Watson Rd, Arlington -- 0 miles)
- Vivian B. Majors Elementary School (8300 S. 14th Street, Arlington -- 0 miles)**
- School 1. (1114 Waern, Arlington -- 0 miles)
- Odell Percy Elementary (601 East Harris Rd., Arlington -- 0 miles)
- Manara Stem Academy (6101 S. Collins St, Arlington -- 2 miles)

Click here if you didn't find your school.

Select here if you are a home school.

- Scroll down until you see your school's name and address. Click on your school name and click on the "Found It!" button.
 - If you scroll all the way down and cannot find your school please click on the "I Can't Find It" button and follow the steps to search or add your school.
- After you submit your homeschool information or select your school, you will see a Teacher Registration Form:



Teacher Registration Form

Please review, update and confirm the following information in your account:

Title: Your First Name: Your Last Name:

Your Email Address:

Used to send you updates about your account.

Alternative Email (Recommended!):

Our emails can't always get through school spam filters. Provide another email to guarantee you get our messages!

School Name:

Which best describes you?

What subject does this teacher usually teach?

Used for statistical purposes only.

- This is where you can fill in/edit your name, email, tell us if you are a teacher with students, a teacher without students or school support personnel.

- You will also need to tell us what subjects you teach (ex. Reading, All Subjects, Language Arts, etc). Then you can click on the green “Continue” button on the bottom of the page.
- You will then see the Password Recovery Options page.

Password Recovery Options

Almost all of our communication with you, including ticket delivery, is via email. To ensure that you don't have any issues with your account we have a couple of different password recovery options.

Alternative Email Address

Please provide us with an alternative (additional) email address. We will use it only if only for important updates, password resets and ticket deliveries.

Alternative Email Address

☐ I do not have an alternative address. I understand the risks.

Security Questions (optional)

Setup three security questions we can test you with if you lose your password. If you are later able to answer all three questions correctly we reset your password.

Security Question #1

Select...

Your answer?

Security Question #2

Select...

Your answer?

Security Question #3


Select...

Your answer?

Continue

If you provide an alternative email address we will only use it for RTS related business and we will never sell, rent it. The answers to these security questions are encrypted using commercial-grade BCRYPT (Blowfish) hashing techniques and cannot be decrypted by anyone on our staff.

- - On this page, please enter an alternate email. If you **do not** have one, **click on the box indicating you do not have one**. We prefer to have an alternate email just in case your primary email address firewall prevents our emails from going through.
 - Please fill in the 3 Security Questions to help you reset your password in the future. It is not mandatory but is VERY helpful. Click “Continue”.

- 

About Your Coordinator

[Redacted] is the Read To Succeed Coordinator for Vivian B. Majors Elementary School.

When it is time to deliver the tickets, all of the tickets for Vivian B. Majors Elementary School will be emailed to the coordinator, and teachers that registered and completed the program. The tickets will also be available in the teachers' and coordinator's online account. The coordinator will reach out to you to plan who will be responsible for printing the tickets out for your school. For the [Redacted] [Redacted] volunteered to be the official coordinator for Vivian B. Majors Elementary School.

What does this mean to you? The fact that [Redacted] our coordinator means several things you should be aware of:

 - We have sent a note to [Redacted] informing him/her that you have signed up for this year's Read to Succeed program.
 - [Redacted] will be able to access/review your Read to Succeed account information, including your student entries.
 - Unless you and [Redacted] make other arrangements, you are still responsible for entering your own students into this system.
 - Even though we will be emailing your tickets to [Redacted], tickets will appear in your online account in May. We will continue to send YOU emails too. You will always know the status of your own tickets.

Please read and acknowledge each of the following:

☐ I have read the above and understand the coordinator's role.

☐ I understand my tickets will be sent to [Redacted].

Continue

Welcome, [Redacted]
Logout • Contact Us

Frequently Asked Questions

What does the Coordinator do?
What does a Coordinator do?
Who can be a Coordinator?
Can an individual teacher print a ticket?
Can a Home Schooled Student be a Coordinator?


Announcements

Important! Register Today to Succeed!

Follow Us on Twitter

Contact Us

-

- 

Eligibility Certification

You're registration is almost complete! Before you finish, please provide the following information. Principals at randomly selected schools will be contacted for verification purposes. In the event that we are unable to verify the information provided below your registration may be cancelled without notice.

Please Provide the Following:

Full name of your school principal:

Principal's phone number:

Principal's email address:

Please read and acknowledge the following by checking the boxes:

☒ I certify that the information provided above is correct.

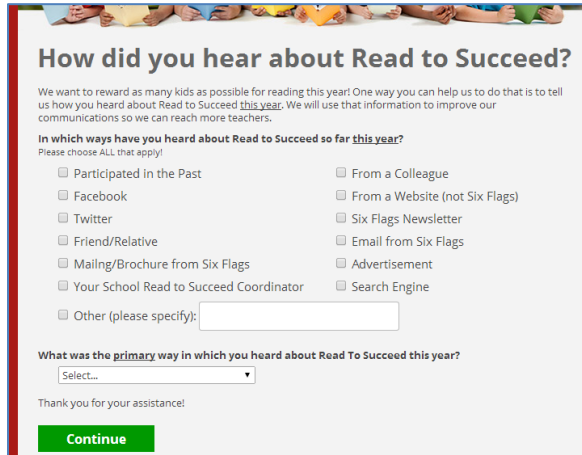
☒ I certify that I my registration meets all of the [eligibility criteria](#) of the 2016-2017 Six Flags Read to Succeed program.

☒ I certify all of the children I register for this program are enrolled students at my school.

Continue

- O

- Then you will see this:



How did you hear about Read to Succeed?

We want to reward as many kids as possible for reading this year! One way you can help us to do that is to tell us how you heard about Read to Succeed this year. We will use that information to improve our communications so we can reach more teachers.

In which ways have you heard about Read to Succeed so far this year?
Please choose ALL that apply!

<input type="checkbox"/> Participated in the Past	<input type="checkbox"/> From a Colleague
<input type="checkbox"/> Facebook	<input type="checkbox"/> From a Website (not Six Flags)
<input type="checkbox"/> Twitter	<input type="checkbox"/> Six Flags Newsletter
<input type="checkbox"/> Friend/Relative	<input type="checkbox"/> Email from Six Flags
<input type="checkbox"/> Mailing/Brochure from Six Flags	<input type="checkbox"/> Advertisement
<input type="checkbox"/> Your School Read to Succeed Coordinator	<input type="checkbox"/> Search Engine
<input type="checkbox"/> Other (please specify): <input type="text"/>	

What was the primary way in which you heard about Read To Succeed this year?

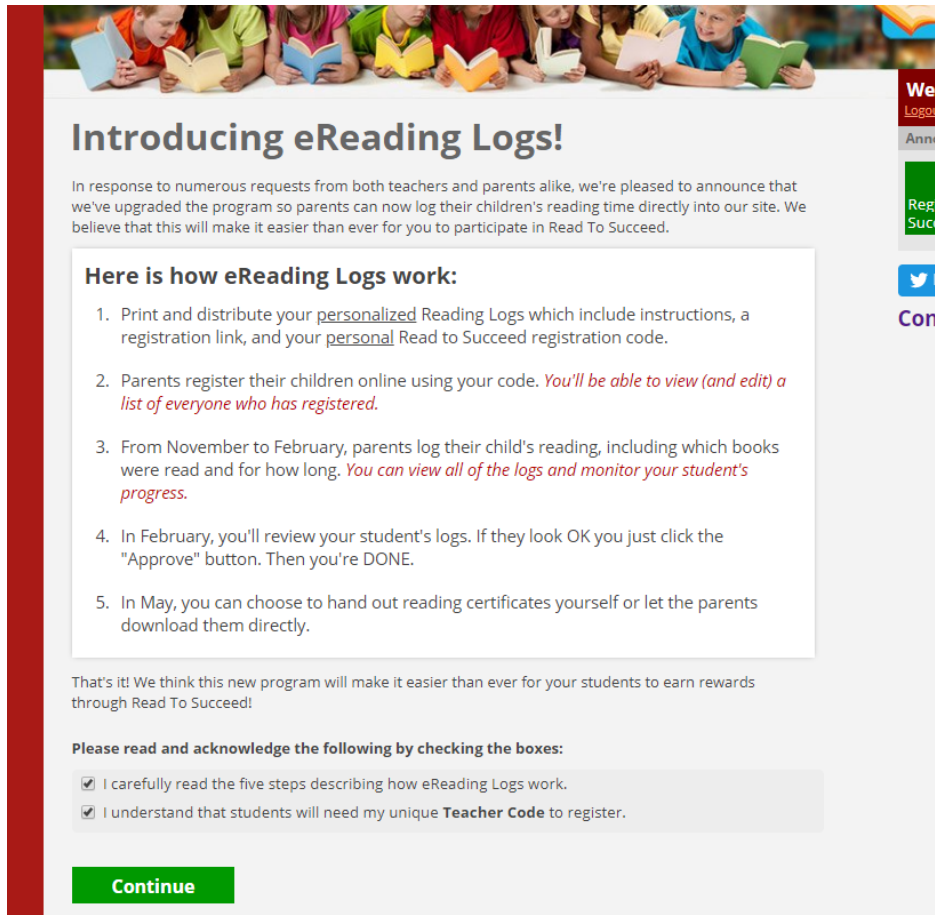
Select...

Thank you for your assistance!

Continue

- - Let us know how you heard about the program and what the primary way you heard about the program was and then click “Continue”.

- You will then see this page:



Introducing eReading Logs!

In response to numerous requests from both teachers and parents alike, we're pleased to announce that we've upgraded the program so parents can now log their children's reading time directly into our site. We believe that this will make it easier than ever for you to participate in Read To Succeed.

Here is how eReading Logs work:

1. Print and distribute your personalized Reading Logs which include instructions, a registration link, and your personal Read to Succeed registration code.
2. Parents register their children online using your code. *You'll be able to view (and edit) a list of everyone who has registered.*
3. From November to February, parents log their child's reading, including which books were read and for how long. *You can view all of the logs and monitor your student's progress.*
4. In February, you'll review your student's logs. If they look OK you just click the "Approve" button. Then you're DONE.
5. In May, you can choose to hand out reading certificates yourself or let the parents download them directly.

That's it! We think this new program will make it easier than ever for your students to earn rewards through Read To Succeed!

Please read and acknowledge the following by checking the boxes:

☒ I carefully read the five steps describing how eReading Logs work.

☒ I understand that students will need my unique **Teacher Code** to register.

Continue

- - This page explains what eReading Logs are
 - Be sure to check both boxes then click “Continue”

- You will then see this page:

Your Registration is Complete!

Congratulations -- your registration is ALMOST complete! You now have access to your Six Flags Read to Succeed Program account for the 2019-2020 school year. However, your work is not entirely complete. For your students to receive their free tickets, you now need to do the following:

- Print out the [personalized reading logs](#) available in your account. Distribute them to each of your students.
- This year you will NOT have to enter your student's reading, since reading logs are now electronic.
- Approve the reading log submissions by your student's parents.
- In May you can either distribute the certificates/tickets or allow your student's parents to download them directly at home.

Again, thank you for your participation in the Six Flags Read to Succeed program!

Please read and acknowledge the following by checking the boxes:

- ☒ Next step is to print your [personalized](#) reading logs and distribute to your students.
- ☒ This year you will NOT need to enter student names.
- ☒ In February, you will only need to approve the logs your students enter.
- ☒ Reading logs are available for download from the "Teacher Toolbox"
- ☒ Only teachers with 8 or more qualified students will receive a teacher ticket.
- ☒ **NEW:** Teacher tickets may be used anytime from June until December.

[Continue](#)

○

- At this point your registration is almost complete, **but you still have a few more steps**. Read the page & check the 6 boxes and click "Continue".

- You will now have access to your online account!

My Profile

[Your Profile](#) [Your Students](#) [eReading Logs](#) [Teacher Toolbox](#)

Edit Your Profile

Use this form to edit and update your teacher profile. It is important that you keep your email address up-to-date because this is how we will contact you with important information about the program.

Title: Ms. Teacher's First Name: Teacher's Last Name:

Teacher's Email Address: [Change Password](#) [Security Questions](#)

Alternate Email Address:

Selected Park: Six Flags Over Texas

What do students call you?:

What's the possessive of what students call you?:

School Name: Vivian B. Majors Elementary School [Change School](#)

School Coordinator: Lilly Tackett

Which best describes this teacher?: Teacher (with students of my own)

Which best describes this teacher's role?: all subjects

Quick Login Link:

[Save Profile Changes](#)

[Delete Account](#)

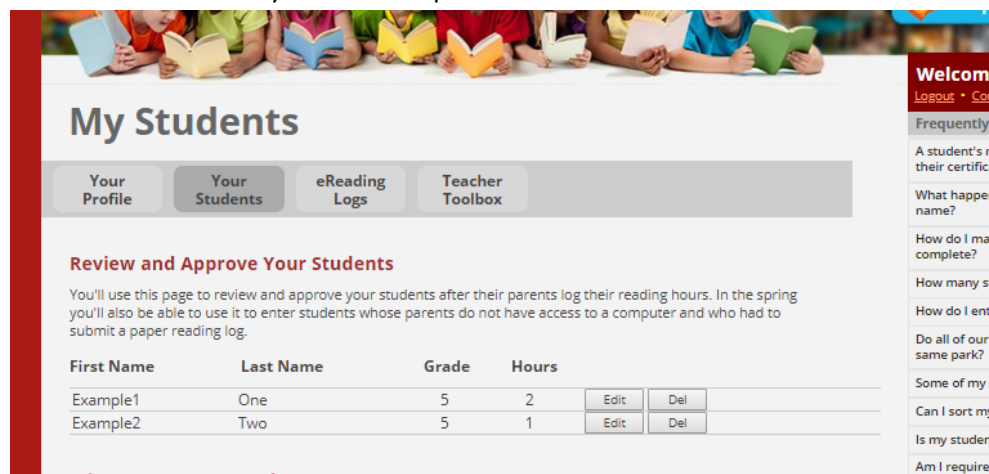
○

- You will see that you have 4 tabs across the top:
 - The Your Profile tab will allow you to see your information and make any edits
 - The Your Students tab is where your student information will appear
 - The eReading Logs tab is where you will find your downloadable, personalized reading log that you will need to share with your student's parents
 - The Teacher Toolbox tab is where you can view and download the program materials.

- While your registration is now complete, your work is not done.
- Send your students home with the personalized Reading log.
 - The personalized Reading Log will be available in your eReading Logs tab:



- Once parents begin logging their child’s reading in the eReading Log, you will be able to view the student list in the “Your Students” tab. If you see any students in your list with zero hours, please be patient as the hours from the parent portal syncs with your student list. Only use the “EDIT” button once we are closer to the deadline to fix any typos on student names or grade level. Note, there is a “DEL” button – only use this to delete a student that is NOT in your class or if a student was accidentally added multiple times.



- If you have any student whose parents do not have access to a computer or smartphone, please have them use the personalized Reading Log to handwrite their reading time. They will need to turn in the log to you prior to the April 17th deadline. Once you have the handwritten log, then you can add the student and their total hours in your account. Teachers will have the Add Student function in their account in the Spring.

If you run into any problems, please click on the red “Contact Us” link in your online account and send us a message. Thank you for your participation and helping your students gain an appreciation for reading!