



# SAFETY & ACCESSIBILITY GUIDE

FOR MORE INFORMATION PLEASE VISIT GUEST RELATIONS

## **INTRODUCTION:**

We are thrilled you have chosen to spend your day at Six Flags! Our goal is to make your visit fun and memorable. This Six Flags Guest Safety and Accessibility Guide includes important information to assist Guests with planning their visit to the park and enjoy its various attractions, rides, services and amenities. In this Guide, Guests will find specific information for individuals with disabilities along with general policies and guidelines.

We work closely with the manufacturer of each of our rides and our policies incorporate the manufacturers' guidelines as well as the requirements of the Americans with Disabilities Act. We hope that this Guide will help Guests make the best choices to ensure a safe, comfortable and convenient experience at the park. If, at any time, Guests need additional assistance or a further explanation of our policies and guidelines, they should feel free to ask any Six Flags Team Member.

Our goal is to safely and efficiently accommodate the needs of all Guests, including individuals with disabilities. This Guide, along with the availability of our Team Members to answer any questions and offer assistance, will allow Guests to have a thrilling and safe day at the park.

## **GENERAL WARNING:**

We are committed to providing you a safe environment during your visit to Six Flags. While there are inherent risks to participating in any amusement park ride or attraction, our goal is to ensure your safety with the incorporation of some restrictions. For your safety, you should be in good health to ride. Only you know your physical conditions or limitations.

Many amusement park rides incorporate safety systems designed by the manufacturer to accommodate people of average physical stature and body proportion. These safety systems may place restrictions on the ability of a Guest to safely be contained within the ride restraint. Extremely large or small individuals, Guests who have heart, back or neck trouble or conditions, pregnant women, people who have had recent surgery or an illness, people with casts, braces, restrictive devices or certain disabilities may not be safely accommodated by certain ride systems. For example, height requirements are based on the size needed for safety restraints to

function properly and the level of maturity usually associated with a certain height.

If you suspect your health could be at risk for any reason, or you could aggravate a pre-existing condition of any kind, **DO NOT RIDE**. The specific features, rider requirements and health restrictions of each ride are described later in this Guide.

In order to ride, all Guests must be able to maintain the proper riding position, meet the ride requirements and appropriately utilize the restraint systems, including lap bars, shoulder harnesses and seatbelts as indicated. All Guests must also be able to demonstrate a willingness and ability to comply with verbal and written rider requirements.

Six Flags reserves the right to make the final determination regarding eligibility of a Guest to ride a particular ride based on the Guest's size, weight, height or other limitations. Information in this Guide is subject to change.

## **RIDER RESPONSIBILITY:**

All Guests have a duty to exercise good judgment and act in a responsible manner while participating on a ride or attraction and to obey all verbal and written warnings and instructions. Guests also have a duty to properly use all ride and attraction safety equipment provided.

## **PARKING:**

Accessible parking is available on a first-come, first-serve basis within the main parking lots of the park. When you arrive at the parking toll booths, ask a Team Member for instructions regarding where to proceed to the accessible parking lot. Both auto and van accessible spaces are provided. A valid disabled persons parking placard or license plate must be displayed at all times while parked in the designated accessible parking area. If the designated accessible parking area is full at the time of your arrival, members of your party may be dropped off at the main pick-up/drop-off area, near the main entrance to the park. Please ask a Team Member for directions to additional parking areas.

## **WHEELCHAIRS AND ELECTRIC CONVENIENCE VEHICLES (ECV'S):**

Wheelchairs and electric convenience vehicles (ECV's) are available for rent behind Guest Relations. A deposit is also required. If you need to take the rented wheelchair or ECV outside of the park, a Team Member escort is necessary to do so. Please ask for assistance at Guest Relations.

Guests may also use their own wheelchairs or ECV's. Battery recharging is also available at the Ride Information Center. ECV's must be operated in a safe manner, only one person may be on the ECV while moving, must have 3 wheels and cannot exceed 5 miles per hour while moving in the park or on Six Flags property.

Guests using wheelchairs or ECV's may utilize any ticket window and designated turnstiles to enter the park. Many of the park's shopping and dining facilities are also wheelchair accessible. Many of the rides and attractions have queues that are accessible to Guests using manual wheelchairs. If an alternate entrance is required, these entrances are generally at the ride exit and are identified by a sign with the universal wheelchair symbol. Please keep in mind that there are specific boarding requirements and accommodations for those using wheelchairs at each ride or attraction.

## **SEGWAY:**

Due to varying walkways, terrains and large crowds, we cannot permit the use of two-wheeled, self-balancing electric vehicles such as Segways. We are pleased to offer other forms of transportation, including ECV's and standard wheelchairs. Please contact Guest Relations for more information.

## **SERVICE ANIMALS:**

Trained service animals are welcome at our Six Flags Theme Parks. Service animals are defined as dogs that are individually trained to do work or perform tasks for people with disabilities. Examples of such work or tasks include guiding people who are blind, alerting people who are deaf, pulling a wheelchair, alerting and protecting a person who is having a seizure, reminding a person with mental illness to take prescribed medications, calming a person with Post Traumatic Stress Disorder (PTSD) during an anxiety attack, or performing other duties. Service animals are working animals, not

pets. The work or task a dog has been trained to provide must be directly related to the person's disability. Dogs whose sole function is to provide comfort or emotional support do not qualify as service animals. Miniature horses that have been individually trained to do or perform tasks for people with disabilities will qualify as service animals.

Service animals must be house broken and remain on a leash or harness and under the control of their handler at all times. Guests whose service animal demonstrates aggressive and/or annoying actions toward a Guest or Team Member will be directed to remove the animal from the park.

Service animals are welcome in most locations of the park. Most of our rides are not equipped or designed for accessibility to service animals. Therefore, a member of your party must be available to stay with the animal while you ride.

### **Rides:**

Service animals, excluding miniature horses, are permitted on The Magic Mover.

### **Haunted Mazes:**

Guests with service animals, please note that these attractions use loud noises, theatrical lighting, special effects, and sudden moments intended to provide our guests with a thrilling experience. We rely on you to determine whether this attraction is appropriate for your service animal to experience. We remind guests with service animals that they must maintain full control of their service animal at all times while in the Park.

Guests may take advantage of our Kid Swap policy for staying with their service animal. However, park Team Members will not take responsibility for, or provide care to any service animal. Refer to the section on Kid Swap for more information.

There is a Service Animal "Relief Areas" inside the park and it is located in the back section of the park directly across from Gold Rusher at the large park map sign. In addition, there is a "Relief Area" outside the park in the grassy area between passenger drop off/pick up and valet parking. Service Animal owners are responsible for disposing of their animal's waste.



Please visit the Ride Information Center if you require additional information.

### **RESTROOMS:**

Most restrooms within the park are accessible for Guests using wheelchairs. Please check the park map for locations. The park's Team Members or Guest Relations can provide location directions should you need companion restrooms during your visit.

### **ALTERNATE ACCESS:**

Most of the park's theaters, attractions, restaurants and shops are accessible to wheelchairs. Most, if not all rides require transfer from the wheelchair to the ride seat. Special access entrances are available to accommodate Guests with mobility aides and service animals. These special entrances are generally at the ride exit and are identified by a sign with the universal wheelchair symbol.

Entry, Exit and Transfer must be accomplished independently by the Guest or with the assistance of a member from his/her party. Six Flags Team Members are not trained in lifting or carrying persons with disabilities and are therefore not permitted to assist Guests on or off the rides. Not all rides have alternate access. If in doubt, please contact the Ride Attendant or Ride Information Center (Guest Services) for more information.

### **ATTRACTION ACCESSIBILITY PROGRAM:**

Our goal is to safely accommodate the needs of all Guests. Our policies comply with the Americans with Disabilities Act (ADA) and applicable state laws.

Six Flags' Attraction Accessibility Program is designed to accommodate guests with disabilities or certain other qualifying impairments so they may participate in the enjoyment of our Parks.

Each attraction at Six Flags has been evaluated for the criteria necessary for an individual to ride safely. Our ridership criteria (starting on page 10 of this Guide) is based on the requirements of the attraction manufacturer and the ability of guests to utilize all safety restraints and devices as designed, while maintaining the proper riding position throughout the duration of the ride. It is our policy to allow anyone to ride who meets all of these requirements and does not cause or create a legitimate safety concern to herself/himself or others. Our Attraction Accessibility Program matches the individual abilities of our guests to the ridership criteria for each attraction.

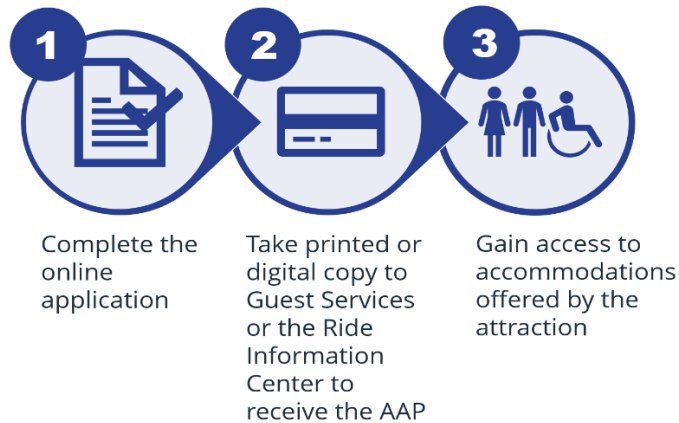
The Attraction Accessibility Program is an accommodation designed to provide equal access to Park attractions and not to bypass other guests waiting in the standard queue.

### **The following procedures apply to guests who wish to participate in our Attraction Accessibility Program:**

Guests can visit our Ride Information Center (Guest Services) to obtain Six Flags' Safety & Accessibility Guide to review the rider requirements of each ride or attraction. This Guide is also available on our website at [www.sixflags.com](http://www.sixflags.com).

Guests with cognitive disorders, disabilities or mobility impairments who request helpful accommodations must obtain the IBCCES Individual Accessibility Card (IAC) by registering at [www.accessibilitycard.org](http://www.accessibilitycard.org). The registration process requires the information listed below be uploaded into a secure online portal. Once a Guest has filled out the online application and uploaded necessary documentation, they will be able to access their digital Accessibility Card. Guests will present the IBCCES Accessibility Card and Information Sheet to the Ride Information Center (Guest Services) inside each park to receive any necessary accommodations.

**Note: Only IBCCES can issue the IBCCES Accessibility Card, and not Six Flags.**



**Necessary Documentation/Information for registration includes:**

**Contact Information:** Name, email, address and phone/cell number

**Cardholder Information:**

- Recent photo of the cardholder for identification purposes
- Birth date
- Name of the disability/disorder
- Helpful accommodations needed
- Name of the attraction you are visiting

**Healthcare Information**

- Statement from a healthcare provider or Individualized Education Plan (IEP or equivalent) including the following:
  - Full name of the healthcare professional or education professional
  - NPI number (Provider ID) \*
  - Their title
  - Their phone number
  - Their email address
  - Statement indicating the guest has a disability or other qualifying impairment under the Americans with Disabilities Act (ADA) and/or applicable state law that prevents the

guest from waiting in a standard queue. Please note that the nature of the disability does not have to be provided in the statement. If the disability is of a temporary nature, the doctor's note should state the time period of the temporary disability.

*Not required if uploading an Individualized Education Plan. Individuals requesting the IAC must be 18 years or older.*

*The IAC does NOT guarantee entry to the attraction and any special accommodations provided are at the sole discretion of the attraction.*

The Attraction Access Pass Program is designed to provide an avenue for those individuals with disabilities in which the disability prevents them from waiting in the queue lines to fully enjoy their experience at the Park. Specifically, the Attraction Access Pass provides qualified individuals with a wait time interval for the day. This interval will be based on the average historical wait based on attendance for all rides that the Attractions Access Pass applies to.

In an effort to provide equal treatment to all of our guests, only those guests with a disability or other qualifying impairment and up to three (3) riding companions will be allowed to access attractions through the alternate entrance. If the guest's party is larger than four (4) guests, the other members of the party will be required to enter the ride or attraction through the standard queue.

You can board the ride of your choice no earlier than the time written on the pass by the Ride Information Center (Guest Services) Rep (first ride) or before the wait time interval has passed since your last ride. You will not have to get a reservation or return time to ride the ride. You will simply arrive at the ride and be placed in a queue in order of arrival at the exit. Once you have ridden, the ride operator will write the ride name and time of ride on the Attraction Access Pass. This time becomes the basis for the next ride being available to you. You may rest in a comfortable location or enjoy other attractions in the area until your wait time interval is over or when the others from your party reach the boarding platform.

A guest with an Attraction Access Pass must ride in order for the guest's companions to utilize the Attraction Access Pass to enter the attraction through the alternate entrance. If the guest with an Attraction Access Pass chooses not to ride, the guest's companions must wait in the standard queue.

Attraction Access Passes are not designed to bypass or “skip” the standard queue. Individuals found to be fraudulently using the Attraction Access Pass will be in violation of our Guest Code of Conduct and may be subject to civil penalties. Violators may also be asked to leave the Park without any refund.

### **PERSONAL CARE ATTENDANT PROGRAM:**

The Personal Care Attendant (PCA) program is designed to accommodate guests with disabilities who are in need of support services such as personal hygiene, eating, toileting, transferring, safe movement, maintaining continence and/or medication management, in order to participate in the Park’s goods, services and attractions. The PCA’s attendance is required to enable the guest to participate in the Park’s goods, services and attractions. The PCA is not a guest and shall not participate in any of the Park’s good, services or attractions separate and apart from their client. The PCA receives compensation for the PCA’s services, and the PCA is professionally licensed as a home health aide. If the Park discovers that the guest or the PCA has misrepresented the purpose of the PCA or that the PCA has acted as a patron of the Park as opposed to a PCA, the PCA and the guest will be expelled from the Park and may be barred from future entry.

### **MEDICAL DEVICES AND MOBILITY AIDES:**

For your safety and the safety of others, riders may be required to remove medical devices, half or full length orthotics, braces, crutches, canes, prosthetics and any other type of medical assistance device that is not permanently affixed to the rider’s body to prevent hazards or loss due to ride forces. These devices prevent safety restraints from working as designed, keep the rider from maintaining the proper riding posture, and present a hazard to the rider or others. If in doubt about your ability to safely experience a ride or attraction, please refer to the Rider Requirement Sign at the ride entrance. You may also consult with a Ride Attendant or Guest Relations for more information.

Please also refer to the “Ride Information” section of this Guide for specific information regarding removal of medical devices and mobility aides on a ride by ride basis. If you have any questions, please ask a Ride Attendant or visit Guest Relations.

### **LARGER FRAMED GUESTS:**

Many rides incorporate safety systems designed by the manufacturer to accommodate people of average physical stature and body proportion. These systems may place restrictions on the ability of an individual to safely experience the ride.

In order to ride, all seatbelts, lap bars, and shoulder harnesses must be positioned and fastened properly. Due to rider restraint system requirements, Guests of a larger size may not be accommodated on some rides.

### **KID SWAP:**

The Kid Swap program is designed to accommodate groups with younger children who may not be tall enough to ride some attractions. To participate: 1) The entire party should enter the ride queue; 2) When preparing to board, tell the Ride Attendant you are using the Kid Swap program; 3) Children who are not tall enough to ride may wait at the exit with an adult from your party; 4) After the first ride is completed, the adult who waited with the child will be allowed to ride.

### **RIDE RATINGS AND WARNINGS:**

#### **RIDE RATINGS AND WARNINGS:**

Ride warning signs can be found at the entrance of each ride to help determine the attractions that are best for Guests based upon their experience level, physical condition and abilities. Information on each ride can also be found on the Park Map and Guide.

### Key to Symbols:



## GENERAL INFORMATION

### FRIGHT FEST:

Theatrical fog effects, areas of low lighting, loud music, sound effects, and theatrical and strobe lighting are used throughout the park during Fright Fest. This includes streets, midways, outdoor scare zones, mazes and haunted houses both indoor and outdoor, live entertainment venues and children's attractions.

Guests with respiratory sensitivities, history of seizures or epilepsy, or sensitivities to latex, loud music and sound effects are advised not to participate in these attractions. Please adhere to all posted and verbal warnings and directions.

### FAMILY SERVICES/NURSING MOTHERS:

A private room for nursing mothers is available upon request in our First Aid building. Baby changing areas and a companion restroom can be found in most restrooms. Please feel free to ask a Team Member for directions to these locations or review a park map.

### HEARING DISABILITIES:

Assisted listening devices are available upon request. Please see Guest Relations for additional information.

American Sign Language Interpreting will be available if requested at least 7 days in advance of your visit. To arrange for sign language interpreting services, please call the Operations Office at 661-255-4711 Monday through Friday 9:00am to 5:00pm.

### VISUAL IMPAIRMENTS:

Guest with Visual Impairments - Guests with Visual Impairments that require assistance from a Personal Care Attendant (PCA) will be provided a complimentary ticket for their PCA, provided the PCA meet the Personal Care Attendant guidelines. (See guidelines for Personal Care Attendant.)

### PREGNANCY:

Guests who know or believe they may be pregnant should follow all rules, guidelines and restrictions listed for each ride. Those who are pregnant should not ride a ride that specifically lists pregnancy as a rider restriction. Please closely review all rules and guidelines at the entrance of each ride.

### FOOD, DRINKS AND COOLERS:

Food, beverages, coolers and grills may not be brought into the park. The only food exceptions is for food allergies as describe below and infant food, in non-glass jars. Six Flags Magic Mountain prohibits the use of grills and open flames in and around the property, including parking lots.

### FOOD ALLERGIES:

Guests who suffer from sensitive or life-threatening allergies may bring food into the park if they do not feel comfortable with the menu options available. In this case, the food must be limited to the individual with the allergy and may contain: two sealable sandwich bags (7 inch by 8 inch) and one snack to accommodate their visit (such as a piece of fruit, or a fruit bar, or a snack that fits in a sandwich bag). One small soft-sided cooler may be brought into the park to carry these items. No outside beverages are permitted. Please see Security at Six Flags metal detectors to receive a medical sticker.

### FIRST AID:

Emergency Medical Technicians or Paramedics are on duty during all park operating hours. If you require medical assistance, ask any Team Member and they will summon medical personnel to your location. Please refer to your Park Map and Guide for the location of First Aid.

## **OXYGEN TANKS/AIR CONCENTRATORS:**

Due to the dynamics and certain characteristics of the rides, oxygen tanks or portable systems are not permitted on most of our rides and attractions. Oxygen tanks are permitted in enclosed facilities. For your convenience, the park's First Aid station(s) will be able to appropriately store your additional oxygen tanks during your visit.

## **SPECIAL EFFECTS AT THEATERS, RIDES AND ATTRACTIONS:**

Theatrical fog and other effects, including but not limited to: haze and other atmospheric effects, scents, areas of low lighting, loud music, sound effects, theatrical lighting and strobe lighting may be used at various locations in the park such as theaters and during Fright Fest. Guests with respiratory sensitivities, history of seizure or epilepsy, or sensitivities to latex, loud music and sound effects are advised not to participate in these attractions. Please adhere to all posted and verbal warnings and directions.

## **RIDE INFORMATION**

### **CAMERAS:**

Picture taking and the use of cameras and video recording devices is not permitted on any ride, while it is in motion. It is encouraged that Guests leave their equipment with a non-rider or secure it in a locker or their vehicle. Lockers are available to store items for a nominal fee. Guests must have written permission to use photographs and/or recordings of any aspect of the park for commercial broadcasting, advertising, marketing, or publishing in any medium.

### **FULL BODY HARNESS:**

The safety of our guests and employees is always our highest priority and we strive to provide a fun, safe experience for all guests. In an effort to better accommodate the needs of guests with certain disabilities, we have worked with ride manufacturers to develop safety harnesses for select rides in our park. Riders who do not meet certain extremity requirements may be able to ride certain rides utilizing the full body harness if all requirements are met. Our ride operators have been trained to assist guests with the harnesses to ensure their safety and enjoyment. Please see ride descriptions for more details.

## **RIDE EVACUATIONS:**

If a ride evacuation is necessary, Guests may need to negotiate stairs from the highest points of the ride down steeply inclined stairs or walking surfaces. Guests requiring assistance during the ride evacuation may be escorted last in order to expedite the ride evacuation process. Please ask a Ride Attendant about the specific procedures prior to boarding a particular ride.

**Definitions:** Every ride entrance lists height requirements and special instructions regarding the ride. Six Flags uses the following terms:

**Responsible Person:** A responsible person is someone who meets all the requirements to ride the ride themselves and is at least 54" tall or taller.

**Accompanied By:** Whenever a Guest needs accompaniment, the accompanying person must meet all the ride requirements and be able to assist the Guest including helping the Guest to board and exit the ride and assisting the Guest down stairs, catwalks, or ladders in case of an evacuation.

**Lap Child:** A lap child is a child who is unable to walk to the ride independently or maintain independent seated postural control.

**Functioning Extremity:** A functioning extremity is a limb over which a person has control. A prosthetic device is not considered a functioning extremity. Six Flags has additional requirements regarding prosthetic devices. Please see the information for each specific ride in the Ride Information section of this Guide.

**Ability to hold on or brace:** Ability to use one's arms to maintain a grasp on an assist bar and support one's body during normal and emergency procedures on a ride and to use one's legs to brace to maintain a seated position during the ride.

**Functioning Arm:** Is a full arm with the ability to be flexed at the elbow and a minimum of three full fingers with the ability to hold on with a firm grip.



**Functioning Leg:** Is a fully formed natural leg with a foot that has the ability to bend at the knee.

If you have questions concerning whether you meet the manufacturer and safety restraint system requirements for attractions (concerning the ability to maintain proper riding position and/or the physical requirement with respect to functioning limbs and gripping ability) you should visit our Guest Relations building inside the Park and ask about the Attraction Accessibility Pass. A Guest Service Team Member will review with you the attraction requirements and if you meet such requirements. They will also provide you with an Attraction Accessibility Pass that you can use at each approved attraction to demonstrate to the Ride Operator that you meet the manufacturers and safety system requirements.

### **LOOSE ARTICLE POLICY:**

Loose articles such as cell phones, keys, or other small items must be secured in cargo pockets, zippered pockets or article bins (if available) in the load/unload platform. All loose articles, which cannot be secured, must be locked in a locker, or left with a non-rider prior to entering the queue line.



# Apocalypse

High speed wooden roller coaster with front to back, top to bottom and side to side forces.

**Height Restriction:** Riders must be at least 48" tall to ride.

**Physical Requirements:** Each rider must maintain an upright seated position with their head against the headrest during the duration of the ride and their arms, hands, legs, and feet inside the ride vehicle at all times. For your safety and the safety of others, riders must remove medical devices including half or full length orthotics, braces, crutches, canes, prosthetics and any other type of medical assistance device that is not permanently affixed to the rider's body to prevent hazards or loss due to ride forces. Riders must step up and down into the ride vehicle and will need to transfer from a wheelchair to the ride vehicle.

**Extremity Requirement:** Riders must have at least one functioning arm and two functioning legs.

**Riders who do not meet the extremity requirements may be able to ride Apocalypse utilizing a full body harness, if the requirements set forth by the manufacturer of the full body harness are met.**

**Functioning Extremity:** A functioning extremity is a limb over which a person has control. A prosthetic device is not considered a functioning extremity.

**Ability to hold on or brace:** Ability to use one's arms to maintain a grasp on an assist bar and support one's body during normal and emergency procedures on a ride and to use one's legs to brace to maintain a seated position during the ride.

**Functioning Arm:** Is a full arm with the ability to be flexed at the elbow and a minimum of three full fingers with the ability to hold on with a firm grip.

**Functioning Leg:** Is a fully formed natural leg with a foot that has the ability to bend at the knee.

**Ride Access:** Guests using a manual or electric wheelchair or an ECV should enter through the standby entrance. Prior to arriving at

the boarding station. Guests needing an elevator should follow the signs to the wheelchair accessible entrance.

**Loose Article Policy:** Loose articles are not permitted on the ride and must be secured in cargo pockets, zippered pockets or article bins (if available) in the load/unload platform. All loose articles, which cannot be secured, must be locked in a locker, or left with a non-rider prior to entering the queue line.

**IBCCES Sensory Guide™**  
GCI / GCI 2p / Coaster Wood ISD#8000

TOUCH	TASTE	SOUND	SMELL	SIGHT
7	1	7	1	7

Sensory Level (1 = low sensory stimulation, 10 = high sensory stimulation)

© 2019 IBCCES ALL RIGHTS RESERVED

**Participant Guidelines**

- Hard Turns
- Banking Curves
- Floating sensation
- Negative G-force
- Steep drops
- Seat Bar applies some pressure
- Minimal Sensory Impact
- Clickety Clack Sound of a Wooden Roller Coaster
- Screaming guests
- Minimal Sensory Impact
- Potential for Motion Sickness/Dizziness
- Direct Sunlight
- Optical Illusions

© 2019 IBCCES ALL RIGHTS RESERVED

## Batman: The Ride

High speed roller coaster with front to back, top to bottom and side to side forces.

**Height Restriction:** Riders must be at least 54" tall to ride.

**Physical Requirements:** Each rider must maintain an upright seated position with their head against the headrest during the duration of the ride and their arms, hands, legs, and feet inside the ride vehicle at all times. In addition, Riders with arm or leg casts shall not ride. For your safety and the safety of others, riders must remove medical devices including half or full length orthotics, braces, crutches, canes, prosthetics and any other type of medical assistance device that is not permanently affixed to the rider's body to prevent hazards or loss due to ride forces. Riders using a wheelchair must transfer from the wheelchair onto the ride.

**Extremity Requirement:** Riders with one amputated foot or two amputated feet (amputation below the knee) may ride provided the rider has ability to hold on with two functioning hands. Riders with one missing arm or hand may ride, provided rider has ability to hold on with one functioning hand and brace themselves with two functioning legs. Riders must have control of their leg(s).

**Riders who do not meet the extremity requirements may be able to ride Batman utilizing a full body harness, if the requirements set forth by the manufacturer of the full body harness are met.**

**Functioning Extremity:** A functioning extremity is a limb over which a person has control. A prosthetic device is not considered a functioning extremity.

**Ability to hold on or brace:** Ability to use one's arms to maintain a grasp on an assist bar and support one's body during normal and emergency procedures on a ride and to use one's legs to brace to maintain a seated position during the ride.

**Functioning Arm:** Is a full arm with the ability to be flexed at the elbow and a minimum of three full fingers with the ability to hold on with a firm grip.






**Functioning Leg:** Is a fully formed natural leg with a foot that has the ability to bend at the knee.

**Ride Access:** Guests using a manual or electric wheelchair or an ECV should enter through the standby entrance and follow the signs to the elevator.

**Loose Article Policy:** Loose articles are not permitted on the ride and must be secured in cargo pockets, zippered pockets or article bins (if available) in the load/unload platform. All loose articles, which cannot be secured, must be locked in a locker, or left with a non-rider prior to entering the queue line.

### IBCCES Sensory Guide™

B & M/Coaster Inverted ISD#8001

TOUCH	TASTE	SOUND	SMELL	SIGHT
				
Sensory Level (1 = low sensory stimulation, 10 = high sensory stimulation)				
8	1	7	1	8
© 2019 IBCCES ALL RIGHTS RESERVED				

#### Participant Guidelines

- 360-degree loops
- Highly restrictive safety restraints
- Suspended in air
- G-Force speed
- Tight twists and turns
- Restrictive Restraint
- Minimal Sensory Impact
- Screaming Guests
- Sound of machinery
- Minimal Sensory Impact
- Potential for Motion Sickness/Dizziness
- Direct Sunlight
- Optical Illusions

© 2019 IBCCES ALL RIGHTS RESERVED

# Buccaneer

A moderate ride with an oscillating up and down motion.

**Height Restriction:** Riders must be at least 42” tall to ride alone. Riders under 42” must ride with an adult. No lap children.

**Physical Requirements:** Each rider must maintain in an upright seated position with their head against the headrest during the duration of the ride and their arms, hands, legs, and feet inside the ride vehicle at all times. Riders must be accommodated by the restraint and must have the ability to maintain normal riding position. Riders must step up and down into the ride vehicle and will need to transfer from a wheelchair to the ride vehicle.

**Extremity Requirement:** Riders must possess one functioning arm and two functioning legs.

**Riders who do not meet the extremity requirements may be able to ride Buccaneer utilizing a full body harness, if the requirements set forth by the manufacturer of the full body harness are met.**

**Functioning Extremity:** A functioning extremity is a limb over which a person has control. A prosthetic device is not considered a functioning extremity.

**Ability to hold on or brace:** Ability to use one’s arms to maintain a grasp on an assist bar and support one’s body during normal and emergency procedures on a ride and to use one’s legs to brace to maintain a seated position during the ride.

**Functioning Arm:** Is a full arm with the ability to be flexed at the elbow and a minimum of three full fingers with the ability to hold on with a firm grip.

**Functioning Leg:** Is a fully formed natural leg with a foot that has the ability to bend at the knee.

**Ride Access:** Guests using a manual or electric wheelchair or an ECV should enter to the left of the standby entrance. A ramp is available to the right of the stairs.

**Loose Article Policy:** Loose articles are not permitted on the ride and must be secured in cargo pockets, zippered pockets or article

bins (if available) in the load/unload platform. All loose articles, which cannot be secured, must be locked in a locker, or left with a non-rider prior to entering the queue line.

**IBCCES Sensory Guide™**

Intamin/Bounty ISD#8024

TOUCH	TASTE	SOUND	SMELL	SIGHT
5	1	4	1	4

© 2019 IBCCES ALL RIGHTS RESERVED

**Participant Guidelines**

- Swings up to 66 ft in height
- 180 degree arc
- Minimal sensory impact
- Mechanical noise
- Guest screams
- Minimal sensory impact
- Potential for Motion Sickness/Dizziness
- Direct light

© 2019 IBCCES ALL RIGHTS RESERVED

# Canyon Blaster

An exciting children's ride with turns and drops.

**Height Restriction:** Riders must be at least 33" tall to ride. Riders between 33"-36" must ride with an adult. Riders over 36" may ride alone. No lap children.

**Physical Requirements:** Each rider must maintain in an upright seated position with their head against the headrest during the duration of the ride and their arms, hands, legs, and feet inside the ride vehicle at all times. Riders must step up and down into the ride vehicle and will need to transfer from a wheelchair to the ride vehicle.

**Extremity Requirement:** Riders must have at least three functioning appendages - one functioning arm and two functioning legs or one functioning leg and two functioning arms.

**Riders who do not meet the extremity requirements may be able to ride Canyon Blaster utilizing a full body harness, if the requirements set forth by the manufacturer of the full body harness are met.**

**Functioning Extremity:** A functioning extremity is a limb over which a person has control. A prosthetic device is not considered a functioning extremity.

**Ability to hold on or brace:** Ability to use one's arms to maintain a grasp on an assist bar and support one's body during normal and emergency procedures on a ride and to use one's legs to brace to maintain a seated position during the ride.

**Functioning Arm:** Is a full arm with the ability to be flexed at the elbow and a minimum of three full fingers with the ability to hold on with a firm grip.

**Functioning Leg:** Is a fully formed natural leg with a foot that has the ability to bend at the knee.

**Ride Access:** Guests using a manual or electric wheelchair or an ECV should enter through the exit.

**Loose Article Policy:** Loose articles are not permitted on the ride and must be secured in cargo pockets, zippered pockets or article bins (if available) in the load/unload platform. All loose articles, which

cannot be secured, must be locked in a locker, or left with a non-rider prior to entering the queue line.

**IBCCES Sensory Guide™**

Milner / Coaster Kid ISD#8228

TOUCH	TASTE	SOUND	SMELL	SIGHT
Sensory Level (1 = low sensory stimulation, 10 = high sensory stimulation)				
5	1	4	1	4

© 2019 IBCCES ALL RIGHTS RESERVED

**Participant Guidelines**

- 10 mph
- 8 ft high
- Lap Restraints
- Twists and turns
- Minimum sensory impact
- Sound of machinery
- Close proximity to other guests
- Minimum sensory impact
- Motion sickness/dizziness may occur

© 2019 IBCCES ALL RIGHTS RESERVED

# CraZanity

An exciting ride with circulating and oscillating up and down motion.

**Height Restriction:** All guests must be 52" tall to ride.

**Physical Requirements:** Each rider must maintain an upright seated position with their back against the seatback during the duration of the ride and their arms, hands, legs, and feet inside the ride vehicle at all times. Due to the restraints some large guests may not be able to ride. No Prosthetics are allowed.

**Extremity Requirement:** Riders must have one full functional arm, one arm to the elbow and a minimum of two legs to the knees with control of their legs.

**Riders who do not meet the extremity requirements may be able to ride CraZanity utilizing a full body harness, if the requirements set forth by the manufacturer of the full body harness are met.**

**Functioning Extremity:** A functioning extremity is a limb over which a person has control. A prosthetic device is not considered a functioning extremity.

**Ability to hold on or brace:** Ability to use one's arms to maintain a grasp on an assist bar and support one's body during normal and emergency procedures on a ride and to use one's legs to brace to maintain a seated position during the ride.

**Functioning Arm:** Is a full arm with the ability to be flexed at the elbow and a minimum of three full fingers with the ability to hold on with a firm grip.






**Functioning Leg:** Is a fully formed natural leg with a foot that has the ability to bend at the knee.

**Ride Access:** Guests using a manual or electric wheelchair or an ECV should enter through the standby entrance.

**Loose Article Policy:** Loose articles are not permitted on the ride and must be secured in cargo pockets, zippered pockets or article bins (if available) in the load/unload platform. All loose articles, which cannot be secured, must be locked in a locker, or left with a non-rider.

### IBCCES Sensory Guide™

Zamperla / Discovery Giga 172' ISD#8173

TOUCH	TASTE	SOUND	SMELL	SIGHT
				
Sensory Level (1 = low sensory stimulation, 10 = high sensory stimulation)				
8	1	8	1	8

© 2019 IBCCES ALL RIGHTS RESERVED

#### Participant Guidelines

- Restrictive restraint
- Feeling of weightlessness
- Massive swings
- Huge drops
- 70 mph
- Minimal sensory impact
- Sound of other riders screaming
- Air rushing past ears
- Minimal sensory impact
- Natural lighting
- Motion sickness/dizziness may occur
- Fast moving scenery
- Optical illusions

© 2019 IBCCES ALL RIGHTS RESERVED

# Daffy's Adventure Tour

A slow moving circular ride that has some elevation.

**Height Restriction:** Riders must be at least 36" tall to ride alone. Riders under 36" must ride with an adult. No lap children.

**Physical Requirements:** Each rider must maintain an upright seated position with their back against the seatback during the duration of the ride and their arms, hands, legs, and feet inside the ride vehicle at all times. No leg casts. Riders must step up and down into the ride vehicle and will need to transfer from a wheelchair to the ride vehicle.

**Extremity Requirement:** Riders must have one functioning arm and one functioning leg.

**Riders who do not meet the extremity requirements may be able to ride Daffy's Adventure Tour utilizing a full body harness, if the requirements set forth by the manufacturer of the full body harness are met.**

**Functioning Extremity:** A functioning extremity is a limb over which a person has control. A prosthetic device is not considered a functioning extremity.

**Ability to hold on or brace:** Ability to use one's arms to maintain a grasp on an assist bar and support one's body during normal and emergency procedures on a ride and to use one's legs to brace to maintain a seated position during the ride.

**Functioning Arm:** Is a full arm with the ability to be flexed at the elbow and a minimum of three full fingers with the ability to hold on with a firm grip.

**Functioning Leg:** Is a fully formed natural leg with a foot that has the ability to bend at the knee.

**Ride Access:** Guests using a manual or electric wheelchair or an ECV should enter through the exit.

**Loose Article Policy:** Loose articles are not permitted on the ride and must be secured in cargo pockets, zippered pockets or article bins (if available) in the load/unload platform. All loose articles, which

cannot be secured, must be locked in a locker, or left with a non-rider prior to entering the queue line.

**IBCCES Sensory Guide™**  
Zamperla / Bus Crazy ISD#8117

TOUCH	TASTE	SOUND	SMELL	SIGHT
3	1	3	1	3

Sensory Level (1 = low sensory stimulation, 10 = high sensory stimulation)

© 2019 IBCCES ALL RIGHTS RESERVED

**Participant Guidelines**

- Varying heights
- Forward/backward motion
- Minimal sensory impact
- Close proximity to other guests
- Mechanical sounds
- Minimal sensory impact
- Heights
- Motion sickness/dizziness may occur

© 2019 IBCCES ALL RIGHTS RESERVED

## Dive Devil

An exciting attraction with a sudden drop and swinging back and forth motion.

**Height Restriction:** Riders must be at least 48" tall to fly.

**Physical Requirements:** Riders must be willing and have the ability to grasp and hold onto the landing loop with both hands during the landing process. Those using a wheelchair must transfer from the wheelchair onto the ride.

**Extremity Requirement:** Riders must have two functioning arms and one functioning leg.

**Functioning Extremity:** A functioning extremity is a limb over which a person has control. A prosthetic device is not considered a functioning extremity.

**Ability to hold on or brace:** Ability to use one's arms to maintain a grasp on an assist bar and support one's body during normal and emergency procedures on a ride and to use one's legs to brace to maintain a seated position during the ride.






**Functioning Arm:** Is a full arm with the ability to be flexed at the elbow and a minimum of three full fingers with the ability to hold on with a firm grip.

**Functioning Leg:** Is a fully formed natural leg with a foot that has the ability to bend at the knee.

**Ride Access:** Guests using a manual or electric wheelchair or an ECV should enter through the standby entrance.

(A fee is required for Dive Devil. Tickets are available for purchase at the Dive Devil entrance.)

**Loose Article Policy:** Loose articles are not permitted on the ride and must be secured in cargo pockets, zippered pockets or article bins (if available) in the load/unload platform. All loose articles, which cannot be secured, must be locked in a locker, or left with a non-rider prior to entering the queue line.

IBCCES Sensory Guide™				
Skycoaster / Skycoaster				ISD#8202
TOUCH	TASTE	SOUND	SMELL	SIGHT
				
Sensory Level (1 = low sensory stimulation, 10 = high sensory stimulation)				
7	1	5	1	6
© 2019 IBCCES ALL RIGHTS RESERVED				
Participant Guidelines				
<ul style="list-style-type: none"><li>• Harnessed into ride</li><li>• Free fall sensation</li><li>• Soaring airborne in forwards motion</li></ul>	<ul style="list-style-type: none"><li>• Minimal Sensory Impact</li></ul>	<ul style="list-style-type: none"><li>• Screaming Guests</li></ul>	<ul style="list-style-type: none"><li>• Minimal Sensory Impact</li></ul>	<ul style="list-style-type: none"><li>• Potential for Motion Sickness/Dizziness</li><li>• Direct Sunlight</li><li>• Optical Illusions</li></ul>
© 2019 IBCCES ALL RIGHTS RESERVED				



# Elmer Fudd's Weather Balloons

A gentle circular ride with some elevation.

**Height Restriction:** Riders must be at least 42" tall to ride alone. Riders under 42" must ride with an adult. No lap children. Weight limit of 400 lbs. per gondola.

**Physical Requirements:** Each rider must maintain an upright seated position with their back against the seatback during the duration of the ride and their arms, hands, legs, and feet inside the ride vehicle at all times. Riders must step up and down into the ride vehicle and will need to transfer from a wheelchair to the ride vehicle.

**Extremity Requirement:** Riders must have one functioning arm and one functioning leg.

**Riders who do not meet the extremity requirements may be able to ride Elmer Fudd's Weather Balloons utilizing a full body harness, if the requirements set forth by the manufacturer of the full body harness are met.**

**Functioning Extremity:** A functioning extremity is a limb over which a person has control. A prosthetic device is not considered a functioning extremity.

**Ability to hold on or brace:** Ability to use one's arms to maintain a grasp on an assist bar and support one's body during normal and emergency procedures on a ride and to use one's legs to brace to maintain a seated position during the ride.

**Functioning Arm:** Is a full arm with the ability to be flexed at the elbow and a minimum of three full fingers with the ability to hold on with a firm grip.

**Functioning Leg:** Is a fully formed natural leg with a foot that has the ability to bend at the knee.

**Ride Access:** Guests using a manual or electric wheelchair or an ECV should enter through the exit.

**Loose Article Policy:** Loose articles are not permitted on the ride and must be secured in cargo pockets, zippered pockets or article bins (if available) in the load/unload platform. All loose articles, which

cannot be secured, must be locked in a locker, or left with a non-rider prior to entering the queue line.

**IBCCES Sensory Guide™**

Zamperla/Balloon Samba ISD#8030

TOUCH	TASTE	SOUND	SMELL	SIGHT
3	1	2	1	3

Sensory Level (1 = low sensory stimulation, 10 = high sensory stimulation)

© 2019 IBCCES ALL RIGHTS RESERVED

**Participant Guidelines**

- Riders can control spinning of balloon
- Gentle rise
- Spins in circle
- Minimum sensory impact
- Sound of machinery
- Soundscape playing
- Minimum sensory impact
- Motion sickness/dizziness may occur

© 2019 IBCCES ALL RIGHTS RESERVED

## Full Throttle

An intense roller coaster with quick acceleration, high speed, steep drops, fast turns and inversions. This attraction features intense audio, fog, lighting and strobe effects.

**Height Restriction:** Riders must be at least 54" tall to ride.

**Physical Requirements:** Each rider must maintain an upright seated position with their head against the headrest during the duration of the ride and their arms, hands, legs, and feet inside the ride vehicle at all times. For your safety and the safety of others, riders must remove medical devices including half or full length orthotics, braces, crutches, canes, prosthetics and any other type of medical assistance device that is not permanently affixed to the rider's body to prevent hazards or loss due to ride forces. Guests with Diabetes should not ride. Riders must step up and down into the ride vehicle and will need to transfer from a wheelchair to the ride vehicle.

**Extremity Requirement:** Riders must have two functioning legs and two functioning arms. Riders must have full upper and full lower body control.

**Riders who do not meet the extremity requirements may be able to ride Full Throttle utilizing a full body harness, if the requirements set forth by the manufacturer of the full body harness are met.**

**Functioning Extremity:** A functioning extremity is a limb over which a person has control. A prosthetic device is not considered a functioning extremity.

**Ability to hold on or brace:** Ability to use one's arms to maintain a grasp on an assist bar and support one's body during normal and emergency procedures on a ride and to use one's legs to brace to maintain a seated position during the ride.

**Functioning Arm:** Is a full arm with the ability to be flexed at the elbow and a minimum of three full fingers with the ability to hold on with a firm grip.






**Functioning Leg:** Is a fully formed natural leg with a foot that has the ability to bend at the knee.

**Ride Access:** Guests using a manual or electric wheelchair or an ECV should enter through the standby entrance.

**Loose Article Policy:** Loose articles are not permitted on the ride and must be secured in cargo pockets, zippered pockets or article bins (if available) in the load/unload platform. All loose articles, which cannot be secured, must be locked in a locker, or left with a non-rider prior to entering the queue line.

### IBCCES Sensory Guide™

Premier / Coaster Linear Synchronous Motor (LSM) Launch ISD#8230

TOUCH	TASTE	SOUND	SMELL	SIGHT
				
Sensory Level (1 = low sensory stimulation, 10 = high sensory stimulation)				
7	1	6	1	7

© 2019 IBCCES ALL RIGHTS RESERVED

#### Participant Guidelines

- Lap restraint
- Loops
- High speed
- Twists and turns
- Direction changes
- Minimum sensory impact
- Sound of machinery
- Close proximity to other guests
- Minimum sensory impact
- Motion sickness/dizziness may occur
- Optical illusion
- Heights

© 2019 IBCCES ALL RIGHTS RESERVED

# Goliath

An exciting coaster with high-speed turns, steep drops, and sudden stops.

**Height Restriction:** Riders must be at least 48" tall to ride.

**Physical Requirements:** Each rider must maintain an upright seated position with their head against the headrest during the duration of the ride and their arms, hands, legs, and feet inside the ride vehicle at all times. For your safety and the safety of others, riders must remove medical devices including half or full length orthotics, braces, crutches, canes, prosthetics and any other type of medical assistance device that is not permanently affixed to the rider's body to prevent hazards or loss due to ride forces. Riders must step up and down into the ride vehicle and will need to transfer from a wheelchair to the ride vehicle.

**Extremity Requirement:** Riders must have two functioning legs and one functioning arm.

**Riders who do not meet the extremity requirements may be able to ride Goliath utilizing a full body harness, if the requirements set forth by the manufacturer of the full body harness are met.**

**Functioning Extremity:** A functioning extremity is a limb over which a person has control. A prosthetic device is not considered a functioning extremity.

**Ability to hold on or brace:** Ability to use one's arms to maintain a grasp on an assist bar and support one's body during normal and emergency procedures on a ride and to use one's legs to brace to maintain a seated position during the ride.

**Functioning Arm:** Is a full arm with the ability to be flexed at the elbow and a minimum of three full fingers with the ability to hold on with a firm grip.

**Functioning Leg:** Is a fully formed natural leg with a foot that has the ability to bend at the knee.

**Ride Access:** Guests using a manual or electric wheelchair or an ECV should enter through the standby entrance and follow the signs to the elevator.

**Loose Article Policy:** Loose articles are not permitted on the ride and must be secured in cargo pockets, zippered pockets or article bins (if available) in the load/unload platform. All loose articles, which cannot be secured, must be locked in a locker, or left with a non-rider prior to entering the queue line.

**IBCCES Sensory Guide™**

Giovanola / Coaster Mega ISD#8091

TOUCH	TASTE	SOUND	SMELL	SIGHT
8	1	7	1	7

Sensory Level (1 = low sensory stimulation, 10 = high sensory stimulation)

© 2019 IBCCES ALL RIGHTS RESERVED

**Participant Guidelines**

- Massive height
- Laprestraint
- Massive drops
- Wind blowing
- Spirals
- Tight turns
- Minimal sensory impact
- Close proximity to other guests
- Mechanical noise
- Minimal sensory impact
- Motion sickness/dizziness may occur
- Massive height
- Optical illusions

© 2019 IBCCES ALL RIGHTS RESERVED

# Gold Rusher

An exciting coaster with high-speed turns, steep drops, and sudden stops.

**Height Restriction:** Riders must be at least 48" tall to ride.

**Physical Requirements:** Each rider must maintain an upright seated position with their back against the seatback during the duration of the ride and their arms, hands, legs, and feet inside the ride vehicle at all times. Riders must step up and down into the ride vehicle and will need to transfer from a wheelchair to the ride vehicle.

**Extremity Requirement:** Riders must have at least three functioning appendages - one functioning arm and two functioning legs or one functioning leg and two functioning arms.

**Riders who do not meet the extremity requirements may be able to ride Gold Rusher utilizing a full body harness, if the requirements set forth by the manufacturer of the full body harness are met.**

**Functioning Extremity:** A functioning extremity is a limb over which a person has control. A prosthetic device is not considered a functioning extremity.

**Ability to hold on or brace:** Ability to use one's arms to maintain a grasp on an assist bar and support one's body during normal and emergency procedures on a ride and to use one's legs to brace to maintain a seated position during the ride.

**Functioning Arm:** Is a full arm with the ability to be flexed at the elbow and a minimum of three full fingers with the ability to hold on with a firm grip.

**Functioning Leg:** Is a fully formed natural leg with a foot that has the ability to bend at the knee.

**Ride Access:** Guests using a manual or electric wheelchair or an ECV should enter through the standby entrance. (A ramp is available for access through the entrance.)

**Loose Article Policy:** Loose articles are not permitted on the ride and must be secured in cargo pockets, zippered pockets or article bins (if available) in the load/unload platform. All loose articles, which

cannot be secured, must be locked in a locker, or left with a non-rider prior to entering the queue line.

IBCCES Sensory Guide™				
Arrow/ Coaster Run Away Train				ISD#8022
TOUCH	TASTE	SOUND	SMELL	SIGHT
Sensory Level (1 = low sensory stimulation, 10 = high sensory stimulation)				
5	1	4	1	4
© 2019 IBCCES ALL RIGHTS RESERVED				
Participant Guidelines				
<ul style="list-style-type: none"><li>Dips, dives and turns</li><li>35 mph</li><li>Lap restraint</li></ul>	<ul style="list-style-type: none"><li>Minimal sensory impact</li></ul>	<ul style="list-style-type: none"><li>Mechanical noise</li><li>Guest screams</li></ul>	<ul style="list-style-type: none"><li>Minimal sensory impact</li></ul>	<ul style="list-style-type: none"><li>Potential for Motion Sickness/Dizziness</li><li>Direct light</li><li>Dark tunnel</li></ul>
© 2019 IBCCES ALL RIGHTS RESERVED				

# The Grand American Carousel

A gentle circular ride with both stationary and up/down moving horses.

**Height Restriction:** Riders must be at least 42” to ride alone. Riders under 42” must ride with an adult.

**Physical Requirements:** Each rider must be able to remain sitting up straight, keeping their head upright. Riders using a wheelchair must transfer from the wheelchair onto the ride.

**Extremity Requirement:** Riders must have at least one functioning arm, one functioning leg, and one leg to the knee to utilize a horse.

**Riders who do not meet the extremity requirements may be able to ride The Grand American Carousel utilizing a full body harness, if the requirements set forth by the manufacturer of the full body harness are met.**

**Functioning Extremity:** A functioning extremity is a limb over which a person has control. A prosthetic device is not considered a functioning extremity.






**Ability to hold on or brace:** Ability to use one’s arms to maintain a grasp on an assist bar and support one’s body during normal and emergency procedures on a ride and to use one’s legs to brace to maintain a seated position during the ride.

**Functioning Arm:** Is a full arm with the ability to be flexed at the elbow and a minimum of three full fingers with the ability to hold on with a firm grip.

**Functioning Leg:** Is a fully formed natural leg with a foot that has the ability to bend at the knee.

**Ride Access:** Guests using a manual or electric wheelchair or an ECV should enter through the exit.

**Loose Article Policy:** Loose articles are permitted on this ride.

IBCCES Sensory Guide™				
PTC/ Carousel 35			ISD#8019	
TOUCH	TASTE	SOUND	SMELL	SIGHT
				
Sensory Level (1 = low sensory stimulation, 10 = high sensory stimulation)				
3	1	2	1	3
© 2019 IBCCES ALL RIGHTS RESERVED				
Participant Guidelines				
<ul style="list-style-type: none"><li>• Up and down motion</li><li>• Continuous circular motion</li></ul>	<ul style="list-style-type: none"><li>• Minimal Sensory Impact</li></ul>	<ul style="list-style-type: none"><li>• Musical soundscape</li></ul>	<ul style="list-style-type: none"><li>• Minimal Sensory impact</li></ul>	<ul style="list-style-type: none"><li>• Potential for Motion Sickness/Dizziness</li><li>• Shaded ride</li></ul>
© 2019 IBCCES ALL RIGHTS RESERVED				

# Jammin' Bumpers

A driving ride with turns and bumps.

**Height Restriction:** Riders must be at least 48" to drive alone. A responsible person/adult must accompany those between 42" and 48".

**Physical Requirements:** Each rider must maintain an upright seated position with their back against the seatback during the duration of the ride and their arms, hands, legs, and feet inside the ride vehicle at all times. Drivers must have the ability to hold and turn the steering wheel and depress the foot pedal. Passengers must have the ability to brace themselves. Riders must step up and down into the ride vehicle and will need to transfer from a wheelchair to the ride vehicle.

**Extremity Requirement:** Riders must have at least one functioning arm and one functioning leg.

**Functioning Extremity:** A functioning extremity is a limb over which a person has control. A prosthetic device is not considered a functioning extremity.

**Ability to hold on or brace:** Ability to use one's arms to maintain a grasp on an assist bar and support one's body during normal and emergency procedures on a ride and to use one's legs to brace to maintain a seated position during the ride.

**Functioning Arm:** Is a full arm with the ability to be flexed at the elbow and a minimum of three full fingers with the ability to hold on with a firm grip.






**Functioning Leg:** Is a fully formed natural leg with a foot that has the ability to bend at the knee.

**Ride Access:** Guests using a manual or electric wheelchair or an ECV should proceed to the ramp located near the ride exit.

**Loose Article Policy:** Loose articles are not permitted on the ride and must be secured in cargo pockets, zippered pockets or article bins (if available) in the load/unload platform. All loose articles, which cannot be secured, must be locked in a locker, or left with a non-rider prior to entering the queue line.

### IBCCES Sensory Guide™

SDC / Car Bumper ISD#8167

TOUCH	TASTE	SOUND	SMELL	SIGHT
				
Sensory Level (1 = low sensory stimulation, 10 = high sensory stimulation)				
5	1	4	1	4
<small>© 2019 IBCCES ALL RIGHTS RESERVED</small>				

#### Participant Guidelines

- Jerks
- Bumps
- Minimal sensory impact
- Close proximity to other guests
- Mechanical sounds
- Minimal sensory impact
- Motion sickness/dizziness may occur
- Shaded ride

© 2019 IBCCES ALL RIGHTS RESERVED

## Jet Stream

A family raft ride with turns, drops and splashes.

**Height Restriction:** Riders must be at least 42” to ride alone. Riders under 42” must ride with an adult. Personal flotation devices may be requested prior to boarding the ride. Please see the ride attendant for more information.

**Physical Requirements:** Each rider must maintain an upright seated position during the duration of the ride and their arms, hands, legs, and feet inside the ride vehicle at all times. Riders must step up and down into the ride vehicle and will need to transfer from a wheelchair to the ride vehicle.

**Extremity Requirement:** Riders must have at least one functioning arm and one functioning leg.

**Functioning Extremity:** A functioning extremity is a limb over which a person has control. A prosthetic device is not considered a functioning extremity.






**Ability to hold on or brace:** Ability to use one’s arms to maintain a grasp on an assist bar and support one’s body during normal and emergency procedures on a ride and to use one’s legs to brace to maintain a seated position during the ride.

**Functioning Arm:** Is a full arm with the ability to be flexed at the elbow and a minimum of three full fingers with the ability to hold on with a firm grip.

**Functioning Leg:** Is a fully formed natural leg with a foot that has the ability to bend at the knee.

**Ride Access:** Guests using a manual or electric wheelchair or an ECV should enter through the exit.

**Loose Article Policy:** Loose articles are permitted on this ride.

IBCCES Sensory Guide™				
Arrow / Flume Hydro				ISD#8143
TOUCH	TASTE	SOUND	SMELL	SIGHT
				
Sensory Level (1 = low sensory stimulation, 10 = high sensory stimulation)				
5	1	5	2	4
© 2019 IBCCES ALL RIGHTS RESERVED				
Participant Guidelines				
<ul style="list-style-type: none"><li>• 60 ft drop</li><li>• Gentle ride</li><li>• Might get wet</li></ul>	<ul style="list-style-type: none"><li>• Minimal sensory impact</li></ul>	<ul style="list-style-type: none"><li>• Close proximity to other guests</li></ul>	<ul style="list-style-type: none"><li>• Chlorinated scent</li></ul>	<ul style="list-style-type: none"><li>• Natural light</li></ul>
© 2019 IBCCES ALL RIGHTS RESERVED				

# Justice League: Battle for Metropolis

An interactive dark ride with turns and spins.

**Height Restriction:** Riders must be at least 42" minimum to ride. Guests between 42" and 48" must be accompanied by a supervising "companion." A supervising companion is someone who physically and mentally meets all of the requirements to ride by themselves, is 14 years of age or older, and exhibits the maturity of someone 14 years of age or older. Children under 48", must be seated in the middle or left seat of the row. Lap children are not permitted.

**Physical Requirements:** Each rider must maintain an upright-seated position during the duration of the ride and their arms, hands, legs, and feet inside the ride vehicle at all times. Prosthetics and casts are allowed so long as they do not interfere with the restraints.

**Extremity Requirement:** Riders must have two full arms and one full leg.

**Riders who do not meet the extremity requirements may be able to ride Justice League: Battle for Metropolis utilizing a full body harness, if the requirements set forth by the manufacturer of the full body harness are met.**

**Functioning Extremity:** A functioning extremity is a limb over which a person has control. A prosthetic device is not considered a functioning extremity.

**Ability to hold on or brace:** Ability to use one's arms to maintain a grasp on an assist bar and support one's body during normal and emergency procedures on a ride and to use one's legs to brace to maintain a seated position during the ride.

**Functioning Arm:** Is a full arm with the ability to be flexed at the elbow and a minimum of three full fingers with the ability to hold on with a firm grip.






**Functioning Leg:** Is a fully formed natural leg with a foot that has the ability to bend at the knee.

**Ride Access:** Guests using a manual or electric wheelchair or an ECV should enter through the standby entrance.

**Loose Article Policy:** Loose articles are permitted on this ride, but must be secured in cargo pockets or zippered pockets. All loose articles, which cannot be secured, must be locked in a locker, or left with a non-rider prior to entering the queue line.

### IBCCES Sensory Guide™

Sally/Dark Ride ISD#8006

TOUCH	TASTE	SOUND	SMELL	SIGHT
				
Sensory Level (1 = low sensory stimulation, 10 = high sensory stimulation)				
5	1	5	1	6
© 2019 IBCCES ALL RIGHTS RESERVED				

#### Participant Guidelines

<ul style="list-style-type: none"><li>• Sharp twists and turns</li><li>• 4D glasses</li><li>• Handheld gun</li><li>• Restrictive lap bar</li></ul>	<ul style="list-style-type: none"><li>• Minimal Sensory Impact</li></ul>	<ul style="list-style-type: none"><li>• Loud Soundscape</li><li>• Close proximity to other guests</li></ul>	<ul style="list-style-type: none"><li>• Minimal Sensory Impact</li></ul>	<ul style="list-style-type: none"><li>• Interactive dark ride</li><li>• 4D effects</li><li>• Special Effects</li><li>• Flashing lights</li><li>• Fog and Fire Effects</li></ul>
--	--	---	--	---

© 2019 IBCCES ALL RIGHTS RESERVED



# Lex Luthor: Drop of Doom

An exciting ride with a sudden drop.

**Height Restriction:** Riders must be 48” tall to ride.

**Physical Requirements:** Each rider must maintain an upright seated position with their head against the headrest during the duration of the ride and their arms, hands, legs, and feet inside the ride vehicle at all times. For your safety and the safety of others, riders must remove medical devices including half or full length orthotics, braces, crutches, canes, prosthetics and any other type of medical assistance device that is not permanently affixed to the rider’s body to prevent hazards or loss due to ride forces. Riders using a wheelchair must transfer from the wheelchair onto the ride.

**Extremity Requirement:** Riders must have one functioning arm and one functioning leg. Riders must have control of their leg(s).

**Riders who do not meet the extremity requirements may be able to ride Lex Luthor: Drop of Doom utilizing a full body harness, if the requirements set forth by the manufacturer of the full body harness are met.**

**Functioning Extremity:** A functioning extremity is a limb over which a person has control. A prosthetic device is not considered a functioning extremity.

**Ability to hold on or brace:** Ability to use one’s arms to maintain a grasp on an assist bar and support one’s body during normal and emergency procedures on a ride and to use one’s legs to brace to maintain a seated position during the ride.

**Functioning Arm:** Is a full arm with the ability to be flexed at the elbow and a minimum of three full fingers with the ability to hold on with a firm grip.

**Functioning Leg:** Is a fully formed natural leg with a foot that has the ability to bend at the knee.

**Ride Access:** Guests using a manual or electric wheelchair or an ECV should enter through the standby entrance.

**Loose Article Policy:** Loose articles are not permitted on the ride and must be secured in cargo pockets, zippered pockets or article bins (if available) in the load/unload platform. All loose articles, which cannot be secured, must be locked in a locker, or left with a non-rider prior to entering the queue line.

**IBCCES Sensory Guide™**  
Intamin/Drop Giant | ISD#8014

TOUCH	TASTE	SOUND	SMELL	SIGHT
8	1	8	1	8

Sensory Level (1 = low sensory stimulation, 10 = high sensory stimulation)

© 2019 IBCCES ALL RIGHTS RESERVED

**Participant Guidelines**

- Highly Restrictive safety restraints
- High speeds
- Dangling feet
- Feeling of freefall
- 400 foot drop
- Minimal Sensory Impact
- Screaming Guests
- Sound of machinery
- Minimal Sensory Impact
- Potential for Motion Sickness/Dizziness
- Direct Sunlight

© 2019 IBCCES ALL RIGHTS RESERVED

# Looney Tunes Lodge

A soft children's play area.

**Height Restriction:** Must be under 54" tall or accompanied by a child under 54" tall.

**Physical Requirements:** Participants must have at least one functioning arm and one functioning leg.

**Extremity Requirement:** Participants must have at least one functioning arm and one functioning leg.

**Functioning Extremity:** A functioning extremity is a limb over which a person has control. A prosthetic device is not considered a functioning extremity.

**Ability to hold on or brace:** Ability to use one's arms to maintain a grasp on an assist bar and support one's body during normal and emergency procedures on a ride and to use one's legs to brace to maintain a seated position during the ride.

**Functioning Arm:** Is a full arm with the ability to be flexed at the elbow and a minimum of three full fingers with the ability to hold on with a firm grip.






**Functioning Leg:** Is a fully formed natural leg with a foot that has the ability to bend at the knee.

**Ride Access:** Guests using a manual or electric wheelchair or an ECV should enter through the standby entrance.

**Loose Article Policy:** Loose articles are permitted on this ride.

**IBCCES Sensory Guide™**

SCS / Area Dry Play Structure Foam Factory ISD#8186

TOUCH	TASTE	SOUND	SMELL	SIGHT
				
Sensory Level (1 = low sensory stimulation, 10 = high sensory stimulation)				
2	1	3	1	2

© 2019 IBCCES ALL RIGHTS RESERVED

---

**Participant Guidelines**

- Opportunity for free play
- Slides
- Tunnels
- Balls
- Climbing
- Minimal sensory impact
- Close proximity to other guests
- Minimal sensory impact
- Indoor play zone

© 2019 IBCCES ALL RIGHTS RESERVED

# Magic Flyer

An exciting children's ride with turns and drops.

**Height Restriction:** Riders must be under 54" tall to ride. No lap children.

**Physical Requirements:** Each rider must maintain an upright seated position with their back against the seatback during the duration of the ride and their arms, hands, legs, and feet inside the ride vehicle at all times. Riders must step up and down into the ride vehicle and will need to transfer from a wheelchair to the ride vehicle.

**Extremity Requirement:** Riders must have at least three functioning appendages - one functioning arm and two functioning legs or one functioning leg and two functioning arms.

**Riders who do not meet the extremity requirements may be able to ride Magic Flyer utilizing a full body harness, if the requirements set forth by the manufacturer of the full body harness are met.**

**Functioning Extremity:** A functioning extremity is a limb over which a person has control. A prosthetic device is not considered a functioning extremity.

**Ability to hold on or brace:** Ability to use one's arms to maintain a grasp on an assist bar and support one's body during normal and emergency procedures on a ride and to use one's legs to brace to maintain a seated position during the ride.

**Functioning Arm:** Is a full arm with the ability to be flexed at the elbow and a minimum of three full fingers with the ability to hold on with a firm grip.

**Functioning Leg:** Is a fully formed natural leg with a foot that has the ability to bend at the knee.

**Ride Access:** Guests using a manual or electric wheelchair or an ECV should enter through the exit.

**Loose Article Policy:** Loose articles are not permitted on the ride and must be secured in cargo pockets, zippered pockets or article bins (if available) in the load/unload platform. All loose articles, which

cannot be secured, must be locked in a locker, or left with a non-rider prior to entering the queue line.

**IBCCES Sensory Guide™**  
Bradley & Kaye / Coaster Little Dipper      ISD#8233

TOUCH	TASTE	SOUND	SMELL	SIGHT
3	1	3	1	3

Sensory Level (1 = low sensory stimulation, 10 = high sensory stimulation)

© 2019 IBCCES ALL RIGHTS RESERVED

**Participant Guidelines**

- Gentle hills
- 10 ft
- Minimal sensory impact
- Close proximity to other guests
- Mechanical sounds
- Minimal sensory impact
- Motion sickness/dizziness may occur

© 2019 IBCCES ALL RIGHTS RESERVED

# Magic Mover

A slow moving cable car ride on rails up or down a steep hillside.

**Height Restriction:** None.

**Physical Requirements:** None.






**Extremity Requirement:** None.

**Ride Access:** Guests using a manual or electric wheelchair or an ECV should follow the signs to the ramp access.

**Loose Article Policy:** Loose articles are permitted on this ride.

**IBCCES Sensory Guide™**

Intamin / Railroad Inclined Funicular ISD#8236

TOUCH	TASTE	SOUND	SMELL	SIGHT
				
2	1	2	1	2

Sensory Level (1 = low sensory stimulation, 10 = high sensory stimulation)

© 2019 IBCCES ALL RIGHTS RESERVED

---

**Participant Guidelines**

- Slow pace
- Rocking motion
- Hard benches
- Minimal sensory impact
- Close proximity to other guests
- Narrated ride
- Minimal sensory impact
- Motion sickness/dizziness may occur
- Rapidly changing scenery

© 2019 IBCCES ALL RIGHTS RESERVED

## Merrie Melodies Carousel

A gentle circular ride with both up/down moving horses and stationary chariots.

**Height Restriction:** Riders must be at least 36" tall to ride. Riders under 36" must ride with an adult.

**Physical Requirements:** Each rider must be able to remain sitting up straight, keeping their head upright. Riders using a wheelchair must transfer from the wheelchair onto the ride.

**Extremity Requirement:** Riders must have at least one functioning arm, one functioning leg, and one leg to the knee to utilize a horse.

**Riders who do not meet the extremity requirements may be able to ride Merrie Melodies Carousel utilizing a full body harness, if the requirements set forth by the manufacturer of the full body harness are met.**

**Functioning Extremity:** A functioning extremity is a limb over which a person has control. A prosthetic device is not considered a functioning extremity.






**Ability to hold on or brace:** Ability to use one's arms to maintain a grasp on an assist bar and support one's body during normal and emergency procedures on a ride and to use one's legs to brace to maintain a seated position during the ride.

**Functioning Arm:** Is a full arm with the ability to be flexed at the elbow and a minimum of three full fingers with the ability to hold on with a firm grip.

**Functioning Leg:** Is a fully formed natural leg with a foot that has the ability to bend at the knee.

**Ride Access:** Guests using a manual or electric wheelchair or an ECV should enter through the exit.

**Loose Article Policy:** Loose articles are not permitted on the ride and must be secured in cargo pockets, zippered pockets or article bins (if available) in the load/unload platform. All loose articles, which cannot be secured, must be locked in a locker, or left with a non-rider prior to entering the queue line.

IBCCES Sensory Guide™				
Arrow / Carousel Kid				ISD#8233
TOUCH	TASTE	SOUND	SMELL	SIGHT
				
Sensory Level (1 = low sensory stimulation, 10 = high sensory stimulation)				
2	1	2	1	2
© 2019 IBCCES ALL RIGHTS RESERVED				
Participant Guidelines				
<ul style="list-style-type: none"><li>• Up and down motion</li><li>• Continuous circular motion</li></ul>	<ul style="list-style-type: none"><li>• Minimal Sensory Impact</li></ul>	<ul style="list-style-type: none"><li>• Musical soundscape</li></ul>	<ul style="list-style-type: none"><li>• Minimal Sensory impact</li></ul>	<ul style="list-style-type: none"><li>• Potential for Motion Sickness/Dizziness</li><li>• Shaded ride</li></ul>
© 2019 IBCCES ALL RIGHTS RESERVED				

# Ninja

An exciting ride with high speeds, steep drops, fast turns and sudden stops.

**Height Restriction:** Riders must be at least 42" tall to ride.

**Physical Requirements:** Each rider must maintain an upright seated position with their head against the headrest during the duration of the ride and their arms, hands, legs, and feet inside the ride vehicle at all times. Riders must step up and down into the ride vehicle and will need to transfer from a wheelchair to the ride vehicle.

**Extremity Requirement:** Riders must have at least one functioning arm and one functioning leg.

**Riders who do not meet the extremity requirements may be able to ride Ninja utilizing a full body harness, if the requirements set forth by the manufacturer of the full body harness are met.**

**Functioning Extremity:** A functioning extremity is a limb over which a person has control. A prosthetic device is not considered a functioning extremity.






**Ability to hold on or brace:** Ability to use one's arms to maintain a grasp on an assist bar and support one's body during normal and emergency procedures on a ride and to use one's legs to brace to maintain a seated position during the ride.

**Functioning Arm:** Is a full arm with the ability to be flexed at the elbow and a minimum of three full fingers with the ability to hold on with a firm grip.

**Functioning Leg:** Is a fully formed natural leg with a foot that has the ability to bend at the knee.

**Ride Access:** Guests using a manual or electric wheelchair or an ECV should enter through the exit.

**Loose Article Policy:** Loose articles are not permitted on the ride and must be secured in cargo pockets, zippered pockets or article bins (if available) in the load/unload platform. All loose articles, which cannot be secured, must be locked in a locker, or left with a non-rider prior to entering the queue line.

IBCCES Sensory Guide™				
Arrow / Coaster Suspended				ISD#8234
TOUCH	TASTE	SOUND	SMELL	SIGHT
				
Sensory Level (1 = low sensory stimulation, 10 = high sensory stimulation)				
6	1	5	1	5
© 2019 IBCCES ALL RIGHTS RESERVED				
Participant Guidelines				
<ul style="list-style-type: none"><li>Restrictive restraint</li><li>Car hangs from track</li><li>90 degree movement</li><li>Twists and turns</li></ul>	<ul style="list-style-type: none"><li>Minimal Sensory Impact</li></ul>	<ul style="list-style-type: none"><li>Close proximity to other guests</li><li>Mechanical sound</li></ul>	<ul style="list-style-type: none"><li>Minimal Sensory impact</li></ul>	<ul style="list-style-type: none"><li>Potential for Motion Sickness/Dizziness</li><li>Heights</li></ul>
© 2019 IBCCES ALL RIGHTS RESERVED				

# Pacific Speedway

A driving ride with high speeds and fast turns.

**Height Restriction:** Must be at least 58” tall to drive alone. Passengers must be at least 40” to ride and be driven by a driver 18 years or older.

**Physical Requirements:** Drivers must exhibit sufficient visual acuity to operate the car safely. Drivers and passengers must maintain an upright-seated position with their back against the seatback at all times during the ride durations. Arms, hands, legs, and feet must remain inside the go-kart at all times. Drivers must have the ability to hold and turn the steering wheel along with foot pedal control of the gas and brake pedal. Passengers must meet all the requirements to ensure safe vehicle and restraint operation.

**Extremity Requirement:** Drivers and passengers must have one (1) functioning arm, and two (2) functioning legs, or leg prosthetics, which allow pedal control for both legs.

Casts may not restrict the rider from bending the elbow or knee, and may not restrict the restraints in any way. Drivers and passengers must have the ability to step up and down into the ride vehicle or have the ability to transfer from a wheelchair to the go-kart.

**Riders who do not meet the extremity requirements may be able to ride Pacific Speedway utilizing a full body harness, if the requirements set forth by the manufacturer of the full body harness are met.**

**Functioning Extremity:** A functioning extremity is a limb over which a person has control. A prosthetic device is not considered a functioning extremity.

**Ability to hold on or brace:** Ability to use one’s arms to maintain a grasp on an assist bar and support one’s body during normal and emergency procedures on a ride and to use one’s legs to brace to maintain a seated position during the ride.

**Functioning Arm:** Is a full arm with the ability to be flexed at the elbow and a minimum of three full fingers with the ability to hold on with a firm grip.

**Functioning Leg:** Is a fully formed natural leg with a foot that has the ability to bend at the knee.

**Ride Access:** Guests using a manual or electric wheelchair or an ECV should proceed to the exit and wait for a Team Member to open the exit gate prior to entering the attraction.

(A fee is required for Cyclone 500. Please visit the ticket booth at Dive Devil for pricing options.)

**Loose Article Policy:** Loose articles are not permitted on the ride and must be secured in cargo pockets, zippered pockets or article bins (if available) in the load/unload platform. All loose articles, which cannot be secured, must be locked in a locker, or left with a non-rider prior to entering the queue line.

**IBCCES Sensory Guide™**

J & J / Cart Go ISD#8084

TOUCH	TASTE	SOUND	SMELL	SIGHT
5	1	5	3	5

Sensory Level (1 = low sensory stimulation, 10 = high sensory stimulation)

© 2019 IBCCES ALL RIGHTS RESERVED

**Participant Guidelines**

- Tight corners
- High speed
- Restrictive restraint
- Minimal sensory impact
- Loud engine
- Fumes from engine
- Motion sickness/dizziness may occur
- Drive through shaded and non-shaded areas

© 2019 IBCCES ALL RIGHTS RESERVED

# Pepe Le Pew Tea Party

An exciting children's ride with spinning action.

**Height Restriction:** Riders must be at least 42" tall to ride. Maximum height is 59". No lap children.

**Physical Requirements:** Each rider must maintain an upright seated position with their back against the seatback during the duration of the ride and their arms, hands, legs, and feet inside the ride vehicle at all times. Riders must step up and down into the ride vehicle and will need to transfer from a wheelchair to the ride vehicle.

**Extremity Requirement:** Riders must have one functioning arm and one functioning leg.

**Riders who do not meet the extremity requirements may be able to ride Pepe Le Pew Tea Party utilizing a full body harness, if the requirements set forth by the manufacturer of the full body harness are met.**

**Functioning Extremity:** A functioning extremity is a limb over which a person has control. A prosthetic device is not considered a functioning extremity.

**Ability to hold on or brace:** Ability to use one's arms to maintain a grasp on an assist bar and support one's body during normal and emergency procedures on a ride and to use one's legs to brace to maintain a seated position during the ride.

**Functioning Arm:** Is a full arm with the ability to be flexed at the elbow and a minimum of three full fingers with the ability to hold on with a firm grip.






**Functioning Leg:** Is a fully formed natural leg with a foot that has the ability to bend at the knee.

**Ride Access:** Guests using a manual or electric wheelchair or an ECV should enter through the exit.

**Loose Article Policy:** Loose articles are not permitted on the ride and must be secured in cargo pockets, zippered pockets or article bins (if available) in the load/unload platform. All loose articles, which cannot be secured, must be locked in a locker, or left with a non-rider prior to entering the queue line.

### IBCCES Sensory Guide™

Zamperla/Cup Tea Mini ISD#8033

TOUCH	TASTE	SOUND	SMELL	SIGHT
				
Sensory Level (1 = low sensory stimulation, 10 = high sensory stimulation)				
3	1	2	1	3
<small>© 2019 IBCCES ALL RIGHTS RESERVED</small>				

#### Participant Guidelines

- Level of spin controlled by riders
- Swivels in circle
- Lap restraint
- Minimum sensory impact
- Sound of machinery
- Soundscape playing
- Minimum sensory impact
- Motion sickness/dizziness may occur

© 2019 IBCCES ALL RIGHTS RESERVED



## The Classic Revolution

Revolution is an exciting roller coaster with high speeds, steep drops, fast turns, an inverted loop, and sudden.

**Height Restriction:** Riders must be at least 48" tall to ride.

**Physical Requirements:** Each rider must maintain an upright-seated position during the duration of the ride and their arms, hands, legs, and feet inside the ride vehicle at all times. Riders must step up and down into the ride vehicle and will need to transfer from a wheelchair to the ride vehicle.

**Extremity Requirement:** Riders must have at least one functioning arm and two functioning legs.

**Riders who do not meet the extremity requirements may be able to ride The Classic Revolution utilizing a full body harness, if the requirements set forth by the manufacturer of the full body harness are met.**

**Functioning Extremity:** A functioning extremity is a limb over which a person has control. A prosthetic device is not considered a functioning extremity.

**Ability to hold on or brace:** Ability to use one's arms to maintain a grasp on an assist bar and support one's body during normal and emergency procedures on a ride and to use one's legs to brace to maintain a seated position during the ride.

**Functioning Arm:** Is a full arm with the ability to be flexed at the elbow and a minimum of three full fingers with the ability to hold on with a firm grip.

**Functioning Leg:** Is a fully formed natural leg with a foot that has the ability to bend at the knee.






**Ride Access:** Guests using a manual or electric wheelchair or an ECV should enter through the ADA Entrance behind Chop Six Restaurant.

**Loose Article Policy:** Loose articles are not permitted on the ride and must be secured in cargo pockets, zippered pockets or article bins (if available) in the load/unload platform. All loose articles, which

cannot be secured, must be locked in a locker, or left with a non-rider prior to entering the queue line.

### IBCCES Sensory Guide™

Schwarzkopf/Coaster Looping ISD#8053

TOUCH	TASTE	SOUND	SMELL	SIGHT
				
Sensory Level (1 = low sensory stimulation, 10 = high sensory stimulation)				
8	1	7	1	8

© 2019 IBCCES ALL RIGHTS RESERVED

---

#### Participant Guidelines

- Lap Bar
- Upside down loop
- High banking twists and turns
- Minimal sensory impact
- Sound of other riders screaming
- Air rushing past ears
- Minimal sensory impact
- Natural lighting
- Motion sickness/dizziness may occur
- Fast moving scenery

© 2019 IBCCES ALL RIGHTS RESERVED

# The Riddler's Revenge

A high-speed roller coaster with multiple inversions.

**Height Restriction:** Riders must be at least 54" tall to ride.

**Physical Requirements:** Each rider must maintain an independent standing position with their head against the headrest during the duration of the ride and their arms, hands, legs, and feet inside the ride vehicle at all times. Riders with arm or leg casts shall not ride. For your safety and the safety of others, riders must remove medical devices including half or full length orthotics, braces, crutches, canes, prosthetics and any other type of medical assistance device that is not permanently affixed to the rider's body to prevent hazards or loss due to ride forces. Riders using a wheelchair must transfer from the wheelchair onto the ride.

**Extremity Requirement:** Riders with one amputated foot or two amputated feet with or without prosthesis shall not be allowed on the ride. Riders with one missing arm or hand may ride, provided rider has ability to hold on with one functioning hand and brace themselves with two functioning legs. Riders must have control of their leg(s).

**Riders who do not meet the extremity requirements may be able to ride The Riddler's Revenge utilizing a full body harness, if the requirements set forth by the manufacturer of the full body harness are met.**

**Functioning Extremity:** A functioning extremity is a limb over which a person has control. A prosthetic device is not considered a functioning extremity.

**Ability to hold on or brace:** Ability to use one's arms to maintain a grasp on an assist bar and support one's body during normal and emergency procedures on a ride and to use one's legs to brace to maintain a seated position during the ride.

**Functioning Arm:** Is a full arm with the ability to be flexed at the elbow and a minimum of three full fingers with the ability to hold on with a firm grip.

**Functioning Leg:** Is a fully formed natural leg with a foot that has the ability to bend at the knee.

**Ride Access:** Guests using a manual or electric wheelchair or an ECV should enter through the standby entrance and follow the signs to the elevator.

**Loose Article Policy:** Loose articles are not permitted on the ride and must be secured in cargo pockets, zippered pockets or article bins (if available) in the load/unload platform. All loose articles, which cannot be secured, must be locked in a locker, or left with a non-rider prior to entering the queue line.

**IBCCES Sensory Guide™**  
B & M/Coaster Stand Up ISD#8051

TOUCH	TASTE	SOUND	SMELL	SIGHT
8	1	8	1	8

Sensory Level (1 = low sensory stimulation, 10 = high sensory stimulation)

© 2019 IBCCES ALL RIGHTS RESERVED

**Participant Guidelines**

- Restrictive restraint
- Massive drop s
- Goes upside down
- High banking twists and turns
- Standing position for ride
- Minimal sensory impact
- Sound of other riders screaming
- Air rushing past ears
- Minimal sensory impact
- Natural lighting
- Motion sickness/dizziness may occur
- Fast moving scenery
- Optical illusions

© 2019 IBCCES ALL RIGHTS RESERVED

# Road Runner Express

An exciting children's ride with turns and drops.

**Height Restriction:** Riders must be at least 36" tall to ride.

**Physical Requirements:** Each rider must maintain an upright seated position with their back against the seatback during the duration of the ride and their arms, hands, legs, and feet inside the ride vehicle at all times. Riders must step up and down into the ride vehicle and will need to transfer from a wheelchair to the ride vehicle.

**Extremity Requirement:** Riders must have at least three functioning appendages - one functioning arm and two functioning legs or one functioning leg and two functioning arms.

**Riders who do not meet the extremity requirements may be able to ride Road Runner Express utilizing a full body harness, if the requirements set forth by the manufacturer of the full body harness are met.**

**Functioning Extremity:** A functioning extremity is a limb over which a person has control. A prosthetic device is not considered a functioning extremity.

**Ability to hold on or brace:** Ability to use one's arms to maintain a grasp on an assist bar and support one's body during normal and emergency procedures on a ride and to use one's legs to brace to maintain a seated position during the ride.

**Functioning Arm:** Is a full arm with the ability to be flexed at the elbow and a minimum of three full fingers with the ability to hold on with a firm grip.

**Functioning Leg:** Is a fully formed natural leg with a foot that has the ability to bend at the knee.






**Ride Access:** Guests using a manual or electric wheelchair or an ECV should enter through the standby entrance. (A ramp is available for access through the entrance.)

**Loose Article Policy:** Loose articles are not permitted on the ride and must be secured in cargo pockets, zippered pockets or article bins (if available) in the load/unload platform. All loose articles, which

cannot be secured, must be locked in a locker, or left with a non-rider prior to entering the queue line.

### IBCCES Sensory Guide™

Vekoma / Coaster Junior ISD#8134

TOUCH	TASTE	SOUND	SMELL	SIGHT
				
Sensory Level (1 = low sensory stimulation, 10 = high sensory stimulation)				
4	1	4	1	3
<small>© 2019 IBCCES ALL RIGHTS RESERVED</small>				

#### Participant Guidelines

- Dips
- Turns
- Drops
- Curves
- Minimal sensory impact
- Close proximity to other guests
- Mechanical sound
- Minimal sensory impact
- Natural light
- Motion sickness/dizziness may occur

© 2019 IBCCES ALL RIGHTS RESERVED

#### Activity Summary

Junior daredevils will blast into the future on this junior coaster adventure.

© 2019 IBCCES ALL RIGHTS RESERVED

# Roaring Rapids

A family raft ride through white water with splashes and turns.

**Height Restriction:** Riders must be at least 42" tall to ride. Personal flotation devices may be requested prior to boarding the ride. Please see the ride attendant for more information.

**Physical Requirements:** Each rider must maintain an upright seated position with their head against the headrest during the duration of the ride and their arms, hands, legs, and feet inside the ride vehicle at all times. Riders must step up and down into the ride vehicle and will need to transfer from a wheelchair to the ride vehicle.

**Extremity Requirement:** Riders must have at least one functioning arm and one functioning leg.

**Functioning Extremity:** A functioning extremity is a limb over which a person has control. A prosthetic device is not considered a functioning extremity.

**Ability to hold on or brace:** Ability to use one's arms to maintain a grasp on an assist bar and support one's body during normal and emergency procedures on a ride and to use one's legs to brace to maintain a seated position during the ride.

**Functioning Arm:** Is a full arm with the ability to be flexed at the elbow and a minimum of three full fingers with the ability to hold on with a firm grip.






**Functioning Leg:** Is a fully formed natural leg with a foot that has the ability to bend at the knee.

**Ride Access:** Guests must navigate the standby entrance stairs in order to access the ride.

**Loose Article Policy:** Loose articles are permitted on this ride.

### IBCCES Sensory Guide™

Intamin/Rapids ISD#8025

TOUCH	TASTE	SOUND	SMELL	SIGHT
				
Sensory Level (1 = low sensory stimulation, 10 = high sensory stimulation)				
5	2	3	2	4

© 2019 IBCCES ALL RIGHTS RESERVED

#### Participant Guidelines

- Will get wet
- Bump into walls
- Rocking motion in rapids
- Spins in current
- Chance water will get in mouth
- Guest screams
- Water rushing
- Chlorinated scent
- Potential for Motion Sickness/Dizziness
- Direct light
- Water may splash in eyes
- Some shaded sections

© 2019 IBCCES ALL RIGHTS RESERVED

# Scrambler

A moderate ride with quick circulating motion.

**Height Restriction:** Riders must be at least 48” to ride alone. Riders between 36” and 48” must ride with an adult.

**Physical Requirements:** Each rider must maintain an upright seated position with their back against the seatback during the duration of the ride and their arms, hands, legs, and feet inside the ride vehicle at all times. Riders must be able to stabilize themselves and the safety restraint must be able to function as intended. Riders must step up and down into the ride vehicle and will need to transfer from a wheelchair to the ride vehicle.

**Extremity Requirement:** Riders must have at least one functioning arm and one functioning leg.

**Riders who do not meet the extremity requirements may be able to ride Scrambler utilizing a full body harness, if the requirements set forth by the manufacturer of the full body harness are met.**

**Functioning Extremity:** A functioning extremity is a limb over which a person has control. A prosthetic device is not considered a functioning extremity.

**Ability to hold on or brace:** Ability to use one’s arms to maintain a grasp on an assist bar and support one’s body during normal and emergency procedures on a ride and to use one’s legs to brace to maintain a seated position during the ride.

**Functioning Arm:** Is a full arm with the ability to be flexed at the elbow and a minimum of three full fingers with the ability to hold on with a firm grip.

**Functioning Leg:** Is a fully formed natural leg with a foot that has the ability to bend at the knee.

**Ride Access:** Guests using a manual or electric wheelchair or an ECV should enter through the exit.

**Loose Article Policy:** Loose articles are not permitted on the ride and must be secured in cargo pockets, zippered pockets or article bins (if available) in the load/unload platform. All loose articles, which

cannot be secured, must be locked in a locker, or left with a non-rider prior to entering the queue line.

**IBCCES Sensory Guide™**  
Eli Bridge/Scrambler Big Eli | ISD#8023

TOUCH	TASTE	SOUND	SMELL	SIGHT
5	1	5	1	4

Sensory Level (1 = low sensory stimulation, 10 = high sensory stimulation)

**Participant Guidelines**

- Whirls and twirls
- Height changes
- Fast spins
- Minimal sensory impact
- Mechanical noise
- Guest screams
- Minimal sensory impact
- Potential for Motion Sickness/Dizziness
- Direct light

© 2019 IBCCES ALL RIGHTS RESERVED

## Scream

An exciting coaster with high speed turns, steep drops, inversions and sudden stops.

**Height Restriction:** Riders must be at least 54" tall to ride.

**Physical Requirements:** Each rider must maintain an upright seated position with their head against the headrest during the duration of the ride and their arms, hands, legs, and feet inside the ride vehicle at all times. Riders with arm or leg casts shall not ride. For your safety and the safety of others, riders must remove medical devices including half or full length orthotics, braces, crutches, canes, prosthetics and any other type of medical assistance device that is not permanently affixed to the rider's body to prevent hazards or loss due to ride forces. Riders using a wheelchair must transfer from the wheelchair onto the ride.

**Extremity Requirement:** Riders with one amputated foot or two amputated feet (amputation below the knee) may ride provided the rider has ability to hold on with two functioning hands. Riders with one missing arm or hand may ride, provided rider has ability to hold on with one functioning hand and brace themselves with two functioning legs. Riders must have control of their leg(s).

**Riders who do not meet the extremity requirements may be able to ride Scream utilizing a full body harness, if the requirements set forth by the manufacturer of the full body harness are met.**

**Functioning Extremity:** A functioning extremity is a limb over which a person has control. A prosthetic device is not considered a functioning extremity.

**Ability to hold on or brace:** Ability to use one's arms to maintain a grasp on an assist bar and support one's body during normal and emergency procedures on a ride and to use one's legs to brace to maintain a seated position during the ride.

**Functioning Arm:** Is a full arm with the ability to be flexed at the elbow and a minimum of three full fingers with the ability to hold on with a firm grip.

**Functioning Leg:** Is a fully formed natural leg with a foot that has the ability to bend at the knee.

**Ride Access:** Guests using a manual or electric wheelchair or an ECV should enter through the standby entrance and follow the signs to the elevator.

**Loose Article Policy:** Loose articles are not permitted on the ride and must be secured in cargo pockets, zippered pockets or article bins (if available) in the load/unload platform. All loose articles, which cannot be secured, must be locked in a locker, or left with a non-rider prior to entering the queue line.

**IBCCES Sensory Guide™**  
B & M / Coaster Floorless ISD#8179

TOUCH	TASTE	SOUND	SMELL	SIGHT
8	1	7	1	8

Sensory Level (1 = low sensory stimulation, 10 = high sensory stimulation)

© 2019 IBCCES ALL RIGHTS RESERVED

**Participant Guidelines**

- Hang upside down
- Great height
- Wind blowing
- Restrictive restraint
- Feet dangle
- High speed
- Minimal sensory impact
- Mechanical sound
- Close proximity to other guests
- Minimal sensory impact
- Motion sickness/dizziness may occur
- Great height

© 2019 IBCCES ALL RIGHTS RESERVED

# Speedy Gonzales Hot Rod Racers

A family coaster with gentle drops and quick turns.

**Height Restriction:** Riders must be at least 36" tall to ride. Riders between 36" and 42" must ride with an adult.

**Physical Requirements:** Each rider must maintain an upright seated position with their back against the seatback during the duration of the ride and their arms, hands, legs, and feet inside the ride vehicle at all times. Riders with leg casts or leg splints shall not ride. Riders must step up and down into the ride vehicle and will need to transfer from a wheelchair to the ride vehicle.

**Ride Access:** Guests using a manual or electric wheelchair or an ECV should enter through the standby entrance.

**Extremity Requirements:** Riders must have at least three functioning appendages - one functioning arm and two functioning legs or one functioning leg and two functioning arms.

**Riders who do not meet the extremity requirements may be able to ride Speedy Gonzales Hot Rod Racers utilizing a full body harness, if the requirements set forth by the manufacturer of the full body harness are met.**

**Functioning Extremity:** A functioning extremity is a limb over which a person has control. A prosthetic device is not considered a functioning extremity.

**Ability to hold on or brace:** Ability to use one's arms to maintain a grasp on an assist bar and support one's body during normal and emergency procedures on a ride and to use one's legs to brace to maintain a seated position during the ride.






**Functioning Arm:** Is a full arm with the ability to be flexed at the elbow and a minimum of three full fingers with the ability to hold on with a firm grip.

**Functioning Leg:** Is a fully formed natural leg with a foot that has the ability to bend at the knee.

**Loose Article Policy:** Loose articles are not permitted on the ride and must be secured in cargo pockets, zippered pockets or article bins (if available) in the load/unload platform. All loose articles, which cannot be secured, must be locked in a locker, or left with a non-rider prior to entering the queue line.

### IBCCES Sensory Guide™

Zamperla / Coaster Family Gravity ISD#8198

TOUCH	TASTE	SOUND	SMELL	SIGHT
				
Sensory Level (1 = low sensory stimulation, 10 = high sensory stimulation)				
4	1	3	1	4
<small>© 2019 IBCCES ALL RIGHTS RESERVED</small>				

#### Participant Guidelines

- Small hills
- Twists and turns
- Minimal sensory impact
- Mechanical sound
- Minimal sensory impact
- Potential for Motion Sickness/Dizziness
- Direct light

© 2019 IBCCES ALL RIGHTS RESERVED

## Superman: Escape From Krypton

An intense roller coaster with quick acceleration, high speeds and steep drops.

**Height Restriction:** Riders must be at least 48" tall to ride.

**Physical Requirements:** Each rider must maintain an upright seated position with their head against the headrest during the duration of the ride and their arms, hands, legs, and feet inside the ride vehicle at all times. Riders must step up and down into the ride vehicle and will need to transfer from a wheelchair to the ride vehicle.

**Extremity Requirement:** Riders must have at least three functioning appendages - one functioning arm and two functioning legs or one functioning leg and two functioning arms. No prosthetics.

**Riders who do not meet the extremity requirements may be able to ride Superman: Escape from Krypton utilizing a full body harness, if the requirements set forth by the manufacturer of the full body harness are met.**

**Functioning Extremity:** A functioning extremity is a limb over which a person has control. A prosthetic device is not considered a functioning extremity.

**Ability to hold on or brace:** Ability to use one's arms to maintain a grasp on an assist bar and support one's body during normal and emergency procedures on a ride and to use one's legs to brace to maintain a seated position during the ride.






**Functioning Arm:** Is a full arm with the ability to be flexed at the elbow and a minimum of three full fingers with the ability to hold on with a firm grip.

**Functioning Leg:** Is a fully formed natural leg with a foot that has the ability to bend at the knee.

**Ride Access:** Guests using a manual or electric wheelchair or an ECV should enter through the standby entrance.

**Loose Article Policy:** Loose articles are not permitted on the ride and must be secured in cargo pockets, zippered pockets or article bins (if available) in the load/unload platform. All loose articles, which

cannot be secured, must be locked in a locker, or left with a non-rider prior to entering the queue line.

IBCCES Sensory Guide™				
Intamin / Coaster Reverse Free Fall (LIM Shuttle)				ISD#8237
TOUCH	TASTE	SOUND	SMELL	SIGHT
				
Sensory Level (1 = low sensory stimulation, 10 = high sensory stimulation)				
7	1	7	1	7
© 2019 IBCCES ALL RIGHTS RESERVED				
Participant Guidelines				
<ul style="list-style-type: none"><li>• Great height</li><li>• Restrictive restraints</li><li>• Huge speed</li><li>• Directional changes</li></ul>	<ul style="list-style-type: none"><li>• Minimal sensory impact</li></ul>	<ul style="list-style-type: none"><li>• Close proximity to other guests</li><li>• Mechanical sound</li></ul>	<ul style="list-style-type: none"><li>• Minimal sensory impact</li></ul>	<ul style="list-style-type: none"><li>• Motion sickness/dizziness may occur</li><li>• Height</li></ul>
© 2019 IBCCES ALL RIGHTS RESERVED				



# Swashbuckler

A moderate ride with elevated circular motion.

**Height Restriction:** Riders must be at least 42" tall to ride.

**Physical Requirements:** Each rider must maintain an upright seated position with their head against the headrest during the duration of the ride and their arms, hands, legs, and feet inside the ride vehicle at all times. Riders must step up and down into the ride vehicle and will need to transfer from a wheelchair to the ride vehicle.

**Extremity Requirement:** Riders must have at least one functioning leg and one functioning arm..

**Riders who do not meet the extremity requirements may be able to ride Swashbuckler utilizing a full body harness, if the requirements set forth by the manufacturer of the full body harness are met.**

**Functioning Extremity:** A functioning extremity is a limb over which a person has control. A prosthetic device is not considered a functioning extremity.

**Ability to hold on or brace:** Ability to use one's arms to maintain a grasp on an assist bar and support one's body during normal and emergency procedures on a ride and to use one's legs to brace to maintain a seated position during the ride.

**Functioning Arm:** Is a full arm with the ability to be flexed at the elbow and a minimum of three full fingers with the ability to hold on with a firm grip.






**Functioning Leg:** Is a fully formed natural leg with a foot that has the ability to bend at the knee.

**Ride Access:** Guests using a manual or electric wheelchair or an ECV should enter through the exit.

**Loose Article Policy:** Loose articles are not permitted on the ride and must be secured in cargo pockets, zippered pockets or article bins (if available) in the load/unload platform. All loose articles, which cannot be secured, must be locked in a locker, or left with a non-rider prior to entering the queue line.

**IBCCES Sensory Guide™**

Chance / Yo Yo ISD#8067

TOUCH	TASTE	SOUND	SMELL	SIGHT
				
Sensory Level (1 = low sensory stimulation, 10 = high sensory stimulation)				
5	1	5	1	5

© 2019 IBCCES ALL RIGHTS RESERVED

**Participant Guidelines**

- Fast Spin
- Feet dangle
- Rushing air
- Lap Restraint
- Minimal sensory impact
- Mechanical sound
- Minimal sensory impact
- Motion sickness/dizziness may occur
- Elevated height

© 2019 IBCCES ALL RIGHTS RESERVED

# Sylvester's Pounce and Bounce

A gentle children's ride with a mild up and down motion.

**Height Restriction:** Riders must be at least 36" tall to ride.

**Physical Requirements:** Each rider must maintain an upright seated position with their head against the headrest during the duration of the ride and their arms, hands, legs, and feet inside the ride vehicle at all times. No leg casts. Riders must step up and down into the ride vehicle and will need to transfer from a wheelchair to the ride vehicle.

**Extremity Requirement:** Riders must have one functioning arm and one functioning leg.

**Riders who do not meet the extremity requirements may be able to ride Sylvester's Pounce and Bounce utilizing a full body harness, if the requirements set forth by the manufacturer of the full body harness are met.**

**Functioning Extremity:** A functioning extremity is a limb over which a person has control. A prosthetic device is not considered a functioning extremity.

**Ability to hold on or brace:** Ability to use one's arms to maintain a grasp on an assist bar and support one's body during normal and emergency procedures on a ride and to use one's legs to brace to maintain a seated position during the ride.

**Functioning Arm:** Is a full arm with the ability to be flexed at the elbow and a minimum of three full fingers with the ability to hold on with a firm grip.






**Functioning Leg:** Is a fully formed natural leg with a foot that has the ability to bend at the knee.

**Ride Access:** Guests using a manual or electric wheelchair or an ECV should enter through the exit.

**Loose Article Policy:** Loose articles are not permitted on the ride and must be secured in cargo pockets, zippered pockets or article bins (if available) in the load/unload platform. All loose articles, which cannot be secured, must be locked in a locker, or left with a non-rider prior to entering the queue line.

**IBCCES Sensory Guide™**

Zamperla/Star Jumpin ISD#8034

TOUCH	TASTE	SOUND	SMELL	SIGHT
				
Sensory Level (1 = low sensory stimulation, 10 = high sensory stimulation)				
3	1	2	1	3

© 2019 IBCCES ALL RIGHTS RESERVED

**Participant Guidelines**

- 20 foot lift
- Gently moves up and down
- Minimum sensory impact
- Sound of machinery
- Soundscape playing
- Minimum sensory impact
- Motion sickness/dizziness may occur

© 2019 IBCCES ALL RIGHTS RESERVED

## Tatsu

An exciting roller coaster with high speeds, steep drops, fast turns, inverted loops and sudden stops.

**Height Restriction:** Riders must be at least 54" tall to ride.

**Physical Requirements:** Each rider must maintain an upright seated position with their head against the headrest during the duration of the ride and their arms, hands, legs, and feet inside the ride vehicle at all times. Riders with arm or leg casts shall not ride. For your safety and the safety of others, riders must remove medical devices including half or full length orthotics, braces, crutches, canes, prosthetics and any other type of medical assistance device that is not permanently affixed to the rider's body to prevent hazards or loss due to ride forces. Riders using a wheelchair must transfer from the wheelchair onto the ride.

**Extremity Requirement:** Riders with one amputated foot or two amputated feet, with or without prosthesis, shall not be allowed on the ride. Riders with one missing arm or hand may ride, provided such rider has the ability to hold on with one functioning hand and brace themselves with two functioning legs. Riders must have control of their leg(s).

**Riders who do not meet the extremity requirements may be able to ride Tatsu utilizing a full body harness, if the requirements set forth by the manufacturer of the full body harness are met.**

**Functioning Extremity:** A functioning extremity is a limb over which a person has control. A prosthetic device is not considered a functioning extremity.

**Ability to hold on or brace:** Ability to use one's arms to maintain a grasp on an assist bar and support one's body during normal and emergency procedures on a ride and to use one's legs to brace to maintain a seated position during the ride.

**Functioning Arm:** Is a full arm with the ability to be flexed at the elbow and a minimum of three full fingers with the ability to hold on with a firm grip.






**Functioning Leg:** Is a fully formed natural leg with a foot that has the ability to bend at the knee.

**Ride Access:** Guests using a manual or electric wheelchair or an ECV should enter through the exit.

**Loose Article Policy:** Loose articles are not permitted on the ride and must be secured in cargo pockets, zippered pockets or article bins (if available) in the load/unload platform. All loose articles, which cannot be secured, must be locked in a locker, or left with a non-rider prior to entering the queue line.

### IBCCES Sensory Guide™

B & M/ Coaster Flying ISD#8055

TOUCH	TASTE	SOUND	SMELL	SIGHT
				
Sensory Level (1 = low sensory stimulation, 10 = high sensory stimulation)				
8	1	8	1	8

© 2019 IBCCES ALL RIGHTS RESERVED

#### Participant Guidelines

- Restrictive restraint
- Feeling of weightlessness
- 360 degree in-line rolls
- Huge drops
- Ride face down
- Minimal sensory impact
- Sound of other riders screaming
- Air rushing past ears
- Minimal sensory impact
- Natural lighting
- Motion sickness/dizziness may occur
- Fast moving scenery
- Optical illusions

© 2019 IBCCES ALL RIGHTS RESERVED

# Taz's Lumber Company

A gentle children's ride around a track with gentle turns.

**Height Restriction:** Riders must be at least 42" tall to ride alone. Riders under 42" must ride with an adult.

**Physical Requirements:** Each rider must maintain an upright seated position with their back against the seatback during the duration of the ride and their arms, hands, legs, and feet inside the ride vehicle at all times. Riders must be able to stabilize themselves and the safety belt must be able to function as intended. Riders must step up and down into the ride vehicle and will need to transfer from a wheelchair to the ride vehicle.

**Extremity Requirement:** Riders must have at least one functioning arm and one functioning leg.

**Riders who do not meet the extremity requirements may be able to ride Taz's Lumber Company utilizing a full body harness, if the requirements set forth by the manufacturer of the full body harness are met.**

**Functioning Extremity:** A functioning extremity is a limb over which a person has control. A prosthetic device is not considered a functioning extremity.

**Ability to hold on or brace:** Ability to use one's arms to maintain a grasp on an assist bar and support one's body during normal and emergency procedures on a ride and to use one's legs to brace to maintain a seated position during the ride.

**Functioning Arm:** Is a full arm with the ability to be flexed at the elbow and a minimum of three full fingers with the ability to hold on with a firm grip.

**Functioning Leg:** Is a fully formed natural leg with a foot that has the ability to bend at the knee.






**Ride Access:** Guests using a manual or electric wheelchair or an ECV should enter through the standby entrance.

**Loose Article Policy:** Loose articles are not permitted on the ride and must be secured in cargo pockets, zippered pockets or article bins (if available) in the load/unload platform. All loose articles, which

cannot be secured, must be locked in a locker, or left with a non-rider prior to entering the queue line.

**IBCCES Sensory Guide™**

Zamperla / ConvoyISD#8086

TOUCH	TASTE	SOUND	SMELL	SIGHT
				
<b>Sensory Level (1 = low sensory stimulation, 10 = high sensory stimulation)</b>				
2	1	2	1	2

© 2019 IBCCES ALL RIGHTS RESERVED

---

**Participant Guidelines**

- Gentle pace
- Minimal sensory impact
- Close proximity to other guests
- Minimal sensory impact
- Shaded ride
- Smoothness of steering depends on driver
- Lap restraint

© 2019 IBCCES ALL RIGHTS RESERVED

# Teen Titans Turbo Spin

An intense spinning ride with centrifugal force and elevation.

**Height Restriction:** Riders must be at least 42" tall to ride.

**Physical Requirements:** Each rider must maintain an upright standing position with their back against the backrest during the duration of the ride and their arms, hands, legs, and feet inside the ride vehicle at all times. Riders must be able to stand unassisted. Riders must step up and down into the ride vehicle and will need to transfer from a wheelchair to the ride vehicle.

**Extremity Requirement:** Riders must have at least one functioning arm and two functioning legs.

**Functioning Extremity:** A functioning extremity is a limb over which a person has control. A prosthetic device is not considered a functioning extremity.






**Ability to hold on or brace:** Ability to use one's arms to maintain a grasp on an assist bar and support one's body during normal and emergency procedures on a ride and to use one's legs to brace to maintain a seated position during the ride.

**Functioning Arm:** Is a full arm with the ability to be flexed at the elbow and a minimum of three full fingers with the ability to hold on with a firm grip.

**Functioning Leg:** Is a fully formed natural leg with a foot that has the ability to bend at the knee.

**Ride Access:** Guests using a manual or electric wheelchair or an ECV should enter through the standby entrance.

**Loose Article Policy:** Loose articles are not permitted on the ride and must be secured in cargo pockets, zippered pockets or article bins (if available) in the load/unload platform. All loose articles, which cannot be secured, must be locked in a locker, or left with a non-rider prior to entering the queue line.

IBCCES Sensory Guide™				
Hrubetz / Round up			ISD#8241	
TOUCH	TASTE	SOUND	SMELL	SIGHT
				
Sensory Level (1 = low sensory stimulation, 10 = high sensory stimulation)				
6	1	5	1	6
© 2019 IBCCES ALL RIGHTS RESERVED				
Participant Guidelines				
<ul style="list-style-type: none"><li>Moves at high speed at a 45 degree angle</li></ul>		<ul style="list-style-type: none"><li>Minimal sensory impact</li></ul>		<ul style="list-style-type: none"><li>Motion sickness/dizziness may occur</li></ul>
<ul style="list-style-type: none"><li>Mechanical sound</li><li>Close proximity to other guests</li></ul>				
© 2019 IBCCES ALL RIGHTS RESERVED				

# Tweety's Escape

A slow moving circular ride.

**Height Restriction:** Riders must be at least 36" tall to ride alone. Riders under 36" must ride with an adult.

**Physical Requirements:** Each rider must keep their arms, hands, legs, and feet inside the ride vehicle at all times. Riders must step up and down into the ride vehicle and will need to transfer from a wheelchair to the ride vehicle.

**Extremity Requirement:** Riders must have one functioning arm and one functioning leg.

**Functioning Extremity:** A functioning extremity is a limb over which a person has control. A prosthetic device is not considered a functioning extremity.






**Ability to hold on or brace:** Ability to use one's arms to maintain a grasp on an assist bar and support one's body during normal and emergency procedures on a ride and to use one's legs to brace to maintain a seated position during the ride.

**Functioning Arm:** Is a full arm with the ability to be flexed at the elbow and a minimum of three full fingers with the ability to hold on with a firm grip.

**Functioning Leg:** Is a fully formed natural leg with a foot that has the ability to bend at the knee.

**Ride Access:** Guests using a manual or electric wheelchair or an ECV should enter through the standby entrance.

**Loose Article Policy:** Loose articles are not permitted on the ride and must be secured in cargo pockets, zippered pockets or article bins (if available) in the load/unload platform. All loose articles, which cannot be secured, must be locked in a locker, or left with a non-rider prior to entering the queue line.

IBCCES Sensory Guide™				
Arrow / Swing Kid				ISD#8238
TOUCH	TASTE	SOUND	SMELL	SIGHT
				
Sensory Level (1 = low sensory stimulation, 10 = high sensory stimulation)				
3	1	2	1	2
© 2019 IBCCES ALL RIGHTS RESERVED				
Participant Guidelines				
<ul style="list-style-type: none"><li>• Gentle swing</li><li>• Kids sit or stand in bird cage during ride</li><li>• Minimal sensory impact</li><li>• Mechanical sound</li><li>• Minimal sensory impact</li><li>• Motion sickness/dizziness may occur</li></ul>				
© 2019 IBCCES ALL RIGHTS RESERVED				

# Twisted Colossus

An exciting coaster with high-speed turns and steep drops and sudden stops.

**Height Restriction:** Riders must be at least 48" tall to ride.

**Physical Requirements:** Each rider must maintain an upright seated position with their head against the headrest during the duration of the ride and their arms, hands, legs, and feet inside the ride vehicle at all times. For your safety and the safety of others, riders must remove medical devices including half or full length orthotics, braces, crutches, canes, prosthetics and any other type of medical assistance device that is not permanently affixed to the rider's body to prevent hazards or loss due to ride forces. Riders with leg or arm cast shall not ride. Riders must step up and down into the ride vehicle and will need to transfer from a wheelchair to the ride vehicle.

**Extremity Requirement:** Riders must have at least one functioning arm and two functioning legs.

**Riders who do not meet the extremity requirements may be able to ride Twisted Colossus utilizing a full body harness, if the requirements set forth by the manufacturer of the full body harness are met.**

**Functioning Extremity:** A functioning extremity is a limb over which a person has control. A prosthetic device is not considered a functioning extremity.

**Ability to hold on or brace:** Ability to use one's arms to maintain a grasp on an assist bar and support one's body during normal and emergency procedures on a ride and to use one's legs to brace to maintain a seated position during the ride.

**Functioning Arm:** Is a full arm with the ability to be flexed at the elbow and a minimum of three full fingers with the ability to hold on with a firm grip.

**Functioning Leg:** Is a fully formed natural leg with a foot that has the ability to bend at the knee.

**Ride Access:** Guests using a manual or electric wheelchair or an ECV should enter through the standby entrance and follow the signs to the boarding area.

**Loose Article Policy:** Loose articles are not permitted on the ride and must be secured in cargo pockets, zippered pockets or article bins (if available) in the load/unload platform. All loose articles, which cannot be secured, must be locked in a locker, or left with a non-rider prior to entering the queue line.

**IBCCES Sensory Guide™**  
Cobb / RMC 4p / Coaster Wood ISD#8255

TOUCH	TASTE	SOUND	SMELL	SIGHT
8	1	7	1	7

Sensory Level (1 = low sensory stimulation, 10 = high sensory stimulation)

© 2019 IBCCES ALL RIGHTS RESERVED

**Participant Guidelines**

- Lap restraint
- Drops
- High Speed
- Loops
- Zero Gs
- Stalls
- Minimal sensory impact
- Mechanical Sound
- Minimal sensory impact
- Minimal sensory impact
- Motion sickness/dizziness may occur
- Optical illusions
- Heights

© 2019 IBCCES ALL RIGHTS RESERVED

# Viper

An exciting coaster with high speed turns, steep drops and sudden stops.

**Height Restriction:** Riders must be at least 54" tall to ride.

**Physical Requirements:** Each rider must maintain an upright seated position with their head against the headrest during the duration of the ride and their arms, hands, legs, and feet inside the ride vehicle at all times. Riders must step up and down into the ride vehicle and will need to transfer from a wheelchair to the ride vehicle.

**Extremity Requirement:** Riders must have at least one functioning arm and one functioning leg.

**Riders who do not meet the extremity requirements may be able to ride Viper utilizing a full body harness, if the requirements set forth by the manufacturer of the full body harness are met.**

**Functioning Extremity:** A functioning extremity is a limb over which a person has control. A prosthetic device is not considered a functioning extremity.

**Ability to hold on or brace:** Ability to use one's arms to maintain a grasp on an assist bar and support one's body during normal and emergency procedures on a ride and to use one's legs to brace to maintain a seated position during the ride.

**Functioning Arm:** Is a full arm with the ability to be flexed at the elbow and a minimum of three full fingers with the ability to hold on with a firm grip.

**Functioning Leg:** Is a fully formed natural leg with a foot that has the ability to bend at the knee.

**Ride Access:** Guests using a manual or electric wheelchair or an ECV should enter through the exit and follow the signs to the elevator.

**Loose Article Policy:** Loose articles are not permitted on the ride and must be secured in cargo pockets, zippered pockets or article bins (if available) in the load/unload platform. All loose articles, which cannot be secured, must be locked in a locker, or left with a non-rider prior to entering the queue line.

IBCCES Sensory Guide™				
Arrow / Coaster Looping Corkscrew				ISD#8341
TOUCH	TASTE	SOUND	SMELL	SIGHT
Sensory Level (1 = low sensory stimulation, 10 = high sensory stimulation)				
7	1	7	1	6
© 2019 IBCCES ALL RIGHTS RESERVED				
Participant Guidelines				
<ul style="list-style-type: none"><li>Restrictive restraints</li><li>Heights</li><li>Loops</li><li>Hills</li><li>Twists and turns</li><li>High speed</li></ul>	<ul style="list-style-type: none"><li>Minimal Sensory Impact</li></ul>	<ul style="list-style-type: none"><li>Sound of machinery</li><li>Close proximity to other guests</li></ul>	<ul style="list-style-type: none"><li>Minimal Sensory impact</li></ul>	<ul style="list-style-type: none"><li>Potential for Motion Sickness/Dizziness</li><li>Heights</li><li>Optical Illusions</li></ul>
© 2019 IBCCES ALL RIGHTS RESERVED				



## West Coast Racers

An intense roller coaster with quick acceleration, high speed, steep drops, fast turns and inversions. This attraction features intense audio and lighting.

**Height Restriction:** Riders must be at least 54" tall to ride.

**Physical Requirements:** Each rider must maintain an upright seated position with their head against the headrest during the duration of the ride and their arms, hands, legs, and feet inside the ride vehicle at all times. For your safety and the safety of others, riders must remove medical devices including half or full length orthotics, braces, crutches, canes, prosthetics and any other type of medical assistance device that is not permanently affixed to the rider's body to prevent hazards or loss due to ride forces. Guests with Diabetes should not ride. Riders must step up and down into the ride vehicle and will need to transfer from a wheelchair to the ride vehicle.

**Extremity Requirement:** Riders must have two functioning legs and two functioning arms. Riders must have full upper and full lower body control.

**Riders who do not meet the extremity requirements may be able to ride West Coast Racers utilizing a full body harness, if the requirements set forth by the manufacturer of the full body harness are met.**

**Functioning Extremity:** A functioning extremity is a limb over which a person has control. A prosthetic device is not considered a functioning extremity.

**Ability to hold on or brace:** Ability to use one's arms to maintain a grasp on an assist bar and support one's body during normal and emergency procedures on a ride and to use one's legs to brace to maintain a seated position during the ride.

**Functioning Arm:** Is a full arm with the ability to be flexed at the elbow and a minimum of three full fingers with the ability to hold on with a firm grip.

**Functioning Leg:** Is a fully formed natural leg with a foot that has the ability to bend at the knee.

**Ride Access:** Guests using a manual or electric wheelchair or an ECV should enter through the standby entrance and follow the signs to the elevator.

**Loose Article Policy:** Loose articles are not permitted on the ride and must be secured in cargo pockets, zippered pockets or article bins (if available) in the load/unload platform. All loose articles, which cannot be secured, must be locked in a locker, or left with a non-rider prior to entering the queue line.

**IBCCES Sensory Guide™**  
Premier / Coaster Linear Synchronous Motor (LSM) Launch ISD#8230

TOUCH	TASTE	SOUND	SMELL	SIGHT
7	1	6	1	7

Sensory Level (1 = low sensory stimulation, 10 = high sensory stimulation)  
© 2019 IBCCES ALL RIGHTS RESERVED

**Participant Guidelines**

- Lap restraint
- Loops
- High speed
- Twists and turns
- Direction changes
- Minimum sensory impact
- Sound of machinery
- Close proximity to other guests
- Minimum sensory impact
- Motion sickness/dizziness may occur
- Optical illusion
- Heights

© 2019 IBCCES ALL RIGHTS RESERVED






# Whistle Stop Train

A gentle children's ride around a track with gentle turns.

**Height Restriction:** Riders must be at least 48" tall to ride alone. Riders under 48" must ride with an adult.

**Physical Requirements:** Each rider must maintain in an upright seated position with their back against the seatback during the duration of the ride and their arms, hands, legs, and feet inside the ride vehicle at all times. Riders must possess upper body control. If not able to maintain upper body control, must ride with a responsible adult. Riders must step up and down into the ride vehicle.

**Ride Access:** Guests using a manual or electric wheelchair or an ECV should enter through the standby entrance.

IBCCES Sensory Guide™				
Matallbau Emmeln / Train Engine Park Express 6000 Type 6001 Thomas Engine			ISD#8163	
TOUCH	TASTE	SOUND	SMELL	SIGHT
				
Sensory Level (1 = low sensory stimulation, 10 = high sensory stimulation)				
3	1	3	1	2
© 2019 IBCCES ALL RIGHTS RESERVED				
Participant Guidelines				
• Gentle ride	• Minimal sensory impact	• Close proximity to other guests	• Minimal sensory impact	• Motion sickness/dizziness may occur
© 2019 IBCCES ALL RIGHTS RESERVED				

## Wonder Woman: Flight of Courage

An intense roller coaster with quick acceleration, high speeds, steep drops, and inverted turns.

**Height Restriction:** Riders must be at least 48" tall to ride.

**Physical Requirements:** Each rider must maintain an upright seated position with their head against the headrest during the duration of the ride and their arms, hands, legs, and feet inside the ride vehicle at all times. For your safety and the safety of others, riders must remove medical devices including half or full length orthotics, braces, crutches, canes, prosthetics and any other type of medical assistance device that is not permanently affixed to the rider's body to prevent hazards or loss due to ride forces. Riders must step up and down into the ride vehicle and will need to transfer from a wheelchair to the ride vehicle. Casts may not restrict the rider from bending the elbow or knee, and may not restrict the restraints in any way. No prosthetics are permitted.

**Extremity Requirement:** Riders must have at least one functioning arm and two functioning legs.

**Riders who do not meet the extremity requirements may be able to ride Wonder Woman: Flight of Courage utilizing a full body harness, if the requirements set forth by the manufacturer of the full body harness are met.**

**Functioning Extremity:** A functioning extremity is a limb over which a person has control. A prosthetic device is not considered a functioning extremity.

**Ability to hold on or brace:** Ability to use one's arms to maintain a grasp on an assist bar and support one's body during normal and emergency procedures on a ride and to use one's legs to brace to maintain a seated position during the ride.

**Functioning Arm:** Is a full arm with the ability to be flexed at the elbow and a minimum of three full fingers with the ability to hold on with a firm grip.






**Functioning Leg:** Is a fully formed natural leg with a foot that has the ability to bend at the knee.

**Ride Access:** Guests using a manual or electric wheelchair or an ECV should enter through the standby entrance and follow the signs to the elevator.

**Loose Article Policy:** Loose articles are not permitted on the ride and must be secured in cargo pockets, zippered pockets or article bins (if available) in the load/unload platform. All loose articles, which cannot be secured, must be locked in a locker, or left with a non-rider prior to entering the queue line.

### IBCCES Sensory Guide™

RMC / RMC 4p / Coaster Raptor ISD#8181

TOUCH	TASTE	SOUND	SMELL	SIGHT
				
Sensory Level (1 = low sensory stimulation, 10 = high sensory stimulation)				
8	1	6	1	7

© 2019 IBCCES ALL RIGHTS RESERVED

#### Participant Guidelines

- Great height
- Wind blowing
- Restrictive restraint
- Twists and turns
- High speed
- Loops
- Minimal sensory impact
- Close proximity to other guests
- Minimal sensory impact
- Motion sickness/dizziness may occur
- Great height
- Optical illusions

© 2019 IBCCES ALL RIGHTS RESERVED

## X2

An exciting coaster with high-speed turns and steep drops and sudden stops.

**Height Restriction:** Riders must be at least 48" tall to ride.

**Physical Requirements:** Each rider must maintain an upright seated position with their head against the headrest during the duration of the ride and their arms, hands, legs, and feet inside the ride vehicle at all times. For your safety and the safety of others, riders must remove medical devices including half or full length orthotics, braces, crutches, canes, prosthetics and any other type of medical assistance device that is not permanently affixed to the rider's body to prevent hazards or loss due to ride forces. Riders using a wheelchair must transfer from the wheelchair onto the ride.

**Extremity Requirement:** Riders must have two functioning arms and two legs to the knees. Riders must have full control of their legs.

**Riders who do not meet the extremity requirements may be able to ride X2 utilizing a full body harness, if the requirements set forth by the manufacturer of the full body harness are met.**

**Functioning Extremity:** A functioning extremity is a limb over which a person has control. A prosthetic device is not considered a functioning extremity.

**Ability to hold on or brace:** Ability to use one's arms to maintain a grasp on an assist bar and support one's body during normal and emergency procedures on a ride and to use one's legs to brace to maintain a seated position during the ride.






**Functioning Arm:** Is a full arm with the ability to be flexed at the elbow and a minimum of three full fingers with the ability to hold on with a firm grip.

**Functioning Leg:** Is a fully formed natural leg with a foot that has the ability to bend at the knee.

**Ride Access:** Guests using a manual or electric wheelchair or an ECV should enter through the standby entrance.

**Loose Article Policy:** Loose articles are not permitted on the ride and must be secured in cargo pockets, zippered pockets or article

bins (if available) in the load/unload platform. All loose articles, which cannot be secured, must be locked in a locker, or left with a non-rider prior to entering the queue line.

IBCCES Sensory Guide™				
Arrow / Coaster 4th Dimension				ISD#8242
TOUCH	TASTE	SOUND	SMELL	SIGHT
				
Sensory Level (1 = low sensory stimulation, 10 = high sensory stimulation)				
8	1	7	1	7
© 2019 IBCCES ALL RIGHTS RESERVED				
Participant Guidelines				
<ul style="list-style-type: none"><li>Restrictive restraint</li><li>Feet dangle</li><li>Twists and turns</li><li>High speed</li><li>Rotating seats</li><li>Great height</li></ul>	<ul style="list-style-type: none"><li>Minimal sensory impact</li></ul>	<ul style="list-style-type: none"><li>Mechanical sound</li><li>Close proximity to other guests</li><li>Soundscape</li></ul>	<ul style="list-style-type: none"><li>Minimal sensory impact</li></ul>	<ul style="list-style-type: none"><li>Motion sickness/dizziness may occur</li><li>Heights</li><li>Optical illusions</li></ul>
© 2019 IBCCES ALL RIGHTS RESERVED				

# Yosemite Sam's Flight School

An elevated circular ride with turns and drops.

**Height Restriction:** Riders must be at least 42" tall to ride. Riders under 42" must ride with an adult.

**Physical Requirements:** Each rider must maintain an upright seated position with their back against the seatback during the duration of the ride and their arms, hands, legs, and feet inside the ride vehicle at all times. No leg casts. Riders must step up and down into the ride vehicle and will need to transfer from a wheelchair to the ride vehicle.

**Extremity Requirement:** Riders must have one functioning arm and one functioning leg.

**Riders who do not meet the extremity requirements may be able to ride Yosemite Sam's Flight School utilizing a full body harness, if the requirements set forth by the manufacturer of the full body harness are met.**

**Functioning Extremity:** A functioning extremity is a limb over which a person has control. A prosthetic device is not considered a functioning extremity.

**Ability to hold on or brace:** Ability to use one's arms to maintain a grasp on an assist bar and support one's body during normal and emergency procedures on a ride and to use one's legs to brace to maintain a seated position during the ride.

**Functioning Arm:** Is a full arm with the ability to be flexed at the elbow and a minimum of three full fingers with the ability to hold on with a firm grip.

**Functioning Leg:** Is a fully formed natural leg with a foot that has the ability to bend at the knee.






**Ride Access:** Guests using a manual or electric wheelchair or an ECV should enter through the standby entrance.

**Loose Article Policy:** Loose articles are not permitted on the ride and must be secured in cargo pockets, zippered pockets or article bins (if available) in the load/unload platform. All loose articles, which

cannot be secured, must be locked in a locker, or left with a non-rider prior to entering the queue line.

**IBCCES Sensory Guide™**

Zamperla / Jet Mini ISD#8072

TOUCH	TASTE	SOUND	SMELL	SIGHT
				
Sensory Level (1 = low sensory stimulation, 10 = high sensory stimulation)				
3	1	3	1	3
<small>© 2019 IBCCES ALL RIGHTS RESERVED</small>				

**Participant Guidelines**

- Height changes
- Directional changes
- Lap restraint
- Minimal sensory impact
- Mechanical noise
- Minimal sensory impact
- Motion sickness/dizziness may occur

© 2019 IBCCES ALL RIGHTS RESERVED