



Six Flags®

GREAT ADVENTURE RESORT

SAFETY & ACCESSIBILITY GUIDE

FOR MORE INFORMATION,
VISIT THE RIDE INFORMATION CENTER.

INTRODUCTION:

We are thrilled you have chosen to spend your day at Six Flags Great Adventure Resort! Our goal is to make your visit fun and memorable. This Six Flags Guest Safety and Accessibility Guide includes important information to assist Guests with planning their visit to the park and enjoy its various attractions, rides, services and amenities. In this Guide, Guests will find specific information for individuals with disabilities along with general policies and guidelines.

We work closely with the manufacturer of each of our rides and our policies incorporate the manufacturers' guidelines as well as the requirements of the Americans with Disabilities Act. We hope that this Guide will help Guests make the best choices to ensure a safe, comfortable and convenient experience at the park. If, at any time, Guests need additional assistance or a further explanation of our policies and guidelines, they should feel free to ask any Six Flags Team Member.

Our goal is to safely and efficiently accommodate the needs of all Guests, including individuals with disabilities. This Guide, along with the availability of our Team Members to answer any questions and offer assistance, will allow Guests to have a thrilling and safe day at the park.

GENERAL WARNING:

We are committed to providing you a safe environment during your visit to Six Flags. While there are inherent risks to participating in any amusement park ride or attraction, our goal is to ensure your safety with the incorporation of some restrictions. For your safety, you should be in good health to ride. Only you know your physical conditions and/or limitations.

Many amusement park rides incorporate safety systems designed by the manufacturer to accommodate people of average physical stature and body proportion. These safety systems may place restrictions on the ability of a Guest to safely be contained within the ride restraint. Extremely large or small individuals, Guests who have heart, back or neck trouble or conditions, pregnant women, people who have had recent surgery or an illness, people with casts, braces, restrictive devices or certain disabilities may not be safely accommodated by certain ride systems. For example, height requirements are based on the size needed for safety restraints to function properly and the level of maturity usually associated with a certain height.

If you suspect your health could be at risk for any reason, or you could aggravate a pre-existing condition of any kind, **DO NOT RIDE**. The specific features, rider requirements and health restrictions of each ride are described later in this Guide.

In order to ride, all Guests must be able to maintain the proper riding position, meet the ride requirements and appropriately utilize the restraint systems, including lap bars, shoulder harnesses and seatbelts as indicated. All Guests

must also be able to demonstrate a willingness and ability to comply with verbal and written rider requirements.

Six Flags reserves the right to make the final determination regarding eligibility of a Guest to ride a particular ride based on the Guest's size, weight, height or other limitations. Information in this Guide is subject to change.

RIDER RESPONSIBILITY:

All Guests have a duty to exercise good judgment and act in a responsible manner while participating on a ride or attraction and to obey all verbal and written warnings and instructions. Guests also have a duty to properly use all ride and attraction safety equipment provided.

PARKING:

Accessible parking is available on a first-come, first-serve basis within the main parking lots of the park. When you arrive at the parking toll booths, ask a Team Member for instructions regarding where to proceed to the accessible parking lot. Both auto and van accessible spaces are provided. A valid disabled persons parking placard or license plate must be displayed at all times while parked in the designated accessible parking area. If the designated accessible parking area is full at the time of your arrival, members of your party may be dropped off at the main pick-up/drop-off area, near the main entrance to the park. Please ask a Team Member for directions to additional parking areas.

WHEELCHAIRS AND ELECTRIC CONVENIENCE VEHICLES (ECV'S):

Wheelchairs and electric convenience vehicles (ECV's) are available for rent next to Guest Relations. Guest must be 18 years of age to operate or rent an ECV. A deposit is also required.

Guests may also use their own wheelchairs or ECV's. If you need to take the rented wheelchair or ECV outside of the park, a Team Member escort is necessary to do so. Please ask for assistance at Guest Relations. Battery recharging is also available at Guest Relations. ECV's must be operated in a safe manner, only one person may be on the ECV while moving, must have 3 wheels and cannot exceed 5 miles per hour while moving in the park or on Six Flags property.

Guests using wheelchairs or ECV's may utilize any ticket window and designated turnstiles to enter the park. Many of the park's shopping and dining facilities are also wheelchair accessible. Many of the rides and attractions have queues that are accessible to Guests using manual wheelchairs. If an alternate entrance is required, these entrances are generally at the ride exit and are identified by a sign with the universal wheelchair symbol. Please keep in mind that there are specific boarding requirements and accommodations for those using wheelchairs at each ride or attraction.

SEGWAY:

Due to varying walkways, terrains and large crowds, we cannot permit the use of two-wheeled, self-balancing electric vehicles such as Segways. We are pleased to offer other forms of transportation, including ECV's and standard wheelchairs. Please contact Guest Relations for more information.

SERVICE ANIMALS:

Trained service animals are welcome at our Six Flags Theme Park. Service animals are defined as dogs that are individually trained to do work or perform tasks for people with disabilities. Examples of such work or tasks include guiding people who are blind, alerting people who are deaf, pulling a wheelchair, alerting and protecting a person who is having a seizure, reminding a person with mental illness to take prescribed medications, calming a person with Post Traumatic Stress Disorder (PTSD) during an anxiety attack, or performing other duties. Service animals are working animals, not pets. The work or task a dog has been trained to provide must be directly related to the person's disability. Dogs whose sole function is to provide comfort or emotional support do not qualify as service animals. Miniature horses that have been individually trained to do or perform tasks for people with disabilities will qualify as service animals.

Service animals must be house broken and remain on a leash or harness and under the control of their handler at all times. Guests whose service animal demonstrates aggressive and/or annoying actions toward a Guest or Team Member will be directed to remove the animal from the park.

Service animals are welcome in most locations of the park. Most of our rides are not equipped or designed for accessibility to service animals. Therefore, a member of your party must be available to stay with the animal while you ride.

Rides:

Service animals, excluding miniature horses, are permitted on Skyway, Giant Wheel, and *Bugs Bunny* Camp Carousel on the bench.

Haunted Mazes:

Guests with service animals, please note that these attraction uses loud noises, theatrical lighting, special effects, and sudden moments intended to provide our guests with a thrilling experience. We rely on you to determine whether this attraction is appropriate for your service animal to experience. We remind guests with service animals that they must maintain full control of their service animal at all times while in the Park.

Guests may take advantage of our Kid Swap policy for staying with their service animal. However, park Team Members will not take responsibility for, or provide care to any service animal. Refer to the section on Kid Swap for more information.

A Service Animal "Relief Areas" are located in the grassy areas to the left of the Dark Knight, grassy area behind the Enchanted Teacups near the lake, and between El Toro and Medusa next to the bridge. Owners are responsible for disposing of their animal's waste. Please look for this designated sign:



Please visit the Ride Information Center if you require additional information.

RESTROOMS:

Most restrooms within the park are accessible for Guests using wheelchairs. Please check the park map for locations. The park's Team Members or Guest Relations can provide location directions should you need companion restrooms during your visit.

For your convenience we also have a family restroom available across from the entrance of the Sky Screamer.

ALTERNATE ACCESS:

Most of the park's theaters, attractions, restaurants and shops are accessible to wheelchairs. Most, if not all rides require transfer from the wheelchair to the ride seat. Special access entrances are available to accommodate Guests with mobility aides and service animals. These special entrances are generally at the ride exit and are identified by a sign with the universal wheelchair symbol. Entry, Exit and Transfer must be accomplished independently by the Guest or with the assistance of a member from his/her party. Six Flags Team Members are not trained in lifting or carrying persons with disabilities and are therefore not permitted to assist Guests on or off the rides. Not all rides have alternate access. If in doubt, please contact the Ride Attendant, The Rides Information Center, or Guest Relations for more information.

ATTRACTION ACCESIBILITY PROGRAM:

Our goal is to safely accommodate the needs of all Guests. Our policies comply with the Americans with Disabilities Act (ADA) and applicable state laws.

Six Flags' Attraction Accessibility Program is designed to accommodate Guests with disabilities or certain other qualifying impairments so they may participate

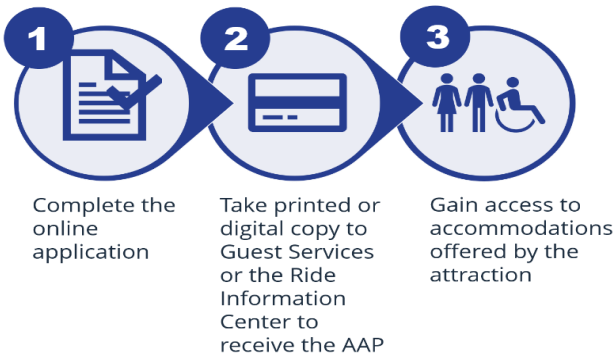
in the enjoyment of our Park. Each attraction at Six Flags has been evaluated for the criteria necessary for an individual to ride safely. Our ridership criteria (set forth on page 14 of this Guide) is based on the requirements of the attraction manufacturer and the ability of Guests to utilize all safely restraints and devices as designed, while maintaining the proper riding position throughout the duration of the ride. It is our policy to allow anyone to ride who meets all of these requirements and does not cause or create a legitimate safety concern to herself/himself or others. Our Attraction Accessibility Program matches the individual abilities of our Guests to the ridership criteria for each attraction.

The Attraction Accessibility Program is an accommodation designed to provide equal access to Park attractions and not to bypass other Guests waiting in the standard queue.

The following procedures apply to Guests who wish to participate in our Attraction Accessibility Program:

1. Guests can visit our Ride Information Center to obtain Six Flags' Safety & Accessibility Guide to review the rider requirements of each ride or attraction. This Guide is also available on our website at www.sixflags.com.
2. Guests with cognitive disorders, disabilities or mobility impairments who request helpful accommodations must obtain the IBCCES Individual Accessibility Card (IAC) by registering at www.accessibilitycard.org. The registration process requires the information listed below be uploaded into a secure online portal. Once a Guest has filled out the online application and uploaded necessary documentation, they will be able to access their digital Accessibility Card. Guests will present the IBCCES Accessibility Card and Information Sheet to the Ride Information Center outside the park to receive any necessary accommodations.

Note: Only IBCCES can issue the IBCCES Accessibility Card, and not Six Flags Great Adventure.



PROCEDURES to Obtain the IBCCES INDIVIDUAL ACCESSIBILITY CARD (IAC)

Documentation/Information for registration includes:

- **Contact Information:** Name, email, address and phone/cell number
- **Cardholder Information:**
 - Recent photo of the cardholder for identification purposes
 - Birth date
 - Name of the disability/disorder (*optional*)
 - Helpful accommodations needed
 - Name of the attraction you are visiting
- **Healthcare Information**
 - Statement from a healthcare provider or Individualized Education Plan (IEP or equivalent) including the following:
 - Full name of the healthcare professional or education professional
 - NPI number (Provider ID) *
 - Their title
 - Their phone number
 - Their email address

** Not required if uploading an Individualized Education Plan*

** Individuals requesting the IAC must be 18 years or older*

** The IAC does NOT guarantee entry to the attraction and any special accommodations*

3. In an effort to provide equal treatment to all of our Guests, only those Guests with a disability or other qualifying impairment and up to three (3) riding companions will be allowed to access attractions through the alternate entrance. If the guest's party is larger than four (4) Guests, the other members of the party will be required to enter the ride or attraction through the standard queue.
4. To use the Attraction Access Pass, the guest should proceed to the attraction's alternate entrance and show the attraction attendant the Attraction Access Pass. The attraction attendant will verify the appropriate wait time since your last ride has elapsed. The guest, and up to three (3) riding companions, can then enter the alternate entrance in order to ride.

A guest using an Attraction Access Pass may rest in a comfortable location or enjoy other attractions in the area until the assigned reservation time has come.

A guest with an Attraction Access Pass must ride in order for the guest's companions to utilize the Attraction Access Pass to enter the attraction through the alternate entrance. If the guest with an Attraction Access Pass chooses not to ride, the guest's companions must wait in the standard queue.

Attraction Access Passes are not designed to bypass or “skip” the standard queue and the wait will be equal to the expected average wait for the day. Individuals found to be fraudulently using the Attraction Access Pass will be in violation of our Guest Code of Conduct and may be subject to civil penalties. Violators may also be asked to leave the Park without any refund.

PERSONAL CARE ATTENDANT:

The Personal Care Attendant (PCA) program is designed to accommodate guests with disabilities who are in need of support services such as personal hygiene, eating, toileting, transferring, safe movement, maintaining continence and/or medication management, in order to participate in the Park’s goods, services and attractions. The PCA’s attendance is required to enable the guest to participate in the Park’s goods, services and attractions. The PCA is not a guest and shall not participate in any of the Park’s good, services or attractions separate and apart from their client. The PCA receives compensation for the PCA’s services, and the PCA is professionally licensed as a home health aide. If the Park discovers that the Guest or the PCA has misrepresented the purpose of the PCA or that the PCA has acted as a patron of the Park as opposed to a PCA, the PCA and the Guest will be expelled from the Park and may be barred from future entry.

MEDICAL DEVICES AND MOBILITY AIDES:

For your safety and the safety of others, riders may be required to remove medical devices, half or full length orthotics, braces, crutches, canes, prosthetics and any other type of medical assistance device that is not permanently affixed to the rider’s body to prevent hazards or loss due to ride forces. These devices prevent safety restraints from working as designed, keep the rider from maintaining the proper riding posture, and present a hazard to the rider or others. If in doubt about your ability to safely experience a ride or attraction, please refer to the Rider Requirement Sign at the ride entrance. You may also consult with a Ride Attendant or the Ride Information Center for more information.

Please also refer to the “Ride Information” section of this Guide for specific information regarding removal of medical devices and mobility aides on a ride by ride basis. If you have any questions, please ask a Ride Attendant or visit Ride Information Center.

LARGER FRAMED GUESTS:

Many rides incorporate safety systems designed by the manufacturer to accommodate people of average physical stature and body proportion. These systems may place restrictions on the ability of an individual to safely experience the ride.

In order to ride, all seatbelts, lap bars, and shoulder harnesses must be positioned and fastened properly. Due to rider restraint system requirements, Guests of a larger size may not be accommodated on some rides.

KID SWAP:

The Kid Swap program is designed to accommodate groups with younger children who may not be tall enough to ride some attractions. To participate: 1) The entire party should enter the ride queue; 2) When preparing to board, tell the Ride Attendant you are using the Kid Swap program; 3) Children who are not tall enough to ride may wait at the exit with an adult from your party; 4) After the first ride is completed, the adult who waited with the child will be allowed to ride.

RIDE RATINGS AND WARNINGS:

Ride warning signs can be found at the entrance of each ride to help determine the attractions that are best for Guests based upon their experience level, physical condition and abilities. Information on each ride can also be found on the Park Map and Guide.

Key to Symbols:



GENERAL INFORMATION

FRIGHT FEST:

Theatrical fog effects, areas of low lighting, loud music, sound effects, and theatrical and strobe lighting are used throughout the park during Fright Fest. This includes streets, midways, outdoor scare zones, mazes and haunted houses both indoor and outdoor, live entertainment venues and children's attractions.

Guests with respiratory sensitivities, history of seizures or epilepsy, or sensitivities to latex, loud music and sound effects are advised not to

participate in these attractions. Please adhere to all posted and verbal warnings and directions.

FAMILY SERVICES/ NURSING MOTHERS:

A private room for nursing mothers is available at Lost Parents and First Aid. Baby changing areas and a companion restroom can be found in most restrooms. Please feel free to ask a Team Member for directions to these locations or review a Park Map.

HEARING DISABILITIES:

Assisted listening devices are available upon request. Please see Guest Relations for additional information.

American Sign Language Interpreting will be available if requested at least 7 days in advance of your visit. To arrange for sign language interpreting services, please call the Operations Office at 732-928-2000 ext. 7073114 Monday through Friday 9:00am to 5:00pm.

VISUAL IMPAIRMENTS:

Guests with Visual Impairments that require assistance from a Personal Care Attendant (PCA) will be provided a complimentary ticket for their PCA, provided the PCA meet the Personal Care Attendant guidelines. (See guidelines for Personal Care Attendant.)

PREGNANCY:

Guests who know or believe they may be pregnant should follow all rules, guidelines and restrictions listed for each ride. Those who are pregnant should not ride a ride that specifically lists pregnancy as a rider restriction. Please closely review all rules and guidelines at the entrance of each ride.

FOOD, DRINKS AND COOLERS:

Food, beverages, coolers and grills may not be brought into the park. The only food exceptions are for food allergies as described below and infant food, in non-glass jars. Six Flags Great Adventure prohibits the use of grills and open flames in and around the property, including parking lots.

FOOD ALLERGIES:

Guests who suffer from sensitivities or life-threatening allergies may bring food into the park if they do not feel comfortable with the menu options available. In this case, the food must be limited to the individual with the allergy and may contain: two sealable sandwich bags (7x8 inches) and one snack to accommodate their visit (such as a piece of fruit, or a fruit bar, or a snack that fits in a sandwich bag). One small soft-sided cooler may be brought into the park to carry these items. No outside beverages are permitted. Please see Security at screening to receive a medical sticker.

FIRST AID:

Emergency Medical Technicians or Paramedics are on duty during all Park operating hours. If you require medical assistance, ask any Team Member and they will summon medical personnel to your location. Please refer to your Park Map and Guide for the location of First Aid.

OXYGEN TANKS/AIR CONCENTRATORS:

Due to the dynamics and certain characteristics of the rides, oxygen tanks or portable systems are not permitted on most of our rides and attractions. Oxygen tanks are permitted in enclosed facilities. For your convenience, the park's First Aid station(s) will be able to appropriately store your additional oxygen tanks during your visit.

SPECIAL EFFECTS AT THEATERS, RIDES AND ATTRACTIONS:

Theatrical fog and other effects, including but not limited to: haze and other atmospheric effects, scents, areas of low lighting, loud music, sound effects, theatrical lighting and strobe lighting may be used at various locations in the park such as theaters and during Fright Fest. Guests with respiratory sensitivities, history of seizure or epilepsy, or sensitivities to latex, loud music and sound effects are advised not to participate in these attractions. Please adhere to all posted and verbal warnings and directions.



RIDE INFORMATION

CAMERAS:

Picture taking and the use of cameras and video recording devices is not permitted on any ride, with the exception of the Safari Off Road Adventure, Carousel, Giant Wheel, and Skyway, while it is in motion. It is encouraged that Guests leave their equipment with a non-rider or secure it in a locker or their vehicle. Lockers are available to store items for a nominal fee. Guests must have written permission to use photographs and/or recordings of any aspect of the park for commercial broadcasting, advertising, marketing, or publishing in any medium.

SUPPLEMENTAL RESTRAINT HARNESS:

The safety of our Guests and employees is always our highest priority and we strive to provide a fun, safe experience for all Guests. In an effort to better accommodate the needs of Guests with certain disabilities, we have worked with ride manufacturers to develop safety harnesses for select rides in our park. Riders who do not meet certain extremity requirements, and still meet the remaining rider requirements, may be able to ride our attractions with the EXCEPTION of Roaring Rapids, Dare Devil Dive, Fender Benders, Sawmill Log Flume, Swashbuckler, and The Twister with the use of the Supplemental Restraint Harness. Our Ride Operators have been trained to assist Guests with the harnesses to ensure their safety and enjoyment.

RIDE EVACUATIONS:

If a ride evacuation is necessary, Guests may need to negotiate stairs from the highest points of the ride down steeply inclined stairs or walking surfaces. Guests requiring assistance during the ride evacuation may be escorted last in order to expedite the ride evacuation process. Please ask a Ride Attendant about the specific procedures prior to boarding a particular ride.

DEFINITIONS:

Every ride entrance lists height requirements and special instructions regarding the ride. Six Flags uses the following terms:

Responsible Person (Adult): A responsible person is someone who meets all the requirements to ride the ride themselves and is at least 54" tall or taller.

Accompanied By: Whenever a Guest needs accompaniment, the accompanying person must meet all the ride requirements and be able to assist the Guest including helping the Guest to board and exit the ride and assisting the Guest down stairs, catwalks, or ladders in case of an evacuation

Lap Child: A lap child is someone who is unable to hold on, sit up straight, and is not aware of their surroundings.

Functioning Extremity: A functioning extremity is a limb over which a person has control. A prosthetic device is not considered a functioning extremity. Six Flags has additional requirements regarding prosthetic devices. Please see the information for each specific ride in the Ride Information section for this Guide.

Ability to hold on or brace: Ability to use one's arms to maintain a grasp on an assist bar and support one's body during normal and emergency procedures on a ride and to use one's legs to brace to maintain a seated position during the ride.

Functioning Arm: is a full arm with the ability to be flexed at the elbow and a minimum of three full fingers with the ability to hold on with a firm grip.

Functioning Leg: is a fully formed natural leg with a foot that has the ability to bend at the knee.

If you have questions concerning whether you meet the manufacturer and safety restraint system requirements for certain attractions (concerning the ability to maintain proper riding position and/or the physical requirements with respect to functioning limb and gripping ability) you should visit the Ride Information Center outside the Park and ask about the Attractions Access Pass. A Team Member will review with you the attraction requirements and if you meet such requirements, will provide you with an Attractions Access Pass that you can use at each approved attraction to demonstrate to the Ride Operator that you meet the manufacturers and safety restraint system requirements.

LOOSE ARTICLE POLICY:

Due to the forces of our attractions, loose articles, including but not limited to purses, backpacks, beverage containers, cell phones, keys, backpacks, fanny packs, or capes are not allowed to accompany a rider.

To review the loose article policy for a specific attraction, you may review the ridership criteria (set forth on page 14 of this Guide) or you can visit the entrance to each ride location in the park.

Air Jumbo

RIDE DESCRIPTION:

Mild Ride

A gentle circular ride with some up and down motion.

HEIGHT RESTRICTION:

Riders must be at least 48"/122cm tall to ride unaccompanied. Guests under 48"/122cm may ride if accompanied by an adult. Lap Children are not allowed.

PHYSICAL REQUIREMENTS:

Each rider must maintain in an upright seated position with their back against the seatback during the duration of the ride and their arms, hands, legs, and feet inside the ride vehicle at all times. In addition, riders must possess at least one (1) naturally fully formed and functioning arm absent of prosthetic devices and one (1) naturally fully formed and functioning leg absent of prosthetic devices.

Casts may not restrict the rider from bending the elbow or knee, and may not restrict the restraints in any way.

Riders using a wheelchair must transfer from the wheelchair onto the ride.

Riders who do not meet the extremity requirements may be able to ride Air Jumbo by utilizing a Supplemental Restraint Harness, if all other requirements are met.

RIDE ACCESS:

Guests using a manual or electric wheelchair or an ECV should proceed to the exit and present a valid Attractions Access Pass to a Team Member at the exit.

LOOSE ARTICLE POLICY:

Loose articles are permitted on this ride.

IBCCES Sensory Guide™

TOUCH



TASTE



SOUND



SMELL



SIGHT



Sensory Level (1 = low sensory stimulation, 10 = high sensory stimulation)

3

1

2

1

3

© 2019 IBCCES ALL RIGHTS RESERVED

Participant Guidelines

- | | | | | |
|--|--|---|--|---|
| <ul style="list-style-type: none">• Height determined by rider• Up and down• Circular motion | <ul style="list-style-type: none">• Minimum sensory impact | <ul style="list-style-type: none">• Sound of machinery• Soundscaping playing | <ul style="list-style-type: none">• Minimum sensory impact | <ul style="list-style-type: none">• Motion sickness/dizziness may occur |
|--|--|---|--|---|

© 2019 IBCCES ALL RIGHTS RESERVED

Activity Summary

High-flying adventure awaits pilots-in-training as their propeller planes lift off for a circular tour!

© 2019 IBCCES ALL RIGHTS RESERVED

Air Safari

RIDE DESCRIPTION:

Mild Ride

A gentle circular ride with some up and down motion.

HEIGHT RESTRICTION:

Riders must be at least 48"/122cm tall to ride unaccompanied. Guests under 48"/122cm may ride if accompanied by an adult. Lap Children are not allowed.

PHYSICAL REQUIREMENTS:

Each rider must maintain in an upright seated position with their back against the seatback during the duration of the ride and their arms, hands, legs, and feet inside the ride vehicle at all times. In addition, riders must possess at least one (1) naturally fully formed and functioning arm absent of prosthetic devices and one (1) naturally fully formed and functioning leg absent of prosthetic devices.

Casts may not restrict the rider from bending the elbow or knee, and may not restrict the restraints in any way.

Riders using a wheelchair must transfer from the wheelchair onto the ride.

Riders who do not meet the extremity requirements may be able to ride Air Safari by utilizing a Supplemental Restraint Harness, if all other requirements are met.

RIDE ACCESS:

Guests using a manual or electric wheelchair or an ECV should proceed to the entrance.

LOOSE ARTICLE POLICY:

Loose articles are permitted on this ride.

IBCCES Sensory Guide™

TOUCH



TASTE



SOUND



SMELL



SIGHT



Sensory Level (1 = low sensory stimulation, 10 = high sensory stimulation)

3

1

2

1

3

© 2019 IBCCES ALL RIGHTS RESERVED

Participant Guidelines

- Height determined by rider
- Up and down
- Circular motion
- Minimum sensory impact
- Sound of machinery
- Soundscaping playing
- Minimum sensory impact
- Motion sickness/dizziness may occur

© 2019 IBCCES ALL RIGHTS RESERVED

Activity Summary

High-flying adventure awaits pilots-in-training as their propeller planes lift off for a circular tour!

© 2019 IBCCES ALL RIGHTS RESERVED

BATMAN: The Ride

RIDE DESCRIPTION:

High Thrill

An exciting ride with high speeds, steep drops, fast turns, inverted loops and sudden stops.

HEIGHT RESTRICTION:

Riders must be at least 54"/137 cm tall to ride this ride.

PHYSICAL REQUIREMENTS:

Each rider must maintain in an upright seated position with their back against the seatback during the duration of the ride and their arms, hands, legs, and feet inside the ride vehicle at all times. In addition, riders must possess two (2) naturally fully formed and functioning arms absent of prosthetic devices and two (2) legs to the knee **OR** one (1) naturally fully formed and functioning arm absent of prosthetic devices and two (2) naturally fully formed and functioning legs absent of prosthetic devices.

Prosthetics are not permitted.

Casts are not permitted

Riders using a wheelchair must transfer from the wheelchair onto the ride.

Riders who do not meet the extremity requirements may be able to ride BATMAN: The Ride by utilizing a Supplemental Restraint Harness, if all other requirements are met.

SIZE LIMITATION:

Due to the design of the seating safety device on this ride, exceptionally large or tall people may not be able to ride. A test seat is available at the ride entrance.

RIDE ACCESS:

Guests using a manual or electric wheelchair or an ECV should proceed to the exit present a valid Attractions Access Pass to receive a wait time. Guests may utilize the ride exit ramp after their time has elapsed.

LOOSE ARTICLE POLICY:

Loose articles are not permitted on the ride and must be secured in buttoned pockets, zippered pockets, or on the side. All loose articles which cannot be secured must be locked in a locker, left with a non-rider or placed on the side platform

Glasses may only be worn if they are secured with a tight strap; while no headwear is permitted on the ride. Secure religious headwear is permitted.

IBCCES Sensory Guide™

TOUCH



TASTE



SOUND



SMELL



SIGHT



Sensory Level (1 = low sensory stimulation, 10 = high sensory stimulation)

8

1

7

1

8

© 2019 IBCCES ALL RIGHTS RESERVED

Participant Guidelines

- 360-degree loops
- Highly restrictive safety restraints
- Suspended in air
- G-Force speed
- Tight twists and turns
- Restrictive Restraint
- Minimum sensory impact
- Screaming Guests
- Sound of machinery
- Minimum sensory impact
- Potential for Motion Sickness/Dizziness
- Direct Sunlight
- Optical Illusions

© 2019 IBCCES ALL RIGHTS RESERVED

Activity Summary

The Masked superhero takes you on a menacing ride of relentless loops and twists over the streets of Gotham

© 2019 IBCCES ALL RIGHTS RESERVED

Buccaneer

RIDE DESCRIPTION:

Moderate Ride
 A moderate ride that swings side to side and elevates.

HEIGHT RESTRICTION:

Riders must be at least 42"/107cm tall to ride unaccompanied. Guests under 42"/107cm may ride if accompanied by an adult. Lap Children are not allowed.

PHYSICAL REQUIREMENTS:

Each rider must maintain in an upright seated position with their back against the seatback during the duration of the ride and their arms, hands, legs, and feet inside the ride vehicle at all times. In addition, riders must possess one (1) naturally fully formed and functioning arm absent of prosthetic devices and two (2) naturally fully formed and functioning legs absent of prosthetic devices. Casts may not restrict the rider from bending the elbow or knee, and may not restrict the restraints in any way. Riders using a wheelchair must transfer from the wheelchair onto the ride. Riders who do not meet the extremity requirements may be able to ride Buccaneer by utilizing a Supplemental Restraint Harness, if all other requirements are met.

RIDE ACCESS:

Guests using a manual or electric wheelchair or an ECV should proceed to the exit and present a valid Attraction Access Pass to a Team Member at the exit.

LOOSE ARTICLE POLICY:

Loose articles may be brought on the ride so long as they are secured in a pocket or bag that is secured to the rider. No loose articles can be placed on the floor of the gondola.

IBCCES Sensory Guide™



Sensory Level (1 = low sensory stimulation, 10 = high sensory stimulation)				
5	1	4	1	4

© 2019 IBCCES ALL RIGHTS RESERVED

Participant Guidelines

- Swing up to 66 ft in height
- 180 degree arc
- Minimal Sensory Impact
- Mechanical noise
- Guest screams
- Minimal Sensory Impact
- Potential for Motion Sickness/Dizziness
- Direct Light

© 2019 IBCCES ALL RIGHTS RESERVED

Activity Summary

Get ready to set sail on a gut-whoosing swinging ship designed to put a smile on your face.

© 2019 IBCCES ALL RIGHTS RESERVED

Bugaboo

RIDE DESCRIPTION:

Mild Ride

A ride around a track with gentle turns.

HEIGHT RESTRICTION:

Riders must be under 54"/137cm tall to ride this ride. Lap Children are not allowed.

PHYSICAL REQUIREMENTS:

Each rider must maintain in an upright seated position with their back against the seatback during the duration of the ride and their arms, hands, legs, and feet inside the ride vehicle at all times. In addition, riders must possess at least one (1) naturally fully formed and functioning arm absent of prosthetic devices and one (1) naturally fully formed and functioning leg absent of prosthetic devices.

Casts may not restrict the rider from bending the elbow or knee, and may not restrict the restraints in any way.

Riders using a wheelchair must transfer from the wheelchair onto the ride.

Riders who do not meet the extremity requirements may be able to ride Bugaboo by utilizing a Supplemental Restraint Harness, if all other requirements are met.

RIDE ACCESS:

Guests using a manual or electric wheelchair or an ECV should proceed to the entrance and present a valid Attraction Access Pass to a Team Member at the entrance.

LOOSE ARTICLE POLICY:

Loose articles are permitted on this ride.

IBCCES Sensory Guide™

TOUCH



TASTE



SOUND



SMELL



SIGHT



Sensory Level (1 = low sensory stimulation, 10 = high sensory stimulation)

2

1

2

1

2

© 2019 IBCCES ALL RIGHTS RESERVED

Participant Guidelines

- | | | | | |
|-------------------|--------------------------|--|--------------------------|---------------------------------------|
| • Circular motion | • Minimal Sensory Impact | • Close proximity to other guests
• Mechanical sounds | • Minimal Sensory Impact | • Motion sickness/dizziness may occur |
|-------------------|--------------------------|--|--------------------------|---------------------------------------|

© 2019 IBCCES ALL RIGHTS RESERVED

Barnstormer

RIDE DESCRIPTION: Moderate

A moderate ride/attraction with an elevated circular motion

HEIGHT RESTRICTION: Riders must be at least 42"/107cm tall to ride unaccompanied. Guests under 42"/107cm may ride if accompanied by a responsible person.

PHYSICAL REQUIREMENTS: Each rider must maintain in an upright seated position with their back against the seatback during the duration of the ride and their arms, hands, legs, and feet inside the ride vehicle at all times. In addition, riders must possess at least one (1) naturally fully formed and functioning arm absent of prosthetic devices and one (1) naturally fully formed and functioning leg absent of prosthetic devices.

No leg casts.

Arm casts may not restrict the rider from bending the elbow and may not restrict the restraints in any way.

Riders using a wheelchair must transfer from the wheelchair onto the ride.






Guest must be able to navigate down a ladder in the event of a ride evacuation.

Guest must be able to step up into ride unit. Riders who do not meet the extremity requirements may be able to ride the Barnstormer by utilizing a Supplemental Restraint Harness, if all other requirements are met.

RIDE ACCESS: Guests using a manual or electric wheelchair or an ECV should proceed to the exit and present a valid Attraction Access Pass to a Team Member at the exit.

LOOSE ARTICLE POLICY:

Loose articles may be brought on the ride so long as they are secured in a pocket or bag that is secured to the rider. No loose articles can be placed on the floor of the gondola.

IBCCES Sensory Guide™				
TOUCH	TASTE	SOUND	SMELL	SIGHT
				
Sensory Level (1 = low sensory stimulation, 10 = high sensory stimulation)				
3	1	2	1	3
© 2019 IBCCES ALL RIGHTS RESERVED				
Participant Guidelines				
<ul style="list-style-type: none"> Gentle ride Spins in a circle 	<ul style="list-style-type: none"> Minimum sensory impact 	<ul style="list-style-type: none"> Sound of machinery Soundscape playing 	<ul style="list-style-type: none"> Minimum sensory impact 	<ul style="list-style-type: none"> Motion sickness/dizziness may occur
© 2019 IBCCES ALL RIGHTS RESERVED				

Bugs Bunny Camp Carousel

RIDE DESCRIPTION:

Mild Ride

A ride that slowly moves in a circular manner with a mild up and down motion.

HEIGHT RESTRICTION:

Riders must be under 54"/137cm tall to ride. Children under 36"/91cm must be accompanied by an adult. Adults over 54"/137cm may ride on the bench.

PHYSICAL REQUIREMENTS:

Each rider must be able to remain sitting up straight, keeping their head upright. In addition, riders must possess at least one (1) naturally fully formed and functioning arm absent of prosthetic devices, one (1) naturally fully formed and functioning leg absent of prosthetic devices, and one (1) leg to the knee to utilize a horse. Riders utilizing a bench must have upper body control and be able to sit in an upright position.

Casts may not restrict the rider from bending the elbow or knee, and may not restrict the restraints in any way.

Riders using a wheelchair must transfer from the wheelchair onto the ride.

Lap children are permitted to ride on the bench.

Guest must be able to step up into ride unit. Riders who do not meet the extremity requirements may be able to ride *Bugs Bunny Camp Carousel* by utilizing a Supplemental Restraint Harness, if all other requirements are met.

RIDE ACCESS:

Guests using a manual or electric wheelchair or an ECV should proceed to the entrance and present a valid Attraction Access Pass to a Team Member at the entrance.

LOOSE ARTICLE POLICY:

Loose articles are permitted on this ride. Bags are not permitted when riding on the horses.

IBCCES Sensory Guide™

TOUCH



TASTE



SOUND



SMELL



SIGHT



Sensory Level (1 = low sensory stimulation, 10 = high sensory stimulation)

2

1

2

1

2

© 2019 IBCCES ALL RIGHTS RESERVED

Participant Guidelines

- Up and down motion
- Minimal Sensory Impact
- Musical soundscape
- Minimal Sensory Impact
- Potential for Motion Sickness/Dizziness
- Shaded ride

© 2019 IBCCES ALL RIGHTS RESERVED

Activity Summary

Giddy up! The ponies are ready to ride on this kid-sized carousel, scaled down for the little hands and feet.

© 2019 IBCCES ALL RIGHTS RESERVED

Bugs Bunny Ranger Pilots

RIDE DESCRIPTION:

Moderate Ride
Counter-Clockwise up-down motion controlled by rider.

HEIGHT RESTRICTION:

Riders must be under 54"/137 cm, but taller than 36"/91cm to ride.

PHYSICAL REQUIREMENTS:

Each rider must maintain in an upright seated position with their back against the seatback during the duration of the ride and their arms, hands, legs, and feet inside the ride vehicle at all times. In addition, riders must possess at least one (1) naturally fully formed and functioning arm absent of prosthetic devices and one (1) naturally fully formed and functioning leg absent of prosthetic devices.

Casts may not restrict the rider from bending the elbow or knee, and may not restrict the restraints in any way.

Riders using a wheelchair must transfer from the wheelchair onto the ride.

Guest must be able to step up into ride unit.






Riders who do not meet the extremity requirements may be able to ride *Bugs Bunny Ranger Pilots* by utilizing a Supplemental Restraint Harness, if all other requirements are met.

RIDE ACCESS:

Guests using a manual or electric wheelchair or an ECV should proceed to the entrance and present a valid Attraction Access Pass to a Team Member at the entrance.

LOOSE ARTICLE POLICY:

Loose articles are permitted on this ride.

IBCCES Sensory Guide™				
TOUCH	TASTE	SOUND	SMELL	SIGHT
				
Sensory Level (1 = low sensory stimulation, 10 = high sensory stimulation)				
3	1	2	1	3
© 2019 IBCCES ALL RIGHTS RESERVED				
Participant Guidelines				
<ul style="list-style-type: none"> • Height determined by rider • Up and down • Circular motion 	<ul style="list-style-type: none"> • Minimum sensory impact 	<ul style="list-style-type: none"> • Sound of machinery • Soundscape playing 	<ul style="list-style-type: none"> • Minimum sensory impact 	<ul style="list-style-type: none"> • Motion sickness/dizziness may occur
© 2019 IBCCES ALL RIGHTS RESERVED				
Activity Summary				
High-flying adventure awaits pilots-in-training as their propeller planes lift off for a circular tour!				
© 2019 IBCCES ALL RIGHTS RESERVED				

Carousel

RIDE DESCRIPTION:

Mild Ride

A ride that slowly moves in a circular manner with a mild up and down motion.

HEIGHT RESTRICTION:

Riders must be at least 42"/107cm tall to ride unaccompanied. Guests under 42"/107cm may ride if accompanied by an adult. Lap Children are not allowed.

PHYSICAL REQUIREMENTS:

Each rider must be able to remain sitting up straight, keeping their head upright. In addition, Riders must possess at least one (1) naturally fully formed and functioning arm absent of prosthetic devices, one (1) naturally fully formed and functioning leg absent of prosthetic devices, and one (1) leg to the knee to utilize a horse/cockerel.

Casts may not restrict the rider from bending the elbow or knee, and may not restrict the restraints in any way.

Riders using a wheelchair must transfer from the wheelchair onto the ride.

Guest must be able to step up into ride unit.

Riders who do not meet the extremity requirements may be able to ride Carousel by utilizing a Supplemental Restraint Harness, if all other requirements are met.

SIZE LIMITATION:

Due to the design of the seating safety device on this ride, exceptionally large or tall people may not be able to ride. Guests who cannot be accommodated by the seat belt may still ride by standing in between horses.

RIDE ACCESS:

Guests using a manual or electric wheelchair or an ECV should proceed to the exit and present a valid Attraction Access Pass to a Team Member at the exit.

LOOSE ARTICLE POLICY:

Loose articles are permitted on this ride. Bags must be secured to the rider, placed off to the side of the ride platform, or with an adult standing next to them.

IBCCES Sensory Guide™

TOUCH



3

TASTE



1

SOUND



2

SMELL



1

SIGHT



3

Sensory Level (1 = low sensory stimulation, 10 = high sensory stimulation)

© 2019 IBCCES ALL RIGHTS RESERVED

Participant Guidelines

- | | | | | |
|---|--|--|--|---|
| <ul style="list-style-type: none">• Up and down motion• Continuous circular motion | <ul style="list-style-type: none">• Minimum sensory impact | <ul style="list-style-type: none">• Musical soundscape | <ul style="list-style-type: none">• Minimum sensory impact | <ul style="list-style-type: none">• Potential for Motion Sickness/Dizziness• Shaded Ride |
|---|--|--|--|---|

© 2019 IBCCES ALL RIGHTS RESERVED

Activity Summary

Step back in time and choose your ride on this old time classic carousel, a favorite for all ages.

© 2019 IBCCES ALL RIGHTS RESERVED

Roaring Rapids

RIDE DESCRIPTION:

Moderate Ride
 A family raft ride through white water with splashes and turns.

HEIGHT RESTRICTION:

Riders must be at least 42"/107cm tall to ride unaccompanied. Guests under 42"/107cm but taller than 36"/91cm may ride if accompanied by an adult.

PHYSICAL REQUIREMENTS:

Each rider must maintain in an upright seated position with their back against the seatback during the duration of the ride and their arms, hands, legs, and feet inside the ride vehicle at all times. In addition, riders must possess at least one (1) naturally fully formed and functioning arm absent of prosthetic devices and one (1) naturally fully formed and functioning leg absent of prosthetic devices. Casts may not restrict the rider from bending the elbow or knee, and may not restrict the restraints in any way. Riders using a wheelchair must transfer from the wheelchair onto the ride. Personal flotation devices are available upon request prior to boarding the ride. Guest must be able to navigate down a ladder in the event of a ride evacuation.






RIDE ACCESS:

Guests using a manual or electric wheelchair or an ECV should proceed to the Ride Exit and present a valid Attraction Access Pass to receive a wait time. Guests may utilize the handicap entrance, located across from the Nitro Flash Pass Entrance.

LOOSE ARTICLE POLICY:

Loose articles are permitted on the ride.

IBCCES Sensory Guide™

TOUCH	TASTE	SOUND	SMELL	SIGHT
				
Sensory Level (1 = low sensory stimulation, 10 = high sensory stimulation)				
5	2	3	2	4

© 2019 IBCCES ALL RIGHTS RESERVED

Participant Guidelines

- Will get wet
- Bump into walls
- Rocking motion in rapids
- Spins in current
- Chance water will get in mouth
- Guest screams
- Water rushing
- Chlorinated scent
- Potential for Motion Sickness/Dizziness
- Direct light
- Water may splash in eyes
- Some shaded sections

© 2019 IBCCES ALL RIGHTS RESERVED

Activity Summary

Ride the ultimate white water rafting experience.

© 2019 IBCCES ALL RIGHTS RESERVED

CYBORG Cyber Spin

RIDE DESCRIPTION:

High Thrill

Anti-gravity experience as you spin on three axes high above the ground!

HEIGHT RESTRICTION:

Riders must be at least 54"/137 cm tall but no taller than 77"/196cm tall to ride this ride.

PHYSICAL REQUIREMENTS:

Each rider must maintain in an upright seated position with their back against the seatback during the duration of the ride and their arms, hands, legs, and feet inside the ride vehicle at all times. In addition, riders must possess one (1) naturally fully formed and functioning arm absent of prosthetic devices and two (2) legs to the knee absent of prosthetic devices

Prosthetics are not permitted.

Casts are not permitted

Riders using a wheelchair must transfer from the wheelchair onto the ride.

Guest must be able to step up into ride unit.

Riders who do not meet the extremity requirements may be able to ride CYBORG Cyber Spin by utilizing a Supplemental Restraint Harness, if all other requirements are met.

RIDE ACCESS:

Guests using a manual or electric wheelchair or an ECV should proceed to the Ride Exit and present a valid Attraction Access Pass to receive a wait time. Guests may utilize the FLASH Pass entrance after their time has elapsed.

LOOSE ARTICLE POLICY:

Loose articles of any kind (including but not limited to purses, backpacks, beverage containers, cell phones and keys) are not permitted on the ride and must be secured with a non-rider, secured in a locker, or may be left on the load/unload platform.

Glasses may only be worn if they are secured with a tight strap; while no headwear is permitted on the ride. Secure religious headwear is permitted

IBCCES Sensory Guide™

TOUCH



TASTE



SOUND



SMELL



SIGHT



Sensory Level (1 = low sensory stimulation, 10 = high sensory stimulation)

7

1

6

1

7

© 2019 IBCCES ALL RIGHTS RESERVED

Participant Guidelines

- Flips and twists
- Elevation changes
- Minimum sensory impact
- Close proximity to other guests
- Mechanical sound
- Minimum sensory impact
- Flashing lights
- Motion sickness/dizziness may occur

© 2019 IBCCES ALL RIGHTS RESERVED

Activity Summary

A first-of-its-kind ride with gravity-defying flips, twists and turns.

© 2019 IBCCES ALL RIGHTS RESERVED

Daffy Duck Hot Air Balloons

RIDE DESCRIPTION:

Moderate Ride

A ride that rises while rotating and has independently spinning cars.

HEIGHT RESTRICTION:

Riders must be at least 42"/107cm tall to ride unaccompanied. Guests under 42"/107cm may ride if accompanied by an adult. Lap Children are not allowed.

PHYSICAL REQUIREMENTS:

Each rider must maintain in an upright seated position with their back against the seatback during the duration of the ride and their arms, hands, legs, and feet inside the ride vehicle at all times. In addition, riders must possess at least one (1) naturally fully formed and functioning arm absent of prosthetic devices and one (1) naturally fully formed and functioning leg absent of prosthetic devices.

Casts may not restrict the rider from bending the elbow or knee, and may not restrict the restraints in any way.

Riders using a wheelchair must transfer from the wheelchair onto the ride.

Guest must be able to step up into ride unit.

Riders who do not meet the extremity requirements may be able to ride *Daffy Duck* Hot Air Balloons by utilizing a Supplemental Restraint Harness, if all other requirements are met.






RIDE ACCESS:

Guests using a manual or electric wheelchair or an ECV should proceed to the entrance and present a valid Attraction Access Pass to a Team Member at the entrance.

LOOSE ARTICLE POLICY:

Loose articles may be brought on the ride, secured inside a pocket or bag that is secured to the rider. Loose articles cannot be placed on the floor of the gondola.

IBCCES Sensory Guide™

TOUCH	TASTE	SOUND	SMELL	SIGHT
				
Sensory Level (1 = low sensory stimulation, 10 = high sensory stimulation)				
3	1	3	1	5

© 2019 IBCCES ALL RIGHTS RESERVED

Participant Guidelines

<ul style="list-style-type: none">• Fast Spin• Close proximity to other guests	<ul style="list-style-type: none">• Minimum sensory impact	<ul style="list-style-type: none">• Mechanical sound• Close proximity to other guests	<ul style="list-style-type: none">• Minimum sensory impact	<ul style="list-style-type: none">• Motion sickness/dizziness may occur
---	--	--	--	---

© 2019 IBCCES ALL RIGHTS RESERVED

Dare Devil Dive

RIDE DESCRIPTION:

High Thrill

An exciting attraction with a sudden drop and swinging back and forth motion.

HEIGHT RESTRICTION:

Riders must be at least 42"/107cm tall to ride. Maximum weight of 850lbs/385kg per group.

PHYSICAL REQUIREMENTS:

Riders must possess at least two (2) naturally fully formed and functioning arms absent of prosthetic devices and one (1) naturally fully formed and functioning leg absent of prosthetic devices able to be restrained by the flight suit.

Riders must be willing and have the ability to grasp and hold onto the landing loop with both hands during the landing process. Those using a wheelchair must transfer from the wheelchair onto the ride.

Prosthetics are not permitted.

Casts may not restrict the rider from bending the elbow or knee, and may not restrict the restraints in any way.

An additional fee is required to ride.

RIDE ACCESS:

Guests using a manual or electric wheelchair or an ECV should proceed to the loading area.

LOOSE ARTICLE POLICY:

Loose articles are not permitted on the ride and must be secured in buttoned pockets, zippered pockets, or on the side. All loose articles which cannot be secured must be locked in a locker, with a non-rider or left on side platform.

IBCCES Sensory Guide™

TOUCH



TASTE



SOUND



SMELL



SIGHT



Sensory Level (1 = low sensory stimulation, 10 = high sensory stimulation)

7

1

5

1

6

© 2019 IBCCES ALL RIGHTS RESERVED

Participant Guidelines

- Harnesses into ride
- Free fall sensation
- Soaring airborne in forward motion
- Minimum sensory impact
- Screaming guests
- Minimum sensory impact
- Potential for Motion Sickness/Dizziness
- Direct Sunlight
- Optical Illusions

© 2019 IBCCES ALL RIGHTS RESERVED

Déjà Vu

RIDE DESCRIPTION:

Moderate Ride

A moderate ride with a quick circulating motion.

HEIGHT RESTRICTION:

Riders must be at least 48"/122cm tall to ride unaccompanied. Guests under 48"/122cm but taller than 36"/91cm may ride if accompanied by an adult.

PHYSICAL REQUIREMENTS:

Each rider must maintain in an upright seated position with their back against the seatback during the duration of the ride and their arms, hands, legs, and feet inside the ride vehicle at all times. In addition, riders must possess at least one (1) naturally fully formed and functioning arm absent of prosthetic devices and one (1) naturally fully formed and functioning leg absent of prosthetic.

Casts may not restrict the rider from bending the elbow or knee, and may not restrict the restraints in any way.

Riders using a wheelchair must transfer from the wheelchair onto the ride.

Guest must be able to step up into ride unit.

Riders who do not meet the extremity requirements may be able to ride Déjà vu by utilizing a Supplemental Restraint Harness, if all other requirements are met.

RIDE ACCESS:

Guests using a manual or electric wheelchair or an ECV should proceed to the exit and present a valid Attraction Access Pass to a Team Member at the exit.

LOOSE ARTICLE POLICY:

Loose articles are permitted on the ride.

IBCCES Sensory Guide™

TOUCH



TASTE



SOUND



SMELL



SIGHT



Sensory Level (1 = low sensory stimulation, 10 = high sensory stimulation)

5

1

5

1

4

© 2019 IBCCES ALL RIGHTS RESERVED

Participant Guidelines

- Whirls and twirls
- Height changes
- Fast spins
- Minimum sensory impact
- Mechanical noise
- Guest screams
- Minimum sensory impact
- Potential for Motion Sickness/Dizziness
- Direct light

© 2019 IBCCES ALL RIGHTS RESERVED

Activity Summary

You'll be spinning faster than lightning and Shazam's delightfully disorienting classic scrambler.

© 2019 IBCCES ALL RIGHTS RESERVED

El Toro

RIDE DESCRIPTION:

High Thrill

A high-speed ride with sudden acceleration, steep drops and sudden stops.

HEIGHT RESTRICTION:

Riders must be at least 48"/122cm tall to ride this ride.

PHYSICAL REQUIREMENTS:

Each rider must maintain in an upright seated position with their back against the seatback during the duration of the ride and their arms, hands, legs, and feet inside the ride vehicle at all times. In addition, riders must possess at least one (1) naturally fully formed and functioning arm absent of prosthetic devices and two (2) naturally fully formed and functioning legs absent of prosthetic devices.

Prosthetics are not permitted.

Casts may not restrict the rider from bending the elbow or knee, and may not restrict the restraints in any way.

Riders must step up and down into the ride vehicle and will need to transfer from a wheelchair to the ride vehicle.

Strobe lights are present at this ride.

Riders who do not meet the extremity requirements may be able to ride El Toro by utilizing a Supplemental Restraint Harness, if all other requirements are met.

SIZE LIMITATION:

Due to the design of the seating safety device on this ride, exceptionally large or tall people may not be able to ride. A test seat is available at the ride entrance.

RIDE ACCESS:

Guests using a manual or electric wheelchair or an ECV should proceed to the Ride Entrance Attendant and present a valid Attraction Access Pass to receive a wait time.

Guests may utilize the ramp located on the left side of the station, marked with the universal wheelchair symbol, after their time has elapsed.

LOOSE ARTICLE POLICY:

Loose articles are not permitted on the ride and must be secured with a non-rider or secured in a locker. Loose articles of any kind (including but not limited to purses, backpacks, beverage containers, cell phones and keys) may not be taken past the queue entrance and cannot be left on the load/unload platform.

Glasses may only be worn if they are secured with a tight strap; while no headwear is permitted on the ride. Secure religious headwear is permitted

IBCCES Sensory Guide™

TOUCH



TASTE



SOUND



SMELL



SIGHT



Sensory Level (1 = low sensory stimulation, 10 = high sensory stimulation)

7

1

6

1

7

© 2019 IBCCES ALL RIGHTS RESERVED

Participant Guidelines

- Heights
- Drops
- Twists and turns
- High Speed
- Lap restraint
- Minimal sensory impact
- Mechanical sound
- Close proximity to other guests
- Animal scents
- Motion sickness/dizziness may occur
- Heights

© 2019 IBCCES ALL RIGHTS RESERVED

Activity Summary

Classic architecture meets cutting edge engineering.

© 2019 IBCCES ALL RIGHTS RESERVED

Enchanted Tea Cups

RIDE DESCRIPTION:

Moderate Ride
 A moderate ride with a quick circulating motion

HEIGHT RESTRICTION:

Riders must be at least 42"/107cm tall to ride unaccompanied. Guests under 42"/107cm may ride if accompanied by an adult. Lap Children are not allowed.

PHYSICAL REQUIREMENTS:






Each rider must maintain in an upright seated position with their back against the seatback during the duration of the ride and their arms, hands, legs, and feet inside the ride vehicle at all times. In addition, riders must possess at least one (1) naturally fully formed and functioning arm absent of prosthetic devices and one (1) naturally fully formed and functioning leg absent of prosthetic devices. Casts may not restrict the rider from bending the elbow or knee, and may not restrict the restraints in any way. Riders must step up and down into the ride vehicle and will need to transfer from a wheelchair to the ride vehicle. Riders who do not meet the extremity requirements may be able to ride Enchanted Tea Cups by utilizing a Supplemental Restraint Harness, if all other requirements are met.

RIDE ACCESS:

Guests using a manual or electric wheelchair or an ECV should proceed to the exit and present a valid Attraction Access Pass to a Team Member at the exit.

LOOSE ARTICLE POLICY:

Loose articles are permitted on this ride.

IBCCES Sensory Guide™				
TOUCH	TASTE	SOUND	SMELL	SIGHT
				
Sensory Level (1 = low sensory stimulation, 10 = high sensory stimulation)				
3	1	3	1	4
© 2019 IBCCES ALL RIGHTS RESERVED				
Participant Guidelines				
<ul style="list-style-type: none"> • Fast spin • Close proximity to other guests 	<ul style="list-style-type: none"> • Minimum sensory impact 	<ul style="list-style-type: none"> • Mechanical sound • Close proximity to other guests 	<ul style="list-style-type: none"> • Minimum sensory impact 	<ul style="list-style-type: none"> • Motion sickness/dizziness may occur
© 2019 IBCCES ALL RIGHTS RESERVED				

Fender Benders

RIDE DESCRIPTION:

Moderate Ride

A driving ride with turns and sudden bumps.

HEIGHT RESTRICTION:

Riders must be at least 42"/107cm tall to be a passenger. Must be at least 54"/137cm tall to drive.

PHYSICAL REQUIREMENTS:

Each rider must maintain in an upright seated position with their back against the seatback during the duration of the ride and their arms, hands, legs, and feet inside the ride vehicle at all times. In addition, riders must possess at least one (1) naturally fully formed and functioning arm absent of prosthetic devices and one (1) naturally fully formed and functioning leg absent of prosthetic devices.

Driver must have the ability to hold and/or turn steering wheel and depress the foot pedal.

Passenger must have the ability to brace themselves.

Casts may not restrict the rider from bending the elbow or knee, and may not restrict the restraints in any way.

Riders must step up and down into the ride vehicle and will need to transfer from a wheelchair to the ride vehicle.

RIDE ACCESS:

Guests using a manual or electric wheelchair or an ECV should proceed to the Ride Attendant at the exit and present a valid Attraction Access Pass to receive a wait time.

Guests may utilize the ride exit ramp after their time has elapsed.

LOOSE ARTICLE POLICY:

Loose articles are not permitted on the ride and must be secured in buttoned pockets, zippered pockets, or on the side. All loose articles which cannot be secured must be locked in a locker, with a non-rider or left on side platform.

IBCCES Sensory Guide™

TOUCH



TASTE



SOUND



SMELL



SIGHT



Sensory Level (1 = low sensory stimulation, 10 = high sensory stimulation)

5

1

4

1

4

© 2019 IBCCES ALL RIGHTS RESERVED

Participant Guidelines

- Jerks
- Bumps
- Minimum sensory impact
- Close proximity to other guests
- Mechanical sounds
- Minimum sensory impact
- Motion sickness/dizziness may occur
- Shaded ride

© 2019 IBCCES ALL RIGHTS RESERVED

Activity Summary

No need for brakes as you put your pedal to the metal on this classic, clobbering, bumper car smash-up!

© 2019 IBCCES ALL RIGHTS RESERVED

Foghorn Leghorn Stagecoach Express

RIDE DESCRIPTION:

Mild Ride
A ride that slowly moves around a track with gentle turns.

HEIGHT RESTRICTION:

Riders must be under 54"/137 cm. Riders on a horse must be taller than 36"/91cm to ride. Lap Children are not allowed.

PHYSICAL REQUIREMENTS:

Each rider must maintain in an upright seated position with their back against the seatback during the duration of the ride and their arms, hands, legs, and feet inside the ride vehicle at all times. In addition, Riders must possess at least one (1) naturally fully formed and functioning arm absent of prosthetic devices, one (1) naturally fully formed and functioning leg absent of prosthetic devices, and one (1) leg to the knee to utilize a horse. Riders must possess at least one (1) naturally fully formed and functioning arm absent of prosthetic devices, one (1) naturally fully formed and functioning leg absent of prosthetic devices to utilize a coach.

Casts may not restrict the rider from bending the elbow or knee, and may not restrict the restraints in any way.

Riders using a wheelchair must transfer from the wheelchair onto the ride.

Riders who do not meet the extremity requirements may be able to ride *Foghorn Leghorn Stagecoach Express* by utilizing a Supplemental Restraint Harness, if all other requirements are met.






RIDE ACCESS:

Guests using a manual or electric wheelchair or an ECV should proceed to the entrance and present a valid Attraction Access Pass to a Team Member at the entrance.

LOOSE ARTICLE POLICY:

Loose articles are permitted on the ride. No bags are permitted while riding on the horses.

IBCCES Sensory Guide™

TOUCH	TASTE	SOUND	SMELL	SIGHT
				
Sensory Level (1 = low sensory stimulation, 10 = high sensory stimulation)				
2	1	2	1	2

© 2019 IBCCES ALL RIGHTS RESERVED

Participant Guidelines

<ul style="list-style-type: none"> • Circular motion 	<ul style="list-style-type: none"> • Minimum sensory impact 	<ul style="list-style-type: none"> • Close proximity to other guests • Mechanical sounds 	<ul style="list-style-type: none"> • Minimum sensory impact 	<ul style="list-style-type: none"> • Motion sickness/dizziness may occur
---	--	--	--	---

© 2019 IBCCES ALL RIGHTS RESERVED

Activity Summary

All aboard classic stagecoaches sized just for junior frontiersmen, on this colorful tour through the Wild West.

© 2019 IBCCES ALL RIGHTS RESERVED

Giant Wheel

RIDE DESCRIPTION:

Mild Ride

A ride with a circulating motion and frequent stops.

HEIGHT RESTRICTION:

Riders must be at least 42"/107cm tall to ride unaccompanied. Guests under 42"/107cm may ride if accompanied by an adult.

PHYSICAL REQUIREMENTS:

Each rider must maintain in an upright seated position with their back against the seatback during the duration of the ride and their arms, hands, legs, and feet inside the ride vehicle at all times.

Full leg or arm casts are permitted.

Single Riders are not permitted.

Lap children are permitted.

Riders using a wheelchair must transfer from the wheelchair onto the ride.

RIDE ACCESS:

Guests using a manual or electric wheelchair or an ECV should proceed to the exit and present a valid Attractions Access Pass to the Ride Attendant to receive a wait time.

Guest will board through the exit after their time has elapsed.

LOOSE ARTICLE POLICY:

Loose articles are permitted on this ride.

IBCCES Sensory Guide™

TOUCH



TASTE



SOUND



SMELL



SIGHT



Sensory Level (1 = low sensory stimulation, 10 = high sensory stimulation)

3

1

2

1

3

© 2019 IBCCES ALL RIGHTS RESERVED

Participant Guidelines

- Gently Rocking Gondola
- Continuous circular motion
- Minimal Sensory Impact
- Sound of machinery
- Minimal Sensory Impact
- Potential for Motion Sickness/Dizziness
- Shaded gondolas
- Lit at night

© 2019 IBCCES ALL RIGHTS RESERVED

Activity Summary

Find out why the Ferris wheel is an enduring classic.

© 2019 IBCCES ALL RIGHTS RESERVED

Great American Road Race

RIDE DESCRIPTION:

High Thrill

A driving attraction with sharp turns, sudden stops and possible bumps.

HEIGHT RESTRICTION:

Riders must be at least 40"/104cm tall to be a passenger. Must be at least 58"/147cm tall to be a driver.

PHYSICAL REQUIREMENTS:

Drivers must exhibit sufficient visual acuity to operate the car safely. Drivers and passengers must maintain an upright seated position with their back against the seatback at all times during the ride durations. Arms, hands, legs, and feet must remain inside the go kart at all times. Drivers and passengers must have one (1) naturally fully formed and functioning arm, and two (2) naturally fully formed and functioning legs, **OR** leg prosthetics which allow pedal control for both legs. Drivers must have the ability to hold and turn the steering wheel along with foot pedal control of the gas and brake pedal. Passengers must meet all the requirements to ensure safe vehicle and restraint operation.

Casts may not restrict the rider from bending the elbow or knee, and may not restrict the restraints in any way.

Drivers and passengers must have the ability to step up and down into the ride vehicle or have the ability to transfer from a wheelchair to the go kart.

Any Guest who is driving a passenger must be at least 18 years of age.

Hair longer than shoulder length should be tied up and tucked in.

An additional fee is required to ride.

Riders who do not meet the extremity requirements may be able to ride Great American Road Race by utilizing a Supplemental Restraint Harness, if all other requirements are met.

RIDE ACCESS:

An additional fee is required for this ride. Go to the Extreme Booth to purchase a ticket.

Guests using a manual or electric wheelchair or an ECV should proceed to the entrance.

LOOSE ARTICLE POLICY:

Loose articles are not permitted on the ride and must be secured in buttoned pockets, zippered pockets, or on the side. All loose articles which cannot be secured must be locked in a locker, with a non-rider or left on side platform

IBCCES Sensory Guide™

TOUCH



5

TASTE



1

SOUND



5

SMELL



3

SIGHT



5

Sensory Level (1 = low sensory stimulation, 10 = high sensory stimulation)

© 2019 IBCCES ALL RIGHTS RESERVED

Participant Guidelines

- Tight corners
- High speed
- Restrictive restraint
- Minimum sensory impact
- Loud engine
- Fumes from engine
- Motion sickness/dizziness may occur
- Drive through shaded and non-shaded areas

© 2019 IBCCES ALL RIGHTS RESERVED

GREEN LANTERN

RIDE DESCRIPTION:

High Thrill

A high speed roller coaster with high speed and multiple inversions.

HEIGHT RESTRICTION:

Riders must be at least 54"/137cm tall to ride this ride.

PHYSICAL REQUIREMENTS:

Each rider must maintain an upright standing position with their back against the seatback during the duration of the ride and their arms, hands, legs, and feet inside the ride vehicle at all times. In addition, riders must possess one (1) naturally fully formed and functioning arm absent of prosthetic devices and two (2) naturally fully formed and functioning legs absent of prosthetic devices. Riders must also be able to stand unassisted. Prosthetics are not permitted.

Casts are not permitted

Riders using a wheelchair must transfer from the wheelchair onto the ride.

Strobe lights are present at this ride.

Riders who do not meet the extremity requirements may be able to ride GREEN LANTERN by utilizing a Supplemental Restraint Harness, if all other requirements are met.

SIZE LIMITATION:

Due to the design of the seating safety device on this ride, exceptionally large or tall people may not be able to ride. A test seat is available at the ride entrance.

RIDE ACCESS:

Guests using a manual or electric wheelchair or an ECV should proceed to the Ride Exit and present a valid Attraction Access Pass to receive a wait time. Guests may utilize the ride exit ramp after their time has elapsed.

LOOSE ARTICLE POLICY:

Loose articles are not permitted on the ride and must be secured in buttoned pockets, zippered pockets, or on the side. All loose articles which cannot be secured must be locked in a locker, with a non-rider or left on side platform

Glasses may only be worn if they are secured with a tight strap; while no headwear is permitted on the ride. Secure religious headwear is permitted

IBCCES Sensory Guide™

TOUCH



TASTE



SOUND



SMELL



SIGHT



Sensory Level (1 = low sensory stimulation, 10 = high sensory stimulation)

8

1

7

1

7

© 2019 IBCCES ALL RIGHTS RESERVED

Participant Guidelines

- Restrictive restraints
- Inversions
- Loops
- Drops
- Minimum sensory impact
- Close proximity to other guests
- Mechanical sound
- Minimum sensory impact
- Motion sickness/dizziness may occur
- Optical illusions
- Height

© 2019 IBCCES ALL RIGHTS RESERVED

HARLEY QUINN Crazy Train

RIDE DESCRIPTION:

Moderate Ride

A family coaster with gentle drops and quick turns.

HEIGHT RESTRICTION:

Riders must be at least 48"/122 cm tall to ride unaccompanied. Between 41"/104cm – 48"/122cm may ride if accompanied by an adult.

PHYSICAL REQUIREMENTS:

Each rider must maintain in an upright seated position with their back against the seatback during the duration of the ride and their arms, hands, legs, and feet inside the ride vehicle at all times. In addition, riders must possess at least one (1) naturally fully formed and functioning arm absent of prosthetic devices and two (2) naturally fully formed and functioning legs absent of prosthetic devices.

Casts are not permitted

Riders must step up and down into the ride vehicle and will need to transfer from a wheelchair to the ride vehicle.

Riders who do not meet the extremity requirements may be able to ride HARLEY QUINN by utilizing a Supplemental Restraint Harness, if all other requirements are met.

RIDE ACCESS:

Guests using a manual or electric wheelchair or an ECV should proceed to the exit and present a valid Attraction Access Pass to a Team Member at the exit.

LOOSE ARTICLE POLICY:

Loose articles are not permitted on the ride and must be secured in buttoned pockets, zippered pockets, or on the side.

Glasses may only be worn if they are secured with a tight strap; while no headwear is permitted on the ride. Secure religious headwear is permitted

IBCCES Sensory Guide™

TOUCH



TASTE



SOUND



SMELL



SIGHT



Sensory Level (1 = low sensory stimulation, 10 = high sensory stimulation)

5

1

4

1

4

© 2019 IBCCES ALL RIGHTS RESERVED

Participant Guidelines

- Twists and turns
- Elevation changes
- Minimum sensory impact
- Close proximity to other guests
- Mechanical sounds
- Minimum sensory impact
- Motion sickness/dizziness may occur

© 2019 IBCCES ALL RIGHTS RESERVED

Activity Summary

Get ready for major thrills on this serpent-shaped coaster that hisses down a long 1,200-foot course.

© 2019 IBCCES ALL RIGHTS RESERVED

Houdini's Great Escape

RIDE DESCRIPTION:

Moderate Ride

A moderate ride/attraction with an oscillating, up and down motion.

HEIGHT RESTRICTION:

Riders must be at least 48"/122cm tall to ride unaccompanied. Guests under 48"/122cm may ride if accompanied by an adult. Lap Children are not allowed.

PHYSICAL REQUIREMENTS:

Each rider must maintain in an upright seated position with their back against the seatback during the duration of the ride and their arms, hands, legs, and feet inside the ride vehicle at all times. In addition, riders must possess at least one (1) naturally fully formed and functioning arm absent of prosthetic devices and one (1) naturally fully formed and functioning leg absent of prosthetic devices.

Casts may not restrict the rider from bending the elbow or knee, and may not restrict the restraints in any way.

Riders using a wheelchair must transfer from the wheelchair onto the ride.

Strobe lights are present at this ride.

RIDE ACCESS:

Guests using a manual or electric wheelchair or an ECV should proceed to the exit and present a valid Attraction Access Pass to a Team Member at the exit.

LOOSE ARTICLE POLICY:

Loose articles are not permitted on the ride and must be secured in buttoned pockets, zippered pockets, or must be placed in the exit hallway in the cubbies provided.

IBCCES Sensory Guide™

TOUCH



TASTE



SOUND



SMELL



SIGHT



Sensory Level (1 = low sensory stimulation, 10 = high sensory stimulation)

5

1

7

1

7

© 2019 IBCCES ALL RIGHTS RESERVED

Participant Guidelines

- Close proximity to other guests
- Minimum sensory impact
- Intimidating soundscape
- Close proximity to other guests
- Minimum sensory impact
- Potential for Motion Sickness/Dizziness
- Dark
- Optical illusions
- Flashing lights

© 2019 IBCCES ALL RIGHTS RESERVED

Activity Summary

Would you like a side of chills with your thrills?

© 2019 IBCCES ALL RIGHTS RESERVED

Jersey Devil Coaster

RIDE DESCRIPTION:

High Thrill

An intense roller coaster with quick acceleration, high speeds, steep drops, and inverted turns.

HEIGHT RESTRICTION:

Riders must be at least 48"/122cm tall to ride.

PHYSICAL REQUIREMENTS:

Each rider must maintain in an upright seated position with their back against the seatback during the duration of the ride and their arms, hands, legs, and feet inside the ride vehicle at all times. In addition, riders must possess at least one (1) naturally fully formed and functioning arm absent of prosthetic devices and two (2) naturally fully formed and functioning legs absent of prosthetic devices.

Prosthetics are not permitted.

Casts may not restrict the rider from bending the elbow or knee, and may not restrict the restraints in any way.

Riders using a wheelchair must transfer from the wheelchair onto the ride.

Guest must be able to step up and down into ride unit.

Guests must be able to navigate down a ladder in the event of a ride evacuation.

Riders who do not meet the extremity requirements may be able to ride Jersey Devil Coaster by utilizing a Supplemental Restraint Harness, if all other requirements are met.

RIDE ACCESS:

Guests using a manual or electric wheelchair or an ECV should proceed to the exit and present a valid Attraction Access Pass to a Team Member at the exit.

LOOSE ARTICLE POLICY:

Loose articles are not permitted on the ride and must be secured with a non-rider or secured in a locker. Loose articles of any kind (including but not limited to purses, backpacks, beverage containers, cell phones and keys) may not be taken past the queue entrance and cannot be left on the load/unload platform.

Glasses may only be worn if they are secured with a tight strap; while no headwear is permitted on the ride. Secure religious headwear is permitted

IBCCES Sensory Guide™

TOUCH



TASTE



SOUND



SMELL



SIGHT



Sensory Level (1 = low sensory stimulation, 10 = high sensory stimulation)

8

1

6

1

7

© 2019 IBCCES ALL RIGHTS RESERVED

Participant Guidelines

- Great height
- Wind blowing
- Restrictive restraint
- Twists and turns
- High speed
- Loops
- Minimum sensory impact
- Close proximity to other guests
- Minimum sensory impact
- Motion sickness/dizziness may occur
- Great height
- Optical illusions

© 2019 IBCCES ALL RIGHTS RESERVED

Activity Summary

Take a devilish ride through the Pine Barrens in your journey to spot the legendary Jersey Devil!

© 2019 IBCCES ALL RIGHTS RESERVED

Jolly Roger

RIDE DESCRIPTION:

Moderate Ride

A moderate ride with circulating up and down motion.

HEIGHT RESTRICTION:

Riders must be at least 48"/122cm tall to ride unaccompanied. Guests under 48"/122cm may ride if accompanied by an adult. Lap Children are not allowed.

PHYSICAL REQUIREMENTS:

Each rider must maintain in an upright seated position with their back against the seatback during the duration of the ride and their arms, hands, legs, and feet inside the ride vehicle at all times. In addition, riders must possess at least one (1) naturally fully formed and functioning arm absent of prosthetic devices and one (1) naturally fully formed and functioning leg absent of prosthetic devices.

Leg casts are not permitted.

Arm casts may not restrict the rider from bending the elbow and may not restrict the restraints in any way.

Riders using a wheelchair must transfer from the wheelchair onto the ride.

Guest must be able to step up into ride unit.

Riders who do not meet the extremity requirements may be able to ride Jolly Roger by utilizing a Supplemental Restraint Harness, if all other requirements are met.

RIDE ACCESS:

Guests using a manual or electric wheelchair or an ECV should proceed to the exit and present a valid Attraction Access Pass to a Team Member at the exit.

LOOSE ARTICLE POLICY:

Loose articles are permitted on this ride.

IBCCES Sensory Guide™

TOUCH



TASTE



SOUND



SMELL



SIGHT



Sensory Level (1 = low sensory stimulation, 10 = high sensory stimulation)

6

1

4

1

5

© 2019 IBCCES ALL RIGHTS RESERVED

Participant Guidelines

- Lap restraint
- Circular, wavy motion
- High speed
- Minimum sensory impact
- Close proximity to other guests
- Mechanical sound
- Minimum sensory impact
- Motion sickness/dizziness may occur

© 2019 IBCCES ALL RIGHTS RESERVED

Activity Summary

It's a pirates goal to find some treasure on this delightfully dizzying spinning ride.

© 2019 IBCCES ALL RIGHTS RESERVED

JUSTICE LEAGUE: Battle for Metropolis

RIDE DESCRIPTION:

Moderate Ride

An interactive dark ride with turns and spins.

HEIGHT RESTRICTION:

Riders must be at least 48"/122cm to ride unaccompanied. Riders between 42"/107cm and 48"/122cm must ride with a rider at least 14 years of age and must be seated in the middle or right seat of the row.

PHYSICAL REQUIREMENTS:

Each rider must maintain in an upright seated position with their back against the seatback during the duration of the ride and their arms, hands, legs, and feet inside the ride vehicle at all times. Riders must stabilize themselves throughout the entire ride cycle in order to ride. In addition, riders must possess two (2) naturally fully formed functioning arms absent of prosthetic devices and at least one (1) naturally functioning leg absent of a prosthetic device.

Casts may not restrict the rider from bending the elbow or knee, and may not restrict the restraints in any way.

Riders using a wheelchair must transfer from the wheelchair onto the ride.

Strobe lights are present at this ride.

Riders who do not meet the extremity requirements may be able to ride JUSTICE LEAGUE: Battle for Metropolis by utilizing a Supplemental Restraint Harness, if all other requirements are met.

RIDE ACCESS:

Guests using a manual or electric wheelchair or an ECV should proceed to the FLASH pass entrance and present a valid Attraction Access Pass to a Team Member at the FLASH pass entrance

LOOSE ARTICLE POLICY:

Loose articles are permitted on this ride. Sports bottles must be placed on the cup rack. No drinks are permitted on the ride.

IBCCES Sensory Guide™

TOUCH



5

TASTE



1

SOUND



5

SMELL



1

SIGHT



6

Sensory Level (1 = low sensory stimulation, 10 = high sensory stimulation)

© 2019 IBCCES ALL RIGHTS RESERVED

Participant Guidelines

- Sharp twists and turns
- 4D glasses
- Handheld gun
- Restrictive lap bar
- Minimum sensory impact
- Loud Soundscape
- Close proximity to other guests
- Minimum sensory impact
- Interactive dark ride
- 4D effects
- Special Effects
- Flashing lights
- Fog and Fire Effects

© 2019 IBCCES ALL RIGHTS RESERVED

Activity Summary

4D interactive ride.

© 2019 IBCCES ALL RIGHTS RESERVED

Kingda Ka

RIDE DESCRIPTION:

High Thrill

An intense roller coaster with quick acceleration, high speeds, steep drops, fast turns and inverted turns.

HEIGHT RESTRICTION:

Riders must be at least 54"/137cm tall to ride this ride.

PHYSICAL REQUIREMENTS:

Each rider must maintain in an upright seated position with their back against the seatback during the duration of the ride and their arms, hands, legs, and feet inside the ride vehicle at all times. In addition, riders must possess at least one (1) naturally fully formed and functioning arm absent of prosthetic devices and two (2) naturally fully formed and functioning legs absent of prosthetic devices.

Prosthetics are not permitted.

Casts may not restrict the rider from bending the elbow or knee, and may not restrict the restraints in any way.

Riders must step up and down into the ride vehicle and will need to transfer from a wheelchair to the ride vehicle.

Strobe lights are present at this ride.

Guest must be able to navigate down a ladder in the event of a ride evacuation.

Riders who do not meet the extremity requirements may be able to ride Kingda Ka by utilizing a Supplemental Restraint Harness, if all other requirements are met.

SIZE LIMITATION:

Due to the design of the seating safety device on this ride, exceptionally large or tall people may not be able to ride. A test seat is available at the ride entrance.

RIDE ACCESS:

Guests using a manual or electric wheelchair or an ECV should proceed through the main queue line.

LOOSE ARTICLE POLICY:

Loose articles are not permitted on the ride and must be secured with a non-rider or secured in a locker. Loose articles of any kind (including but not limited to purses, backpacks, beverage containers, cell phones and keys) may not be taken past the queue entrance and cannot be left on the load/unload platform.

Glasses may only be worn if they are secured with a tight strap; while no headwear is permitted on the ride. Secure religious headwear is permitted

IBCCES Sensory Guide™

TOUCH



TASTE



SOUND



SMELL



SIGHT



Sensory Level (1 = low sensory stimulation, 10 = high sensory stimulation)

7

1

6

1

7

© 2019 IBCCES ALL RIGHTS RESERVED

Participant Guidelines

- Restrictive restraints
- High speed
- Launch
- Huge climbs and drops
- Twists and turns
- Minimum sensory impact
- Close proximity to other guests
- Mechanical sounds
- Minimum sensory impact
- Motion sickness/dizziness may occur
- Heights
- Optical illusions

© 2019 IBCCES ALL RIGHTS RESERVED

Activity Summary

Bolt from 0 to 128 mph in 3.5 seconds to the top of a 456-foot high track.

Lil' Devil Coaster

RIDE DESCRIPTION:

Moderate
A family coaster with gentle drops and quick turns.

HEIGHT RESTRICTION:

Riders must be at 42"/107cm to ride. Guests under 42"/107cm may ride if accompanied by an adult.

PHYSICAL REQUIREMENTS:

Each rider must maintain in an upright seated position with their back against the seatback during the duration of the ride and their arms, hands, legs, and feet inside the ride vehicle at all times. In addition, riders must possess at least one (1) naturally fully formed and functioning arm absent of prosthetic devices and two (2) naturally fully formed and functioning legs absent of prosthetic devices **OR** two (2) naturally fully formed and functioning arms absent of prosthetic devices and one (1) naturally fully formed and functioning leg absent of prosthetic devices.

No leg casts.

Arm casts may not restrict the rider from bending the elbow and may not restrict the restraints in any way.

Riders using a wheelchair must transfer from the wheelchair onto the ride.

Guest must be able to step up into ride unit.

Riders who do not meet the extremity requirements may be able to ride Lil' Devil Coaster by utilizing a Supplemental Restraint Harness, if all other requirements are met.

RIDE ACCESS:

Guests using a manual or electric wheelchair or an ECV should proceed to the exit and present a valid Attraction Access Pass to a Team Member at the exit.

LOOSE ARTICLE POLICY:

Loose articles are not permitted on the ride and must be secured in buttoned pockets, zippered pockets, or on the side. All loose articles which cannot be secured must be locked in a locker, with a non-rider or left on the side platform

Glasses may only be worn if they are secured with a tight strap; while no headwear is permitted on the ride. Secure religious headwear is permitted

IBCCES Sensory Guide™

TOUCH



4

TASTE



1

SOUND



3

SMELL



1

SIGHT



4

Sensory Level (1 = low sensory stimulation, 10 = high sensory stimulation)

© 2019 IBCCES ALL RIGHTS RESERVED

Participant Guidelines

- Small hills
- Twists and turns
- Minimum sensory impact
- Mechanical sound
- Minimum sensory impact
- Potential for Motion Sickness/Dizziness
- Direct light

© 2019 IBCCES ALL RIGHTS RESERVED

Activity Summary

This junior coaster is big on excitement for daredevils-in-training.

© 2019 IBCCES ALL RIGHTS RESERVED

Medusa

RIDE DESCRIPTION:

High Thrill

An exciting roller coaster with high speed turns, steep drops inversions and sudden stops.

HEIGHT RESTRICTION:

Riders must be at least 54"/137cm tall to ride.

PHYSICAL REQUIREMENTS:

Each rider must maintain in an upright seated position with their head against the headrest during the duration of the ride and their arms, hands, legs, and feet inside the ride vehicle at all times. In addition, riders must possess two (2) naturally fully formed and functioning arms absent of prosthetic devices and two (2) legs to the knee **OR** one (1) naturally fully formed and functioning arm absent of prosthetic devices and two (2) naturally fully formed and functioning legs absent of prosthetic devices.

Prosthetics are not permitted.

Casts are not permitted.

Riders using a wheelchair must transfer from the wheelchair onto the ride.

Strobe lights are present at this ride.

Riders who do not meet the extremity requirements may be able to ride Medusa by utilizing a Supplemental Restraint Harness, if all other requirements are met.

SIZE LIMITATION:

Due to the design of the seating safety device on this ride, exceptionally large or tall people may not be able to ride. A special seat in Row 5 of each train is meant to accommodate Guests with larger body proportions.

RIDE ACCESS:

Guests using a manual or electric wheelchair or an ECV should proceed to the exit present a valid Attractions Access Pass to receive a wait time. Guests may utilize the ride exit ramp after their time has elapsed.

LOOSE ARTICLE POLICY:

Loose articles are not permitted on the ride and must be secured in buttoned pockets, zippered pockets, or on the side. All loose articles which cannot be secured must be locked in a locker, with a non-rider or left on the side platform

Glasses may only be worn if they are secured with a tight strap; while no headwear is permitted on the ride. Secure religious headwear is permitted

IBCCES Sensory Guide™

TOUCH



TASTE



SOUND



SMELL



SIGHT



Sensory Level (1 = low sensory stimulation, 10 = high sensory stimulation)

8

1

7

1

8

© 2019 IBCCES ALL RIGHTS RESERVED

Participant Guidelines

- Hang upside down
- Great height
- Wind blowing
- Restrictive restraint
- Feet dangle
- High Speed
- Minimum sensory impact
- Sound of machinery
- Close proximity to other guests
- Minimum sensory impact
- Motion Sickness/Dizziness may occur
- Great height

© 2019 IBCCES ALL RIGHTS RESERVED

Activity Summary

© 2019 IBCCES ALL RIGHTS RESERVED

Nitro

RIDE DESCRIPTION:

High Thrill

A high-speed ride with sudden acceleration, steep drops and sudden stops.

HEIGHT RESTRICTION:

Riders must be at least 54"/137cm tall to ride this ride.

PHYSICAL REQUIREMENTS:

Each rider must maintain in an upright seated position with their back against the seatback during the duration of the ride and their arms, hands, legs, and feet inside the ride vehicle at all times. In addition, riders must possess two (2) naturally fully formed and functioning arms absent of prosthetic devices and two (2) legs to the ankle **OR** one (1) naturally fully formed and functioning arm absent of prosthetic devices and two (2) naturally fully formed and functioning legs absent of prosthetic devices.

Prosthetics are not permitted.

Casts are not permitted

Riders using a wheelchair must transfer from the wheelchair onto the ride.

Strobe lights are present at this ride.

Riders who do not meet the extremity requirements may be able to ride Nitro by utilizing a Supplemental Restraint Harness, if all other requirements are met.

SIZE LIMITATION:

Due to the design of the seating safety device on this ride, exceptionally large or tall people may not be able to ride. A test seat is available at the ride entrance.

RIDE ACCESS:

Guests using a manual or electric wheelchair or an ECV should proceed to the Ride exit and present a valid Attraction Access Pass to receive a wait time. Guests may utilize the ride exit ramp after their time has elapsed.

LOOSE ARTICLE POLICY:

Loose articles are not permitted on the ride and must be secured in a buttoned or zippered pocket. All loose articles which cannot be secured in a buttoned or zippered or left to the side of the platform must be locked in a locker or with a non-rider
Glasses may only be worn if they are secured with a tight strap; while no headwear is permitted on the ride. Secure religious headwear is permitted

IBCCES Sensory Guide™

TOUCH



TASTE



SOUND



SMELL



SIGHT



Sensory Level (1 = low sensory stimulation, 10 = high sensory stimulation)

8

1

8

1

8

© 2019 IBCCES ALL RIGHTS RESERVED

Participant Guidelines

- Restrictive restraint
- 4Gs
- High banking twists and turns
- Huge drops
- Minimum sensory impact
- Sound of other riders screaming
- Air rushing past ears
- Minimum sensory impact
- Natural lighting
- Motion sickness/dizziness may occur
- Fast moving scenery
- Optical illusions

© 2019 IBCCES ALL RIGHTS RESERVED

Activity Summary

As far as roller coasters go, there are beast, there are giants and then there is Nitro.

Porky Pig Camp Wagons

RIDE DESCRIPTION:

Mild Ride

A circular ride with elevation.

HEIGHT RESTRICTION:

Riders must be at least 42"/107cm tall to ride unaccompanied. Guests under 42"/107cm may ride if accompanied by an adult.

PHYSICAL REQUIREMENTS:

Each rider must maintain an upright seated position with their back against the seatback during the duration of the ride and their arms, hands, legs, and feet inside the ride vehicle at all times.

Casts may not restrict the rider from bending the elbow or knee, and may not restrict the restraints in any way.

Riders using a wheelchair must transfer from the wheelchair onto the ride.

Guest must be able to step up into ride unit.

RIDE ACCESS:

Guests using a manual or electric wheelchair or an ECV should proceed to the entrance and present a valid Attraction Access Pass to a Team Member at the entrance.

LOOSE ARTICLE POLICY:

Loose articles are permitted on this ride. Bags must be secured with a strap across the chest. Purses and small bags secured around the rider's shoulder are permitted. All other bags must be left on the side.

IBCCES Sensory Guide™

TOUCH



2

TASTE



1

SOUND



2

SMELL



1

SIGHT



2

Sensory Level (1 = low sensory stimulation, 10 = high sensory stimulation)

© 2019 IBCCES ALL RIGHTS RESERVED

Participant Guidelines

- Elevation change
- Minimum sensory impact
- Mechanical sound
- Minimum sensory impact
- Motion sickness/dizziness may occur
- Shaded seats

© 2019 IBCCES ALL RIGHTS RESERVED

Raja's Rickshaws

RIDE DESCRIPTION:

Mild Ride
A gentle circular ride.

HEIGHT RESTRICTION:

Riders must be under 48"/122cm tall to ride this ride. Lap Children are not allowed.

PHYSICAL REQUIREMENTS:

Each rider must maintain in an upright seated position with their back against the seatback during the duration of the ride and their arms, hands, legs, and feet inside the ride vehicle at all times. In addition, riders must possess at least one (1) naturally fully formed and functioning arm absent of prosthetic devices and one (1) naturally fully formed and functioning leg absent of prosthetic devices.

Casts may not restrict the rider from bending the elbow or knee, and may not restrict the restraints in any way.

Riders using a wheelchair must transfer from the wheelchair onto the ride.

Guest must be able to step up into ride unit.

Riders who do not meet the extremity requirements may be able to ride Raja's Rickshaws by utilizing a Supplemental Restraint Harness, if all other requirements are met.






RIDE ACCESS:

Guests using a manual or electric wheelchair or an ECV should proceed to the entrance and present a valid Attraction Access Pass to a Team Member at the entrance.

LOOSE ARTICLE POLICY:

Loose articles are permitted on this ride.

IBCCES Sensory Guide™

TOUCH	TASTE	SOUND	SMELL	SIGHT
				
Sensory Level (1 = low sensory stimulation, 10 = high sensory stimulation)				
2	1	2	1	2
<small>© 2019 IBCCES ALL RIGHTS RESERVED</small>				

Participant Guidelines

- Circular motion
- Minimum sensory impact
- Close proximity to other guests
- Mechanical sounds
- Minimum sensory impact
- Motion sickness/dizziness may occur

Roaring Rapids

RIDE DESCRIPTION:

Moderate Ride

A family raft ride through white water with splashes and turns.

HEIGHT RESTRICTION:

Riders must be at least 42"/107cm tall to ride unaccompanied. Guests under 42"/107cm but taller than 36"/91cm may ride if accompanied by an adult.

PHYSICAL REQUIREMENTS:

Each rider must maintain in an upright seated position with their back against the seatback during the duration of the ride and their arms, hands, legs, and feet inside the ride vehicle at all times. In addition, riders must possess at least one (1) naturally fully formed and functioning arm absent of prosthetic devices and one (1) naturally fully formed and functioning leg absent of prosthetic devices.

Casts may not restrict the rider from bending the elbow or knee, and may not restrict the restraints in any way.

Riders using a wheelchair must transfer from the wheelchair onto the ride.

Personal flotation devices are available upon request prior to boarding the ride.

Guest must be able to navigate down a ladder in the event of a ride evacuation.

RIDE ACCESS:

Guests using a manual or electric wheelchair or an ECV should proceed to the Ride Exit and present a valid Attraction Access Pass to receive a wait time. Guests may utilize the handicap entrance, located across from the Nitro Flash Pass Entrance.

LOOSE ARTICLE POLICY:

Loose articles are permitted on the ride.

IBCCES Sensory Guide™

TOUCH



5

TASTE



2

SOUND



3

SMELL



2

SIGHT



4

Sensory Level (1 = low sensory stimulation, 10 = high sensory stimulation)

© 2019 IBCCES ALL RIGHTS RESERVED

Participant Guidelines

- Will get wet
- Bump into walls
- Rocking motion in rapids
- Spins in current
- Chance water will get in mouth
- Guest screams
- Water rushing
- Chlorinated scent
- Potential for Motion Sickness/Dizziness
- Direct light
- Water may splash in eyes
- Some shaded sections

© 2019 IBCCES ALL RIGHTS RESERVED

Activity Summary

Ride the ultimate white water rafting experience.

© 2019 IBCCES ALL RIGHTS RESERVED

Runaway Mine Train

RIDE DESCRIPTION:

High Thrill
 A high speed roller coaster with steep drops, fast turns and sudden stops

HEIGHT RESTRICTION:

Riders must be at least 44"/112cm tall to ride this ride.

PHYSICAL REQUIREMENTS:

Each rider must maintain in an upright seated position with their back against the seatback during the duration of the ride and their arms, hands, legs, and feet inside the ride vehicle at all times. In addition, riders must possess at least one (1) naturally fully formed and functioning arm absent of prosthetic devices and two (2) naturally fully formed and functioning legs absent of prosthetic devices **OR** two (2) naturally fully formed and functioning arms absent of prosthetic devices and one (1) naturally fully formed and functioning leg absent of prosthetic devices.

Prosthetics are not permitted.
 Casts may not restrict the rider from bending the elbow or knee, and may not restrict the restraints in any way.
 Riders using a wheelchair must transfer from the wheelchair onto the ride.
 Guest must be able to navigate down a ladder in the event of a ride evacuation.
 Riders who do not meet the extremity requirements may be able to ride Runaway Mine Train by utilizing a Supplemental Restraint Harness, if all other requirements are met.

SIZE LIMITATION:

Due to the design of the seating safety device on this ride, exceptionally large or tall people may not be able to ride.






RIDE ACCESS:

Guests using a manual or electric wheelchair or an ECV should proceed to the FLASH pass entrance and present a valid Attraction Access Pass to a Team Member at the FLASH pass entrance.

LOOSE ARTICLE POLICY:

Loose articles are not permitted on the ride and must be secured in a buttoned or zippered pocket. All loose articles which cannot be secured in a buttoned or zippered or left to the side of the platform must be locked in a locker or with a non-rider
 Glasses may only be worn if they are secured with a tight strap; while no headwear is permitted on the ride. Secure religious headwear is permitted

IBCCES Sensory Guide™

TOUCH	TASTE	SOUND	SMELL	SIGHT
				
Sensory Level (1 = low sensory stimulation, 10 = high sensory stimulation)				
5	1	4	1	4

© 2019 IBCCES ALL RIGHTS RESERVED

Participant Guidelines

<ul style="list-style-type: none"> • Dips, dives and turns • 38 mph • 60 ft drop • Lap restraint 	<ul style="list-style-type: none"> • Minimum sensory impact 	<ul style="list-style-type: none"> • Mechanical noise • Guest screams 	<ul style="list-style-type: none"> • Minimum sensory impact • Potential for Motion Sickness/Dizziness • Direct light • Dark tunnel
--	--	---	--

© 2019 IBCCES ALL RIGHTS RESERVED

Activity Summary

© 2019 IBCCES ALL RIGHTS RESERVED

Safari Off Road Adventure

RIDE DESCRIPTION:

Mild Ride an attraction that allows you to get up close and personal with the animals in the Safari. Trucks goes off road through rough terrain.

HEIGHT RESTRICTION:

Riders must be at least 54"/137cm tall to ride unaccompanied. Guests under 54"/137cm may ride if accompanied by a responsible person.

PHYSICAL REQUIREMENTS:

Each rider must maintain in an upright seated position with their back against the seatback during the duration of the ride and their arms, hands, legs, and feet inside the ride vehicle at all times. Full leg or arm casts are permitted. Lap children are permitted. Guests with infants must sit in the middle seats. Not all wheelchairs may meet the safety requirements of the on board restraints. Riders using an electric wheelchair or an ECV must transfer into a manual wheelchair in the Safari station or utilize a seat on the truck.

RIDE ACCESS:

Guests using a manual or electric wheelchair or an ECV should proceed to the entrance and present a valid Attraction Access Pass to the Ride Attendant to receive a wait time. Guest will board through the exit after their time has elapsed.

LOOSE ARTICLE POLICY:

Loose articles are permitted on Safari Off Road Adventure

IBCCES Sensory Guide™

TOUCH



TASTE



SOUND



SMELL



SIGHT



Sensory Level (1 = low sensory stimulation, 10 = high sensory stimulation)

3

1

3

2

3

© 2019 IBCCES ALL RIGHTS RESERVED

Participant Guidelines

- Ride in truck on dirt path
- Minimal sensory impact
- Mechanical sounds
- Close proximity to other guests
- Animal scents
- Motion sickness/dizziness may occur
- Shaded ride

© 2019 IBCCES ALL RIGHTS RESERVED

Activity Summary

The ultimate safari is right in your own backyard.

Saw Mill Log Flume

RIDE DESCRIPTION:

Moderate Ride
 A family raft ride with turns, drops and splashes.

HEIGHT RESTRICTION:

Riders must be at least 46"/117cm tall to ride. Guests under 46"/117cm may ride if accompanied by an adult. Lap Children are not allowed.

PHYSICAL REQUIREMENTS:






Each rider must maintain in an upright seated position during the duration of the ride and their arms, hands, legs, and feet inside the ride vehicle at all times. In addition, riders must possess at least one (1) naturally fully formed and functioning arm absent of prosthetic devices and one (1) naturally fully formed and functioning leg absent of prosthetic devices. Casts may not restrict the rider from bending the elbow or knee, and may not restrict the restraints in any way. Riders using a wheelchair must transfer from the wheelchair onto the ride. Strobe lights are present at this ride.

RIDE ACCESS:

Guests using a manual or electric wheelchair or an ECV should proceed to the FLASH pass entrance and present a valid Attraction Access Pass to a Team Member at the FLASH pass entrance

LOOSE ARTICLE POLICY:

Loose articles are permitted on the ride.

IBCCES Sensory Guide™				
TOUCH	TASTE	SOUND	SMELL	SIGHT
				
Sensory Level (1 = low sensory stimulation, 10 = high sensory stimulation)				
4	2	2	2	3
© 2019 IBCCES ALL RIGHTS RESERVED				
Participant Guidelines				
<ul style="list-style-type: none"> • Could get slightly wet • Bumps into side of the course • Significant drop 	<ul style="list-style-type: none"> • Slight chance of water in mouth 	<ul style="list-style-type: none"> • Mechanical noise • Splashing noise • Guest screams 	<ul style="list-style-type: none"> • Chlorinated scent 	<ul style="list-style-type: none"> • Potential for Motion Sickness/Dizziness • Direct sunlight
© 2019 IBCCES ALL RIGHTS RESERVED				
Activity Summary				
Make a splash on this flume ride down a mountain river, with breathtaking views and heart-pumping drops!				
© 2019 IBCCES ALL RIGHTS RESERVED				

Skull Mountain

RIDE DESCRIPTION:

High Thrill

A high speed roller coaster with steep drops, fast turns and sudden stops

HEIGHT RESTRICTION:

Riders must be at least 48"/122cm tall but no taller than 77"/195cm tall to ride unaccompanied, 44"/112cm – 48"/122cm must be accompanied by an adult.

PHYSICAL REQUIREMENTS:

Each rider must maintain in an upright seated position with their back against the seatback during the duration of the ride and their arms, hands, legs, and feet inside the ride vehicle at all times. In addition, riders must possess at least one (1) naturally fully formed and functioning arm absent of prosthetic devices and two (2) naturally fully formed and functioning legs absent of prosthetic devices **OR** two (2) naturally fully formed and functioning arms absent of prosthetic devices and one (1) naturally fully formed and functioning leg absent of prosthetic devices.

Prosthetics are not permitted.

Casts may not restrict the rider from bending the elbow or knee, and may not restrict the restraints in any way.

Riders using a wheelchair must transfer from the wheelchair onto the ride.

Strobe lights are present at this ride.

Riders who do not meet the extremity requirements may be able to ride Skull Mountain by utilizing a Supplemental Restraint Harness, if all other requirements are met.

RIDE ACCESS:

Guests using a manual or electric wheelchair or an ECV should proceed to the Ride exit and present a valid Attraction Access Pass to receive a wait time. Guests may utilize the ride exit ramp after their time has elapsed.

LOOSE ARTICLE POLICY:

Loose articles are not permitted on the ride and must be secured in a buttoned or zippered pocket. All loose articles which cannot be secured in a buttoned or zippered or left to the side of the platform must be locked in a locker or with a non-rider

Glasses may only be worn if they are secured with a tight strap; while no headwear is permitted on the ride. Secure religious headwear is permitted

IBCCES Sensory Guide™

TOUCH



TASTE



SOUND



SMELL



SIGHT



Sensory Level (1 = low sensory stimulation, 10 = high sensory stimulation)

5

1

6

1

3

© 2019 IBCCES ALL RIGHTS RESERVED

Participant Guidelines

- | | | | | |
|---|--|---|--|--|
| <ul style="list-style-type: none"> • Dark ride • Drops • Twists and turns • Banks and wavy drop | <ul style="list-style-type: none"> • Minimum sensory impact | <ul style="list-style-type: none"> • Mechanical sounds • Close proximity to other guests • Sound effects | <ul style="list-style-type: none"> • Minimum sensory impact | <ul style="list-style-type: none"> • Motion sickness/dizziness may occur • Dark ride • Light and fog effect |
|---|--|---|--|--|

© 2019 IBCCES ALL RIGHTS RESERVED

Activity Summary

Tunnel into a fully immersive world of adventure on this all indoor coaster – in total darkness!

© 2019 IBCCES ALL RIGHTS RESERVED

Sky Screamer

RIDE DESCRIPTION:

High Thrill
 An exciting, high speed, swing ride with circular motion

HEIGHT RESTRICTION:

Riders must be at least 48"/122cm tall to ride unaccompanied, 44"/112cm – 48"/122cm must be accompanied by an adult.

PHYSICAL REQUIREMENTS:

Each rider must maintain in an upright seated position with their back against the seatback during the duration of the ride and their arms, hands, legs, and feet inside the ride vehicle at all times. In addition, riders must possess one (1) naturally fully formed and functioning arm absent of prosthetic devices, and one (1) arm that extends at the minimum to the elbow and two (2) legs that include the knee. Prosthetics are not permitted.

Casts may not restrict the rider from bending the elbow or knee, and may not restrict the restraints in any way.

Riders using a wheelchair must transfer from the wheelchair onto the ride. Riders who do not meet the extremity requirements may be able to ride Sky Screamer by utilizing a Supplemental Restraint Harness, if all other requirements are met.

RIDE ACCESS:

Guests using a manual or electric wheelchair or an ECV should proceed through the main queue line.

LOOSE ARTICLE POLICY:

Loose articles are not permitted on the ride and must be secured in a buttoned or zippered pocket. All loose articles which cannot be secured in a buttoned or zippered or left to the side of the platform must be locked in a locker or with a non-rider. Glasses may only be worn if they are secured with a tight strap; while no headwear is permitted on the ride. Secure religious headwear is permitted

IBCCES Sensory Guide™

TOUCH	TASTE	SOUND	SMELL	SIGHT
				

Sensory Level (1 = low sensory stimulation, 10 = high sensory stimulation)

6 1 6 1 6

© 2019 IBCCES ALL RIGHTS RESERVED

Participant Guidelines

- | | | | | |
|---|--|--|--|--|
| <ul style="list-style-type: none"> • Restrictive safety restraints • 43 mph • 23 stories high • Wind blowing • Feet dangling | <ul style="list-style-type: none"> • Minimum sensory impact | <ul style="list-style-type: none"> • Screaming Guests • Sound of machinery | <ul style="list-style-type: none"> • Minimum sensory impact | <ul style="list-style-type: none"> • Potential for Motion Sickness/Dizziness • Direct Sunlight |
|---|--|--|--|--|

© 2019 IBCCES ALL RIGHTS RESERVED

Activity Summary

Dangle from a startlingly tall 23-foot tall tower in a 43 mph spin around the top of the world.

© 2019 IBCCES ALL RIGHTS RESERVED

Sky Zooma

RIDE DESCRIPTION:

Mild Ride

A gentle circular ride with some elevation.

HEIGHT RESTRICTION:

Riders must be at least 42"/107cm tall to ride unaccompanied. Guests under 42"/107cm may ride if accompanied by a responsible person. Lap Children are not allowed.

PHYSICAL REQUIREMENTS:

Each rider must maintain an upright seated position with their back against the seatback during the duration of the ride and their arms, hands, legs, and feet inside the ride vehicle at all times. In addition, riders must possess at least one (1) naturally fully formed and functioning arm absent of prosthetic devices and one (1) naturally fully formed and functioning leg absent of prosthetic devices.

Casts may not restrict the rider from bending the elbow or knee, and may not restrict the restraints in any way.

Riders using a wheelchair must transfer from the wheelchair onto the ride.

Riders who do not meet the extremity requirements may be able to ride Sky Zooma by utilizing a Supplemental Restraint Harness, if all other requirements are met.

RIDE ACCESS:

Guests using a manual or electric wheelchair or an ECV should proceed to the entrance and present a valid Attraction Access Pass to a Team Member at the entrance.

LOOSE ARTICLE POLICY:

Loose articles are permitted on this ride.

IBCCES Sensory Guide™

TOUCH



TASTE



SOUND



SMELL



SIGHT



Sensory Level (1 = low sensory stimulation, 10 = high sensory stimulation)

3

1

2

1

3

© 2019 IBCCES ALL RIGHTS RESERVED

Participant Guidelines

- Riders can control speed of balloon
- Gentle ride
- Spins in a circle
- Minimum sensory impact
- Sound of machinery
- Soundscape playing
- Minimum sensory impact
- Motion sickness/dizziness may occur

© 2019 IBCCES ALL RIGHTS RESERVED

Activity Summary

Little aviators whirl through the sky on revolving weather balloons.

© 2019 IBCCES ALL RIGHTS RESERVED

Slingshot

RIDE DESCRIPTION:

High Thrill

An exciting upward acceleration of 5 G's to 225 feet in less than 2 seconds.

HEIGHT RESTRICTION:

Riders must be at least 44"/112cm tall to ride and combined minimum weight of 110 lbs./49kg.

PHYSICAL REQUIREMENTS:

Each rider must maintain in an upright seated position with their back against the seatback during the duration of the ride and their arms, hands, legs, and feet inside the ride vehicle at all times. In addition, riders must possess at least two (2) naturally fully formed and functioning arms absent of prosthetic devices and one (1) naturally fully formed and functioning leg absent of prosthetic devices.

Single Riders will be grouped together.

Prosthetics are not permitted.

Casts may not restrict the rider from bending the elbow or knee, and may not restrict the restraints in any way.

Riders must step up and down into the ride vehicle and will need to transfer from a wheelchair to the ride vehicle.

An additional fee is required to ride.

Riders who do not meet the extremity requirements may be able to ride Slingshot by utilizing a Supplemental Restraint Harness, if all other requirements are met.

RIDE ACCESS:

An additional fee is required for this ride. Go to the Extreme Booth to purchase a ticket. Guests using a manual or electric wheelchair or an ECV should proceed to the entrance.

LOOSE ARTICLE POLICY:

Loose articles are not permitted on the ride and must be secured in a buttoned or zippered pocket. All loose articles which cannot be secured in a buttoned or zippered or left to the side of the platform or with a non-rider

Glasses may only be worn if they are secured with a tight strap; while no headwear is permitted on the ride. Secure religious headwear is permitted

IBCCES Sensory Guide™

TOUCH



6

TASTE



1

SOUND



6

SMELL



1

SIGHT



6

Sensory Level (1 = low sensory stimulation, 10 = high sensory stimulation)

© 2019 IBCCES ALL RIGHTS RESERVED

Participant Guidelines

- Great height
- Wind blowing
- Restrictive restraint
- Feet dangle
- High speed
- Minimum sensory impact
- Close proximity to other guests
- Minimum sensory impact
- Motion sickness/dizziness may occur
- Great height

© 2019 IBCCES ALL RIGHTS RESERVED

Activity Summary

Rides are propelled over 200 feet skyward in an exhilarating, open-air capsule.

© 2019 IBCCES ALL RIGHTS RESERVED

Storm Chaser

RIDE DESCRIPTION:

Mild Ride

A slow moving circular ride.

HEIGHT RESTRICTION:

Riders must be at least 42"/107cm tall to ride unaccompanied. Guests under 42"/107cm may ride if accompanied by an adult. Lap Children are not allowed.

PHYSICAL REQUIREMENTS:

Each rider must maintain in an upright seated position with their back against the seatback during the duration of the ride and their arms, hands, legs, and feet inside the ride vehicle at all times. In addition, riders must possess at least one (1) naturally fully formed and functioning arm absent of prosthetic devices and one (1) naturally fully formed and functioning leg absent of prosthetic devices.

Casts may not restrict the rider from bending the elbow or knee, and may not restrict the restraints in any way.

Riders using a wheelchair must transfer from the wheelchair onto the ride.

Riders who do not meet the extremity requirements may be able to ride Storm Chaser by utilizing a Supplemental Restraint Harness, if all other requirements are met.

RIDE ACCESS:

Guests using a manual or electric wheelchair or an ECV should proceed to the entrance and present a valid Attraction Access Pass to a Team Member at the entrance.

LOOSE ARTICLE POLICY:

Loose articles are permitted on this ride.

IBCCES Sensory Guide™

TOUCH



TASTE



SOUND



SMELL



SIGHT



Sensory Level (1 = low sensory stimulation, 10 = high sensory stimulation)

3

1

3

1

3

© 2019 IBCCES ALL RIGHTS RESERVED

Participant Guidelines

- Gentle movements
- Elevation changes
- Legs dangle
- Minimal Sensory Impact
- Close proximity to other guests
- Minimal Sensory Impact
- Motion sickness/dizziness may occur

© 2019 IBCCES ALL RIGHTS RESERVED

Activity Summary

Swing through the air like a monkey on a vine on this smaller-scale chair lift.

© 2019 IBCCES ALL RIGHTS RESERVED

SUPERMAN: Ultimate Flight

RIDE DESCRIPTION:

High Thrill

An exciting roller coaster with high speeds, steep drops, fast turns, inverted loops and sudden stops.

HEIGHT RESTRICTION:

Riders must be at least 54"/137cm tall to ride this ride.

PHYSICAL REQUIREMENTS:

Each rider must maintain in an upright seated position with their back against the seatback during the duration of the ride and their arms, hands, legs, and feet inside the ride vehicle at all times. In addition, riders must possess one (1) naturally fully formed and functioning arm absent of prosthetic devices and two (2) naturally fully formed and functioning legs absent of prosthetic devices.

Prosthetics are not permitted.

Casts are not permitted

Riders using a wheelchair must transfer from the wheelchair onto the ride.

Strobe lights are present at this ride.

Riders who do not meet the extremity requirements may be able to ride SUPERMAN: Ultimate Flight by utilizing a Supplemental Restraint Harness, if all other requirements are met.

SIZE LIMITATION:

Due to the design of the seating safety device on this ride, exceptionally large or tall people may not be able to ride. A test seat is available at the ride entrance.

RIDE ACCESS: Guests using a manual or electric wheelchair or an ECV should proceed to the Ride exit and present a valid Attraction Access Pass to receive a wait time. Guests may utilize the ride exit ramp after their time has elapsed.

LOOSE ARTICLE POLICY Loose articles are not permitted on the ride and must be secured in a buttoned or zippered pocket. All loose articles which cannot be secured in a buttoned or zippered or left to the side of the platform must be locked in a locker or with a non-rider

Glasses may only be worn if they are secured with a tight strap; while no headwear is permitted on the ride. Secure religious headwear is permitted

IBCCES Sensory Guide™

TOUCH



8

TASTE



1

SOUND



8

SMELL



1

SIGHT



8

Sensory Level (1 = low sensory stimulation, 10 = high sensory stimulation)

© 2019 IBCCES ALL RIGHTS RESERVED

Participant Guidelines

- Restrictive restraint
- Feeling of weightlessness
- 360 degree in-line rolls
- Huge drops
- Ride face down
- Minimal Sensory Impact
- Sound of other riders screaming
- Air rushing past ears
- Minimal Sensory Impact
- Natural lightning
- Motion sickness/dizziness may occur
- Fast moving scenery
- Optical illusions

© 2019 IBCCES ALL RIGHTS RESERVED

Activity Summary

© 2019 IBCCES ALL RIGHTS RESERVED

Swashbuckler

RIDE DESCRIPTION:

Moderate Ride

A circular quick spinning ride

HEIGHT RESTRICTION:

Riders must be at least 42"/107cm tall to ride this ride.

PHYSICAL REQUIREMENTS:

Each rider must maintain in an upright standing position with their back against the seatback during the duration of the ride and their arms, hands, legs, and feet inside the ride vehicle at all times. In addition, riders must possess one (1) naturally fully formed and functioning arm absent of prosthetic devices and two (2) naturally fully formed and functioning legs absent of prosthetic devices. Riders must also be able to stand unassisted.

Casts may not restrict the rider from bending the elbow or knee, and may not restrict the restraints in any way.

Riders using a wheelchair must transfer from the wheelchair onto the ride.

Guest must be able to step up into ride unit.

RIDE ACCESS:

Guests using a manual or electric wheelchair or an ECV should proceed to the exit and present a valid Attraction Access Pass to a Team Member at the exit.

LOOSE ARTICLE POLICY:

Loose articles are permitted on the ride and bags cannot restrict the rider from maintaining proper riding posture.

IBCCES Sensory Guide™

TOUCH



TASTE



SOUND



SMELL



SIGHT



Sensory Level (1 = low sensory stimulation, 10 = high sensory stimulation)

6

1

4

1

5

© 2019 IBCCES ALL RIGHTS RESERVED

Participant Guidelines

- Strength of spin causing passenger to press against wall
- Minimum sensory impact
- Sound of machinery
- Minimum sensory impact
- Motion sickness/dizziness may occur

© 2019 IBCCES ALL RIGHTS RESERVED

Tango

RIDE DESCRIPTION:

Moderate Ride

A moderate family ride with circulating and spinning motions.

HEIGHT RESTRICTION:

Riders must be at least 42"/107cm tall to ride unaccompanied. Guests under 42"/107cm may ride if accompanied by an adult. Lap Children are not allowed.

PHYSICAL REQUIREMENTS:

Each rider must maintain in an upright seated position with their back against the seatback during the duration of the ride and their arms, hands, legs, and feet inside the ride vehicle at all times. In addition, riders must possess at least one (1) naturally fully formed and functioning arm absent of prosthetic devices and one (1) naturally fully formed and functioning leg absent of prosthetic devices.

Casts may not restrict the rider from bending the elbow or knee, and may not restrict the restraints in any way.

Riders using a wheelchair must transfer from the wheelchair onto the ride.

Riders who do not meet the extremity requirements may be able to ride Tango by utilizing a Supplemental Restraint Harness, if all other requirements are met.

RIDE ACCESS:

Guests using a manual or electric wheelchair or an ECV should proceed to the entrance and present a valid Attraction Access Pass to a Team Member at the entrance.

LOOSE ARTICLE POLICY:

Loose articles are permitted on this ride. No loose articles can be placed on the floor of the gondola. Anything that cannot fit securely in the ride vehicle must be left onto the side

IBCCES Sensory Guide™

TOUCH



TASTE



SOUND



SMELL



SIGHT



Sensory Level (1 = low sensory stimulation, 10 = high sensory stimulation)

4

1

2

1

3

© 2019 IBCCES ALL RIGHTS RESERVED

Participant Guidelines

- | | | | | |
|--|--|---|--|---|
| <ul style="list-style-type: none">• Swivels, twists and scoots• Fast pace• Wobbly movement• Lap restraint• Rocking | <ul style="list-style-type: none">• Minimum sensory impact | <ul style="list-style-type: none">• Sound of machinery• Soundscape playing | <ul style="list-style-type: none">• Minimum sensory impact | <ul style="list-style-type: none">• Motion sickness/dizziness may occur |
|--|--|---|--|---|

© 2019 IBCCES ALL RIGHTS RESERVED

THE DARK KNIGHT: Coaster

RIDE DESCRIPTION:

High Thrill

An exciting attraction with sudden turns and drops.

HEIGHT RESTRICTION:

Riders must be at least 48"/122cm tall to ride unaccompanied. Guests under 48"/122cm but taller than 42"/107cm may ride if accompanied by an adult.

PHYSICAL REQUIREMENTS:

Each rider must maintain an upright seated position with their back against the seatback during the duration of the ride and their arms, hands, legs, and feet inside the ride vehicle at all times. In addition, riders must possess one (1) naturally fully formed and functioning arm absent of prosthetic devices and two (2) naturally fully formed and functioning legs absent of prosthetic devices.

Prosthetics are not permitted.

Casts may not restrict the rider from bending the elbow or knee, and may not restrict the restraints in any way.

Riders using a wheelchair must transfer from the wheelchair onto the ride.

Strobe lights are present at this ride.

Guest must be able to navigate down a ladder in the event of a ride evacuation.

Riders who do not meet the extremity requirements may be able to ride THE DARK KNIGHT: Coaster by utilizing a Supplemental Restraint Harness, if all other requirements are met.

SIZE LIMITATION:

Due to the design of the seating safety device on this ride, exceptionally large or tall people may not be able to ride.

RIDE ACCESS:

Guests using a manual or electric wheelchair or an ECV should proceed through the main queue line.

LOOSE ARTICLE POLICY:

Loose articles are not permitted on the ride and must be secured in a buttoned or zippered pocket. All loose articles which cannot be secured in a buttoned or zippered or left to the side of the platform must be locked in a locker or with a non-rider

Glasses may only be worn if they are secured with a tight strap; while no headwear is permitted on the ride. Secure religious headwear is permitted

IBCCES Sensory Guide™

TOUCH



TASTE



SOUND



SMELL



SIGHT



Sensory Level (1 = low sensory stimulation, 10 = high sensory stimulation)

6

1

6

1

6

© 2019 IBCCES ALL RIGHTS RESERVED

Participant Guidelines

- | | | | | |
|---|--|---|--|--|
| <ul style="list-style-type: none">• Hairpins• Jerky• Plunges and dips | <ul style="list-style-type: none">• Minimal Sensory Impact | <ul style="list-style-type: none">• Close proximity to other guests• Mechanical sounds• Soundscap | <ul style="list-style-type: none">• Minimal Sensory Impact | <ul style="list-style-type: none">• Dark• Motion sickness/dizziness may occur• Strobe lights• Optical illusions |
|---|--|---|--|--|

© 2019 IBCCES ALL RIGHTS RESERVED

Activity Summary

© 2019 IBCCES ALL RIGHTS RESERVED

THE JOKER

RIDE DESCRIPTION:

An exciting, high speed, 4D coaster with drops and flips

HEIGHT RESTRICTION:

Riders must be at least 48"/122cm tall but no taller than 77"/196cm tall to ride this ride. May not exceed 300 lbs.

PHYSICAL REQUIREMENTS:

Each rider must be able to remain sitting up straight, keep their head against the headrest, their back and shoulders against the seat back, and their arms, hands, legs, and feet inside the ride vehicle at all times. In addition, riders must possess at least one (1) naturally fully formed and functioning arm absent of prosthetic devices and two (2) naturally formed and functioning legs to the knee absent of prosthetic devices.

Prosthetics are not permitted.

Leg casts are not permitted.

Arm casts may not restrict the rider from bending the elbow and may not restrict the restraints in any way.

Riders must be able to sit properly, use all restraining devices, and stabilize self.

Riders using a wheelchair must transfer from the wheelchair onto the ride.

Guest must be able to step up into ride unit.

Riders who do not meet the extremity requirements may be able to ride THE JOKER by utilizing a Supplemental Restraint Harness, if all other requirements are met.

RIDE ACCESS:

Guests using a manual or electric wheelchair or an ECV should proceed to the FLASH pass entrance and present a valid Attraction Access Pass to a Team Member at the FLASH pass entrance.

LOOSE ARTICLE POLICY:

Loose articles are not permitted on the ride and must be secured with a non-rider or secured in a locker. Loose articles of any kind (including but not limited to purses, backpacks, beverage containers, cell phones and keys) may not be taken past the queue entrance and cannot be left on the load/unload platform.

Glasses may only be worn if they are secured with a tight strap; while no headwear is permitted on the ride. Secure religious headwear is permitted

IBCCES Sensory Guide™

TOUCH



TASTE



SOUND



SMELL



SIGHT



Sensory Level (1 = low sensory stimulation, 10 = high sensory stimulation)

8

1

8

1

8

© 2019 IBCCES ALL RIGHTS RESERVED

Participant Guidelines

- | | | | | |
|---|--|---|--|---|
| <ul style="list-style-type: none"> • Restrictive restraint • Feet dangle • Upside down movement • Weightlessness • Steep drops • Rapid movement | <ul style="list-style-type: none"> • Minimal Sensory Impact | <ul style="list-style-type: none"> • Mechanical noise • Screaming guests • Intimidating soundscape | <ul style="list-style-type: none"> • Minimal Sensory Impact | <ul style="list-style-type: none"> • Motion sickness/dizziness may occur • Great height • Upside down view |
|---|--|---|--|---|

© 2019 IBCCES ALL RIGHTS RESERVED

Activity Summary

This wicked and chaotic freestyle-coaster will wreak havoc as riders flip head-over-heels.

© 2019 IBCCES ALL RIGHTS RESERVED

The Twister

RIDE DESCRIPTION:

High Thrill

An exciting elevated ride with inverted turn.

HEIGHT RESTRICTION:

Riders must be at least 56"/142cm tall but no taller than 77"/196cm tall to ride this ride.

PHYSICAL REQUIREMENTS:

Each rider must maintain in an upright seated position with their back against the seatback during the duration of the ride and their arms, hands, legs, and feet inside the ride vehicle at all times. In addition, riders must possess one (1) naturally fully formed and functioning arm absent of prosthetic devices and two (2) naturally fully formed and functioning legs absent of prosthetic devices.

Prosthetics are not permitted.

Casts may not restrict the rider from bending the elbow or knee, and may not restrict the restraints in any way.

Riders using a wheelchair must transfer from the wheelchair onto the ride.

Guest must be able to step up into ride unit.

Secured close toe shoes must be worn.

SIZE LIMITATION:

Due to the design of the seating safety device on this ride, exceptionally large or tall people may not be able to ride.

RIDE ACCESS:

Guests using a manual or electric wheelchair or an ECV should proceed to the ride exit and present a valid Attraction Access Pass to a Team Member at the ride exit.

LOOSE ARTICLE POLICY:

Loose articles are not permitted on the ride and must be secured in a buttoned or zippered pocket. All loose articles which cannot be secured in a buttoned or zippered or left to the side of the platform or with a non-rider

Glasses may only be worn if they are secured with a tight strap; while no headwear is permitted on the ride. Secure religious headwear is permitted

IBCCES Sensory Guide™

TOUCH



TASTE



SOUND



SMELL



SIGHT



Sensory Level (1 = low sensory stimulation, 10 = high sensory stimulation)

7

1

7

1

7

© 2019 IBCCES ALL RIGHTS RESERVED

Participant Guidelines

- | | | | | |
|--|--|---|--|---|
| <ul style="list-style-type: none">• Restrictive restraint• 360 spins• 4 Gs• Heights• Flip end over end | <ul style="list-style-type: none">• Minimal Sensory Impact | <ul style="list-style-type: none">• Close proximity to other guests• Mechanical sounds | <ul style="list-style-type: none">• Minimal Sensory Impact | <ul style="list-style-type: none">• Motion sickness/dizziness may occur• Heights |
|--|--|---|--|---|

© 2019 IBCCES ALL RIGHTS RESERVED

Activity Summary

This gargantuan top spin delivers 360 flips at 4Gs, without the courtesy of a warning.

© 2019 IBCCES ALL RIGHTS RESERVED

Tree Top Hopper

RIDE DESCRIPTION:

Mild Ride

A ride with a mild up and down motion.

HEIGHT RESTRICTION:

Riders must be at least 36"/91cm tall and less than 54"/137cm tall to ride this ride.

PHYSICAL REQUIREMENTS:

Each rider must maintain in an upright seated position with their back against the seatback during the duration of the ride and their arms, hands, legs, and feet inside the ride vehicle at all times. In addition, riders must possess at least one (1) naturally fully formed and functioning arm absent of prosthetic devices and one (1) naturally fully formed and functioning leg absent of prosthetic devices.

Leg casts are not permitted.

Arm casts may not restrict the rider from bending the elbow and may not restrict the restraints in any way.

Riders using a wheelchair must transfer from the wheelchair onto the ride.

Riders who do not meet the extremity requirements may be able to ride Tree Top Hopper by utilizing a Supplemental Restraint Harness, if all other requirements are met.

RIDE ACCESS:

Guests using a manual or electric wheelchair or an ECV should proceed to the entrance and present a valid Attraction Access Pass to a Team Member at the entrance.

LOOSE ARTICLE POLICY:

Loose articles are not permitted on the ride and must be secured in buttoned pockets, zippered pockets, or on the side

IBCCES Sensory Guide™

TOUCH



TASTE



SOUND



SMELL



SIGHT



Sensory Level (1 = low sensory stimulation, 10 = high sensory stimulation)

3

1

2

1

3

© 2019 IBCCES ALL RIGHTS RESERVED

Participant Guidelines

- 20 foot lift
- Gently moves up and down
- Minimum sensory impact
- Sound of machinery
- Soundscape playing
- Minimum sensory impact
- Motion sickness/dizziness may occur

© 2019 IBCCES ALL RIGHTS RESERVED

Activity Summary

Jiggle till you jiggle on this bouncy tower lift for little kids.

© 2019 IBCCES ALL RIGHTS RESERVED

Wile E. Coyote Canyon Blaster

RIDE DESCRIPTION:

Moderate Ride

A ride with a circulating, up and down motion.

HEIGHT RESTRICTION:

Riders must be at least 42"/107cm tall to ride unaccompanied. Guests under 42"/107cm but taller than 36"/91cm may ride if accompanied by an adult.

PHYSICAL REQUIREMENTS:

Each rider must maintain an upright seated position with their back against the seatback during the duration of the ride and their arms, hands, legs, and feet inside the ride vehicle at all times. In addition, riders must possess at least one (1) naturally fully formed and functioning arm absent of prosthetic devices and one (1) naturally fully formed and functioning leg absent of prosthetic devices.

Arm casts may not restrict the rider from bending the elbow and may not restrict the restraints in any way.

Riders using a wheelchair must transfer from the wheelchair onto the ride.

Riders who do not meet the extremity requirements may be able to ride *Wile E. Coyote Canyon Blaster* by utilizing a Supplemental Restraint Harness, if all other requirements are met.

RIDE ACCESS:

Guests using a manual or electric wheelchair or an ECV should proceed to the entrance and present a valid Attraction Access Pass to a Team Member at the entrance.

LOOSE ARTICLE POLICY:

Loose articles are permitted on this ride.

IBCCES Sensory Guide™

TOUCH



TASTE



SOUND



SMELL



SIGHT



Sensory Level (1 = low sensory stimulation, 10 = high sensory stimulation)

2

1

2

1

2

© 2019 IBCCES ALL RIGHTS RESERVED

Participant Guidelines

- Circular motion
- Minimal Sensory Impact
- Close proximity to other guests
- Mechanical sounds
- Minimal Sensory Impact
- Motion sickness/dizziness may occur

© 2019 IBCCES ALL RIGHTS RESERVED

WONDER WOMAN: Lasso of Truth

RIDE DESCRIPTION:

High Thrill

An exciting ride with circulating and oscillating up and down motion.

HEIGHT RESTRICTION:

Riders must be at least 52"/132cm tall but no taller than 80"/203cm tall to ride this ride.

PHYSICAL REQUIREMENTS:

Each rider must maintain an upright seated position with their back against the seatback during the duration of the ride and their arms, hands, legs, and feet inside the ride vehicle at all times. In addition, riders must possess one (1) naturally fully formed and functioning arm absent of prosthetic devices, and one (1) arm that extends at the minimum to the elbow and two (2) legs that extend at a minimum to the knee.

Prosthetics are not permitted.

Casts may not restrict the rider from bending the elbow or knee, and may not restrict the restraints in any way.

Riders using a wheelchair must transfer from the wheelchair onto the ride.

Riders who do not meet the extremity requirements may be able to ride WONDER WOMAN: Lasso of Truth by utilizing a Supplemental Restraint Harness, if all other requirements are met.

RIDE ACCESS:

Guests using a manual or electric wheelchair or an ECV should proceed through the FLASH PASS queue present a valid Attraction Access Pass to receive a wait time.

Guests may utilize the FLASH PASS queue after their time has elapsed.

LOOSE ARTICLE POLICY:

Loose articles of any kind (including but not limited to purses, backpacks, beverage containers, cell phones and keys) are not permitted on the ride and must be secured with a non-rider, secured in a locker, or may be left on the load/unload platform.

Glasses may only be worn if they are secured with a tight strap; while no headwear is permitted on the ride. Secure religious headwear is permitted

IBCCES Sensory Guide™

TOUCH



TASTE



SOUND



SMELL



SIGHT



Sensory Level (1 = low sensory stimulation, 10 = high sensory stimulation)

8

1

8

1

8

© 2019 IBCCES ALL RIGHTS RESERVED

Participant Guidelines

- | | | | | |
|---|--|---|--|--|
| <ul style="list-style-type: none">• Restrictive restraint• Feeling of weightlessness• Massive swings• Huge drop• 70 mph | <ul style="list-style-type: none">• Minimal Sensory Impact | <ul style="list-style-type: none">• Sound of other riders screaming• Air rushing past ears | <ul style="list-style-type: none">• Minimal Sensory Impact | <ul style="list-style-type: none">• Natural lighting• Motion sickness/dizziness may occur• Fast moving scenery• Optical illusions |
|---|--|---|--|--|

© 2019 IBCCES ALL RIGHTS RESERVED

Zumanjaro: Drop of Doom

RIDE DESCRIPTION:

High Thrill

An elevated ride with a sudden drop.

HEIGHT RESTRICTION:

Riders must be at least 48"/122cm tall to ride this ride.

PHYSICAL REQUIREMENTS:

Each rider must maintain in an upright seated position with their back against the seatback during the duration of the ride and their arms, hands, legs, and feet inside the ride vehicle at all times. In addition, riders must possess two (2) naturally fully formed and functioning arms absent of prosthetic devices and two (2) legs to the knee **OR** one (1) naturally fully formed and functioning arm absent of prosthetic devices and two (2) naturally fully formed and functioning legs absent of prosthetic devices.

Prosthetics are not permitted.

Casts may not restrict the rider from bending the elbow or knee, and may not restrict the restraints in any way.

Riders using a wheelchair must transfer from the wheelchair onto the ride.

Riders who do not meet the extremity requirements may be able to ride Zumanjaro: Drop of Doom by utilizing a Supplemental Restraint Harness, if all other requirements are met.

RIDE ACCESS:

Guests using a manual or electric wheelchair or an ECV should proceed to the Ride exit and present a valid Attraction Access Pass to receive a wait time. Guests may utilize the ride exit walkway after their time has elapsed.

LOOSE ARTICLE POLICY:

Loose articles are not permitted on the ride and must be secured in a buttoned or zippered pocket. All loose articles which cannot be secured in a buttoned or zippered or left to the side of the platform must be locked in a locker or with a non-rider

Glasses may only be worn if they are secured with a tight strap; while no headwear is permitted on the ride. Secure religious headwear is permitted

IBCCES Sensory Guide™

TOUCH



8

TASTE



1

SOUND



8

SMELL



1

SIGHT



8

Sensory Level (1 = low sensory stimulation, 10 = high sensory stimulation)

© 2019 IBCCES ALL RIGHTS RESERVED

Participant Guidelines

- Height Restrictive Safety restraints
- High speeds
- Dangling feet
- Feeling of freefall
- 415 foot drop
- Minimal Sensory Impact
- Screaming Guests
- Sound of machinery
- Potential for Motion Sickness/Dizziness
- Direct Sunlight

© 2019 IBCCES ALL RIGHTS RESERVED

Activity Summary

Dare to freefall from a drop tower which looms a staggering 415 feet in the sky.

© 2019 IBCCES ALL RIGHTS RESERVED