

INTRODUCTION:

We are thrilled you have chosen to spend your day at Six Flags! Our goal is to make your visit fun and memorable. This Six Flags Guest Safety and Accessibility Guide includes important information to assist Guests with planning their visit to the park and enjoy its various attractions, rides, services and amenities. In this Guide, Guests will find specific information for individuals with disabilities along with general policies and guidelines.

We work closely with the manufacturer of each of our rides and our policies incorporate the manufacturers' guidelines as well as the requirements of the Americans with Disabilities Act. We hope that this Guide will help Guests make the best choices to ensure a safe, comfortable and convenient experience at the park. If, at any time, Guests need additional assistance or a further explanation of our policies and guidelines, they should feel free to ask any Six Flags Team Member.

Our goal is to safely and efficiently accommodate the needs of all Guests, including individuals with disabilities. This Guide, along with the availability of our Team Members to answer any questions and offer assistance, will allow Guests to have a thrilling and safe day at the park.

GENERAL WARNING:

We are committed to providing you a safe environment during your visit to Six Flags. While there are inherent risks to participating in any amusement park ride or attraction, our goal is to ensure your safety with the incorporation of some restrictions. For your safety, you should be in good health to ride. Only you know your physical conditions or limitations.

Many amusement park rides incorporate safety systems designed by the manufacturer to accommodate people of average physical stature and body proportion. These safety systems may place restrictions on the ability of a Guest to safely be contained within the ride restraint. Extremely large or small individuals, Guests who have heart, back or neck trouble or conditions, pregnant women, people who have had recent surgery or an illness, people with casts, braces, restrictive devices or certain disabilities may not be safely accommodated by certain ride systems.

For example, height requirements are based on the size needed for safety restraints to function properly and the level of maturity usually associated with a certain height.

If you suspect your health could be at risk for any reason, or you could aggravate a pre-existing condition of any kind, **DO NOT RIDE**. The specific features, rider requirements and health restrictions of each ride are described later in this Guide.

In order to ride, all Guests must be able to maintain the proper riding position, meet the ride requirements and appropriately utilize the restraint systems, including lap bars, shoulder harnesses and seatbelts as indicated. All Guests must also be able to demonstrate a willingness and ability to comply with verbal and written rider requirements.

Six Flags reserves the right to make the final determination regarding eligibility of a Guest to ride a particular ride based on the Guest's size, weight, height or other limitations. Information in this Guide is subject to change.

RIDER RESPONSIBILITY:

All Guests have a duty to exercise good judgment and act in a responsible manner while participating on a ride or attraction and to obey all verbal and written warnings and instructions. Guests also have a duty to properly use all ride and attraction safety equipment provided.

PARKING:

Accessible parking is available on a first-come, first-serve basis within the main parking lots of the park. When you arrive at the parking toll booths, ask a Team Member for instructions regarding where to proceed to the accessible parking lot. Both auto and van accessible spaces are provided. A valid disabled persons parking placard or license plate must be displayed at all times while parked in the designated accessible parking area. If the designated accessible parking area is full at the time of your arrival, members of your party may be dropped off at the main pick-up/drop-off area, near the main entrance to the park. Please ask a Team Member for directions to additional parking areas.

PARK TOPOGRAPHY

Please be advised: Six Flags is primarily an outdoor environment. Its topography is such that the midways in several areas exceed 12% running slope and/or 2% cross slope. Please, refer to advisory signs within the park for more details.

WHEELCHAIRS AND ELECTRIC CONVENIENCE VEHICLES (ECV'S):

Wheelchairs and electric convenience vehicles (ECV's) are available for rent at Stroller Rental.

Guests may also use their own wheelchairs or ECV's. If you need to take the rented wheelchair or ECV outside of the park, a Team Member escort is necessary to do so. Please ask for assistance at Stroller Rental. Battery recharging is also available at Stroller Rental. ECV's must be operated in a safe manner, only one person may be on the ECV while moving, must have 3 wheels and cannot exceed 5 miles per hour while moving in the park or on Six Flags' property.

Guests using wheelchairs or ECV's may utilize any ticket window and designated turnstiles to enter the park. Many of the park's shopping and dining facilities are also wheelchair accessible. Many of the rides and attractions have queues that are accessible to Guests using manual wheelchairs. If an alternate entrance is required, these entrances are generally at the ride exit and are identified by a sign with the universal wheelchair symbol. Please keep in mind that there are specific boarding requirements and accommodations for those using wheelchairs at each ride or attraction.

SEGWAY:

Due to varying walkways, terrains and large crowds, we cannot permit the use of two-wheeled, self-balancing electric vehicles such as Segways. We are pleased to offer other forms of transportation, including ECV's and standard wheelchairs. Please contact Guest Relations for more information.

SERVICE ANIMALS:

Trained service animals are welcome at our Six Flags Theme Parks.

Service animals are defined as dogs that are individually trained to do work or perform tasks for people with disabilities. Examples of such work or tasks include guiding people who are blind, alerting people who are deaf, pulling a wheelchair, alerting and protecting a person who is having a seizure, reminding a person with mental illness to take prescribed medications, calming a person with Post Traumatic Stress Disorder (PTSD) during an anxiety attack, or performing other duties. Service animals are working animals, not pets. The work or task a dog has been trained to provide must be directly related to the person's disability. Dogs whose sole function is to provide comfort or emotional support do not qualify as service animals. Miniature horses that have been individually trained to do or perform tasks for people with disabilities will qualify as service animals.

Service animals must be house broken and remain on a leash or harness and under the control of their handler at all times. Guests whose service animal demonstrates aggressive and/or annoying actions toward a Guest or Team Member will be directed to remove the animal from the park.

Service animals are welcome in most locations of the park. Most of our rides are not equipped or designed for accessibility to service animals. Therefore, a member of your party must be available to stay with the animal while you ride.

Rides:

Service animals, excluding miniature horses, are permitted on the Railroad and the Carousel (in a chariot).

Haunted Mazes:

Guests with service animals, please note that these attraction uses loud noises, theatrical lighting, special effects, and sudden moments intended to provide our guests with a thrilling experience. We rely on you to determine whether this attraction is appropriate for your service animal to experience. We remind guests with service animals that they must maintain full control of their service animal at all times while in the Park.

Guests may take advantage of our Kid Swap policy for staying with their service animal. However, park Team Members will not take responsibility for, or provide care to any service animal. Refer to the section on Kid Swap for more information.

A Service Animal “Relief Area” is located in the Peachtree Square section of the park across from Dahlonega Mine Train entrance. Owners are responsible for disposing of their animal’s waste. Please look for this designated sign:



Please visit Guest Relations if you require additional information.

RESTROOMS:

Most restrooms within the park are accessible for Guests using wheelchairs. Please check the park map for locations. The park’s Team Members or Guest Relations can provide location directions should you need companion restrooms during your visit.

ALTERNATE ACCESS:

Most of the park’s theaters, attractions, restaurants and shops are accessible to wheelchairs. Most, if not all rides require transfer from the wheelchair to the ride seat. Special access entrances are available to accommodate Guests with mobility aides and service animals. These special entrances are generally at the ride exit and are identified by a sign with the universal wheelchair symbol.

Entry, Exit and Transfer must be accomplished independently by the Guest or with the assistance of a member from his/her party. Six Flags [Team Members](#) are not trained in lifting or carrying persons with disabilities and are therefore not permitted to assist Guests on or off the rides. Not all rides have alternate access. If in doubt, please contact the Ride Attendant, The Rides Information Center, or Guest Relations for more information.

ATTRACTION ACCESS PASS PROGRAM:

Our goal is to safely accommodate the needs of all Guests. Our policies comply with the Americans with Disabilities Act (ADA) and applicable state laws.

Six Flags’ Attraction Accessibility Program is designed to accommodate Guests with disabilities or certain other qualifying impairments so they may participate in the enjoyment of our Parks. Each attraction at Six Flags has been evaluated for the criteria necessary for an individual to ride safely. Our ridership criteria (set forth on page 9 of this Guide) is based on the requirements of the attraction manufacturer and the ability of Guests to utilize all safely restraints and devices as designed, while maintaining the proper riding position throughout the duration of the ride. It is our policy to allow anyone to ride who meets all of these requirements and does not cause or create a legitimate

safety concern to herself/himself or others. Our Attraction Accessibility Program matches the individual abilities of our Guests to the ridership criteria for each attraction.

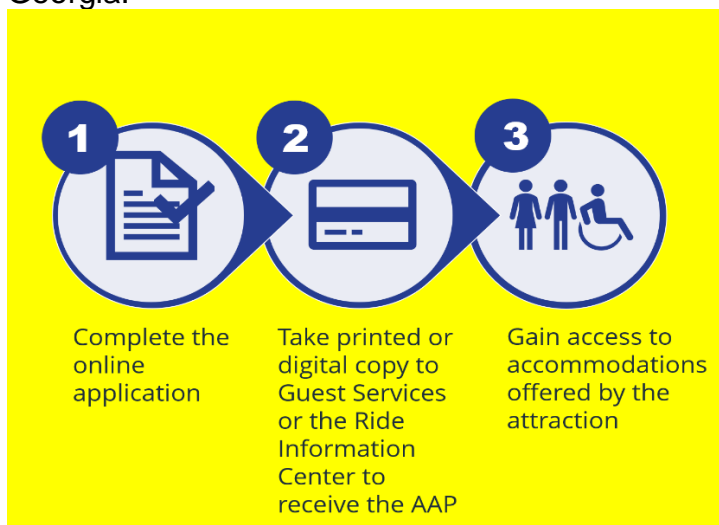
The Attraction Accessibility Program is an accommodation designed to provide equal access to Park attractions and not to bypass other Guests waiting in the standard queue.

The following procedures apply to Guests who wish to participate in our Attraction Accessibility Program:

1. Guests can visit our Guest Relations office to obtain Six Flags' Safety & Accessibility Guide to review the rider requirements of each ride or attraction. This Guide is also available on our website at www.sixflags.com.

2. Guests with cognitive disorders, disabilities or mobility impairments who request helpful accommodations must obtain the IBCCES Individual Accessibility Card (IAC) by registering at www.accessabilitycard.org. The registration process requires the information listed below be uploaded into a secure online portal. Once a Guest has filled out the online application and uploaded necessary documentation, they will be able to access their digital Accessibility Card. Guests will present the IBCCES Accessibility Card and Information Sheet to Guest Relations inside the park to receive any necessary accommodations.

Note: Only IBCCES can issue the IBCCES Accessibility Card, and not Six Flags Over Georgia.



PROCEDURES to Obtain the IBCCES INDIVIDUAL ACCESSIBILITY CARD (IAC)

Documentation/Information for registration includes:

- **Contact Information:** Name, email, address and phone/cell number
- **Cardholder Information:**
 - Recent photo of the cardholder for identification purposes
 - Birth date
 - Name of the disability/disorder (*optional*)
 - Helpful accommodations needed
 - Name of the attraction you are visiting
- **Healthcare Information**
 - Statement from a healthcare provider or Individualized Education Plan (IEP or equivalent) including the following:
 - Full name of the healthcare professional or education professional
 - NPI number (Provider ID) *
 - Their title
 - Their phone number
 - Their email address
 - Statement indicating the guest has a disability or other qualifying impairment under the Americans with Disabilities Act (ADA) and/or applicable state law that prevents the guest from waiting in a standard queue. Please note that the nature of the disability does not have to be provided in the statement. If the disability is of a temporary nature, the doctor's note should state the time period of the temporary disability

** Not required if uploading an Individualized Education Plan*

** Individuals requesting the IAC must be 18 years or older*

** The IAC does NOT guarantee entry to the attraction and any special accommodations*

3. In an effort to provide equal treatment to all of our Guests, only those Guests with a disability or other qualifying impairment and up to three (3) riding companions will be allowed to access attractions through the alternate entrance. If the guest's party is larger than four (4) Guests, the other members of the party will be required to enter the ride or attraction through the standard queue.
4. To use the Attraction Access Pass, the guest should proceed to the attraction's alternate entrance and show the attraction attendant the Attraction Access Pass. The attraction attendant will document a reservation time that is comparable to the current wait time for the same ride/attraction. The guest, and up to three (3) riding companions, can then return to the attraction, using the alternate entrance, at the time of the reservation in order to ride.

A guest using an Attraction Access Pass may rest in a comfortable location or enjoy other attractions in the area until the assigned reservation time has come or when the others from the guest's party waiting in the standard queue reach the boarding platform. There is a 15 minute grace period for late arrivals.

A guest with an Attraction Access Pass must ride in order for the guest's companions to utilize the Attraction Access Pass to enter the attraction through the alternate entrance. If the guest with an Attraction Access Pass chooses not to ride, the guest's companions must wait in the standard queue.

Attraction Access Passes are not designed to bypass or "skip" the standard queue and the wait will be equal to the posted wait times. Individuals found to be fraudulently using the Attraction Access Pass will be in violation of our Guest Code of Conduct and may be subject to civil penalties. Violators may also be asked to leave the Park without any refund.

Personal Care Attendant

The Personal Care Attendant (PCA) program is designed to accommodate guests with disabilities who are in need of support services such as personal hygiene, eating, toileting, transferring, safe movement, maintaining continence and/or medication management, in order to participate in the Park's goods, services and attractions. The PCA's attendance is required to enable the guest to participate in the Park's goods, services and attractions. The PCA is not a guest and shall not participate in any of the Park's good (s), services or attractions separate and apart from their client. The PCA receives compensation for the PCA's services, and the PCA is professionally licensed as a home health aide. If the Park discovers that the guest or the PCA has misrepresented the purpose of the PCA or that the PCA has acted as a patron of the Park as opposed to a PCA, the PCA and the guest will be expelled from the Park and may be barred from future entry.

MEDICAL DEVICES AND MOBILITY AIDES:

For your safety and the safety of others, riders may be required to remove medical devices, half or full length orthotics, braces, crutches, canes, prosthetics and any other type of medical assistance device that is not permanently affixed to the rider's body to prevent hazards or loss due to ride forces. These devices prevent safety restraints from working as designed, keep the rider from maintaining the proper riding posture, and present a hazard to the rider or others. If in doubt about your ability to safely experience a ride or attraction, please refer to the Rider Requirement Sign at the ride entrance. You may also consult with a Ride Attendant or Guest Relations for more information. Please also refer to the "Ride Information" section of this Guide for specific information regarding removal of medical devices and mobility aides on a ride by ride basis. If you have any questions, please ask a Ride Attendant or visit Guest Relations.

LARGER FRAMED GUESTS:

Many rides incorporate safety systems designed by the manufacturer to accommodate people of average physical stature and body proportion. These systems may place restrictions on the ability of an individual to safely experience the ride.

In order to ride, all seatbelts, lap bars, and shoulder harnesses must be positioned and fastened properly. Due to rider restraint system requirements, Guests of a larger size may not be accommodated on some rides.

KID SWAP:

The Kid Swap program is designed to accommodate groups with younger children who may not be tall enough to ride some attractions. To participate: 1) The entire party should enter the ride queue; 2) When preparing to board, tell the Ride Attendant you are using the Kid Swap program; 3) Children who are not tall enough to ride may wait at the exit with an adult from your party; 4) After the first ride is completed, the adult who waited with the child will be allowed to ride.

RIDE RATINGS AND WARNINGS:

RIDE RATINGS AND WARNINGS:

Ride warning signs can be found at the entrance of each ride to help determine the attractions that are best for Guests based upon their experience level, physical condition and abilities. Information on each ride can also be found on the Park Map and Guide.

Key to Symbols:



GENERAL INFORMATION

FRIGHT FEST:

Theatrical fog effects, areas of low lighting, loud music, sound effects, and theatrical and strobe lighting are used throughout the park during Fright Fest. This includes streets, midways, outdoor scare zones, mazes and haunted houses both indoor and outdoor, live entertainment venues and children's attractions.

Guests with respiratory sensitivities, history of seizures or epilepsy, or sensitivities to latex, loud music and sound effects are advised not to participate in these attractions. Please adhere to all posted and verbal warnings and directions.

FAMILY SERVICES/NURSING MOTHERS:

A private room for nursing mothers is available upon request at First Aid and in Lost Parent. Baby changing areas and a companion restroom can be found in most restrooms. Please feel free to ask a Team Member for directions to these locations or review a park map.

HEARING DISABILITIES: Assisted listening devices are available upon request. Please see Guest Relations for additional information. American Sign Language Interpreting will be available if requested at least 7 days in advance of your visit. To arrange for a sign language interpreting services, please call the Call Center at 770-739-3400 ext. 3183.

VISUAL IMPAIRMENTS:

Guest with Visual Impairments - Guests with Visual Impairments that require assistance from a family member, friend, companion and or an aid (Care Attendant) will be provided a complimentary ticket for their Care Attendant. The Guest & Care Attendant should visit Guest Relations to obtain the complimentary ticket after a ticket is purchased by the Guest. The requirement to obtain the complimentary ticket is as follows: the Guest would have to present a valid doctor's note in order to receive the complimentary ticket for the Care Attendant. The doctor's note must include the name of the persons requesting the complimentary ticket, the doctor's name, address, phone number and their signature on their letterhead that includes their medical ID number, along with a statement indicating the Guest has a disability or other qualifying impairment under the Americans with disabilities Act (ADA).

PREGNANCY:

Guests who know or believe they may be pregnant should follow all rules, guidelines and restrictions listed for each ride. Those who are pregnant should not ride a ride that specifically lists pregnancy as a rider restriction. Please closely review all rules and guidelines at the entrance of each ride.

FIRST AID:

Emergency Medical Technicians or Paramedics are on duty during all park operating hours. If you require medical assistance, ask any Team Member and they will summon medical personnel to your location. Please refer to your Park Map and Guide for the location of First Aid.

FOOD, DRINKS AND COOLERS:

Food, beverages, coolers and grills may not be brought into the park. The only food exceptions is for food allergies as describe below and infant food, in non-glass jars. Six Flags Over Georgia prohibits the use of grills and open flames in and around the property, including parking lots.

FOOD ALLERGIES:

Guests who suffer from sensitive or life-threatening allergies may bring food into the park if they do not feel comfortable with the menu options available. In this case, the food must be limited to the individual with the allergy and may contain: two sealable sandwich bags (7 inch by 8 inch) and one snack to accommodate their visit (such as a piece of fruit, or a fruit bar, or a snack that fits in a sandwich bag). One small soft sided cooler may be brought into the park to carry these items. No outside beverages are permitted. Please see Security at the Front Gate to receive a medical sticker.

OXYGEN TANKS/AIR CONCENTRATORS:

Due to the dynamics and certain characteristics of the rides, oxygen tanks or portable systems are not permitted on most of our rides and attractions. Oxygen tanks are permitted in enclosed facilities. For your convenience, the park's First Aid station(s) will be able to appropriately store your additional oxygen tanks during your visit.

SPECIAL EFFECTS AT THEATERS, RIDES AND ATTRACTIONS:

Theatrical fog and other effects, including but not limited to: haze and other atmospheric effects, scents, areas of low lighting, loud music, sound effects, theatrical lighting and strobe lighting may be used at various locations in the park such as theaters and during Fright Fest. Guests with respiratory sensitivities, history of seizure or epilepsy, or sensitivities to latex, loud music and sound effects are advised not to participate in these attractions. Please adhere to all posted and verbal warnings and directions.

RIDE INFORMATION**CAMERAS:**

Picture taking and the use of cameras and video recording devices is not permitted on any ride, while it is in motion. It is encouraged that Guests leave their equipment with a non-rider or secure it in a locker or their vehicle. Lockers are available to store items for a nominal fee. Guests must have written permission to use photographs and/or recordings of any aspect of the park for commercial broadcasting, advertising, marketing, or publishing in any medium.

FULL BODY HARNESS:

The safety of our guests and employees is always our highest priority and we strive to provide a fun, safe experience for all guests. In an effort to better accommodate the needs of guests with certain disabilities, we have worked with ride manufacturers to develop safety harnesses for select rides in our park. Riders who do not meet certain extremity requirements may be able to ride select rides: The Rides utilizing the full body harness [if all requirements are met]. Our ride operators have been trained to assist guests with the harnesses to ensure their safety and enjoyment. Visit Guest Relations for further information.

RIDE EVACUATIONS:

If a ride evacuation is necessary, Guests may need to negotiate stairs from the highest points of the ride down steeply inclined stairs or walking surfaces. Guests requiring assistance during the ride evacuation may be escorted last in order to expedite the ride evacuation process. Please ask a Ride Attendant about the specific procedures prior to boarding a particular ride.

Definitions: Every ride entrance lists height requirements and special instructions regarding the ride. Six Flags uses the following terms:

Responsible Person: A responsible person is someone who meets all the requirements to ride the ride themselves and is at least 54" tall or taller.

Supervising Companion: A supervising companion is someone who physically and mentally meets all of the requirements to ride themselves, is 14 years of age or older, and exhibits the maturity of someone 14 years of age or older.

Accompanied By: Whenever a Guest needs accompaniment, the accompanying person must meet all the ride requirements and be able to assist the Guest including helping the Guest to board and exit the ride and assisting the Guest down stairs, catwalks, or ladders in case of an evacuation.

Lap Child: A lap child is a child who is unable to walk to the ride independently or maintain independent seated postural control.

Functioning Extremity: ***A functioning extremity is a limb over which a person has control.*** A prosthetic device is not considered a functioning extremity. Six Flags has additional requirements regarding prosthetic devices. Please see the section on Prosthetics in this Guide.

Ability to hold on or brace: Ability to use one's arms to maintain a grasp on an assist bar and support one's body during normal and emergency procedures on a ride and to use one's legs to brace to maintain a seated position during the ride.

Functioning Arm is a full arm with the ability to be flexed at the elbow and a minimum of three full fingers with the ability to hold on with a firm grip. Functioning leg is a leg with a foot.



Loose Article Policy

- Loose articles are **not** permitted on the following rides (**Twisted Cyclone, Georgia Scorchers, Goliath, Superman: Ultimate Flight, Bonzai Pipelines, Calypso Bay, Paradise Island and Tsunami Surge**) and should be left with non-riders or secured in lockers. Loose articles of any kind (including but not limited to purses, backpacks, beverage containers, cell phones and keys) may not be taken past the queue entrance and cannot be left on the load/unload platform.
- Loose articles for the balance of rides, such as cell phones, keys, or other small items must be secured in cargo pockets, zippered pockets or article bins, which are located on the ride dock. All loose articles which cannot be secured must be locked in a locker, or left with a non-rider prior to entering the queue line.

Attraction Requirements

If you have questions concerning whether you meet the manufacturer and safety restraint system requirements for attractions (concerning the ability to maintain proper riding position and/or the physical requirements with respect to functioning limb and gripping ability) you should visit Guest Relations, inside the Park and ask about the Attraction Access Pass.

A Guest Relations Team Member will review with you attraction requirements and if you meet such requirements, will provide you with an Attraction Access Pass that you can use at each approved attraction to demonstrate to the Ride Operator that you meet the manufacturers and safety restraint system requirements.

ACME Trucking Company

A children's attraction guided around a circular track.

HEIGHT REQUIREMENT

Guests must be 36" or 91 cm tall to ride alone. Guests under 36" must be accompanied by an adult over 54" or 137 cm. tall. No lap children are allowed.

PHYSICAL REQUIREMENTS

Each rider must maintain an upright seated position with their back against the seatback during the duration of the ride with their arms, hands, legs, and feet inside the ride vehicle at all times. Guests must possess at least one (1) fully functioning arm and one (1) fully functional leg. Riders must be able to sit properly, utilize all restraining devices, and stabilize themselves.

SIZE LIMITATION






Due to the design of the seating & safety device on this ride, exceptionally large or tall people may not be able to ride.

RIDE ACCESS

Ride access is via the entrance to the ride. Casts may not restrict the restraints in any way. Riders using a wheelchair must transfer from the wheelchair onto the ride.

LOOSE ARTICLE POLICY

Loose articles are permitted on this ride. Loose articles such as cell phones, keys, or other small items must be taken with the rider and secured in cargo pockets or zippered pockets. All loose articles which cannot be secured must be locked in a locker, or left with a non-rider.

IBCCES Sensory Guide™				
Zamperla / Convoy				ISD#8086
TOUCH	TASTE	SOUND	SMELL	SIGHT
				
Sensory Level (1 = low sensory stimulation, 10 = high sensory stimulation)				
2	1	2	1	2
© 2019 IBCCES ALL RIGHTS RESERVED				
Participant Guidelines				
<ul style="list-style-type: none">• Gentle pace• Smoothness of steering depends on driver• Lap restraint• Minimal sensory impact• Close proximity to other guests• Minimal sensory impact• Shaded ride				
© 2019 IBCCES ALL RIGHTS RESERVED				
Activity Summary				
Little drivers can steer big trucks on this mousy, wacky ride!				
© 2019 IBCCES ALL RIGHTS RESERVED				

Acrophobia

Simulation of free falling. Guests are loaded onto "bicycle" seat type apparatuses and have to be able to be restrained by a shoulder harness and crotch belt. The ride has a twirling motion, will carry riders to a height of 200 ft. then drop, reaching speeds of 65 miles per hour and will have a smooth, but quick stop. Guests should be prepared to brace for front to back, top to bottom, and side-to-side forces. Ride motion may cause dizziness. Evacuation is considered extremely difficult and time consuming.

HEIGHT REQUIREMENT

Guests must be at least 52" tall or 132 cm.

PHYSICAL REQUIREMENTS






Each rider must maintain an upright seated position with their head against the headrest during the duration of the ride. Guests must possess at least one (1) fully functioning arm and one (1) fully functional leg. No prosthetics are permitted on the ride. Riders with a leg cast, or an arm cast above the elbow are not permitted. Riders with an arm cast below the elbow are permitted. Riders must be able to sit properly, use all restraining devices and stabilize themselves.

SIZE LIMITATION

Boarding may be difficult for guests with large girths (over 52" or 132 cm) due to the over-the-shoulder restraint and safety strap.

RIDE ACCESS

Ride access for guests confined to a wheelchair or Guests with disabilities that cannot wait in the normal queue line is via the ride exit. Guests with disabilities that do not impair their ability to wait in the queue line should enter via the ride entrance. Guests should utilize the Attraction Access Pass to receive a boarding time. Riders using a wheelchair must transfer from the wheelchair onto the ride.

IBCCES Sensory Guide™				
Intamin/Drop Gyro				
ISD#8049				
TOUCH	TASTE	SOUND	SMELL	SIGHT
				
Sensory Level (1 = low sensory stimulation, 10 = high sensory stimulation)				
8	1	6	1	7
© 2019 IBCCES ALL RIGHTS RESERVED				
Participant Guidelines				
<ul style="list-style-type: none">Restrictive restraintMassive drop (100 stories)Feet danglingTilted to be face down during dropMinimal sensory impactSound of other riders screamingAir rushing past earsMinimal sensory impactNatural lightingMotion sickness/dizziness may occurFast moving scenery				
© 2019 IBCCES ALL RIGHTS RESERVED				
Activity Summary				
Get ready to make your heart race as you're dropped over 200 thrilling feet.				
© 2019 IBCCES ALL RIGHTS RESERVED				

LOOSE ARTICLE POLICY

Loose articles are not permitted on this ride. Loose articles of any kind (including but not limited to purses, backpacks, beverage containers, cell phones and keys) must be secured in cargo pockets, zippered pockets or article bins, which are located on the ride dock. All loose articles which cannot be secured must be locked in a locker, or left with a non-rider.

The BATCOPTERS






A children's attraction with circular motion.

HEIGHT REQUIREMENT

Riders must be between 38" and 67" to ride alone. No riders above 67" may ride. Guests under 38" tall may ride if accompanied by someone who is between 54" and 67".

PHYSICAL REQUIREMENTS

Each rider must maintain an upright seated position with their back against the seatback during the duration of the ride and their arms, hands, legs, and feet inside the ride vehicle at all times. Guests must possess at least one (1) fully functioning arm and one (1) fully functional leg. Riders must be able to sit properly, utilize all restraining devices, and stabilize themselves.

IBCCES Sensory Guide™				
IE Park / Flight Mini				
ISD#8149				
TOUCH	TASTE	SOUND	SMELL	SIGHT
				
Sensory Level (1 = low sensory stimulation, 10 = high sensory stimulation)				
3	1	3	1	3
© 2019 IBCCES ALL RIGHTS RESERVED				
Participant Guidelines				
<ul style="list-style-type: none">Elevation changesMinimal sensory impactMechanical soundMinimal sensory impactMotion sickness/dizziness may occurShaded ride				
© 2019 IBCCES ALL RIGHTS RESERVED				
Activity Summary				
BATMAN has trusted you with his best helicopter and is calling for your help as he fights crime!				
© 2019 IBCCES ALL RIGHTS RESERVED				

SIZE LIMITATIONS

Due to the design of the seating & safety device on this ride, exceptionally large or tall people may not be able to ride

RIDE ACCESS

Ride access is via the entrance to the ride. Casts may not restrict the restraints in any way. Riders using a wheelchair must transfer from the wheelchair onto the ride.

LOOSE ARTICLE POLICY

Loose articles are permitted on this ride. Loose articles such as cell phones, keys, or other small items must be taken with the rider and secured in cargo pockets or zippered pockets. All loose articles which cannot be secured must be locked in a locker, or left with a non-rider.

BATMAN: The Ride

An inverted, outside looping thrill ride. Moderately difficult to board and disembark. Very difficult to evacuate due to high, narrow catwalks. Riders must have upper body control. A shoulder harness and a safety strap restrain all riders. Riders should be prepared to brace for strong front-to-back, top-to-bottom, bottom-to-top and side-to-side forces.

HEIGHT REQUIREMENT






Guests must be at least 54" or 137 cm.

PHYSICAL REQUIREMENTS

Each rider must maintain an upright seated position with their head against the headrest during the duration of the ride. No casts, No prosthetics, Rider with 1 amputated foot or 2 amputated feet (amputation below the knee) with or without prosthesis, may ride provided rider has ability to hold on with 2 functioning hands. Rider with 1 missing arm or hand may ride, provided rider has ability to hold on with 1 functioning hand and stabilize themselves with 2 functioning legs. Riders who do not meet the extremity requirements may be able to ride Batman: The Ride by utilizing a full body harness, if all other requirements are met.

SIZE LIMITATION

Boarding may be difficult for guests with large girths (over 52" or 132 cm) due to the over-the-shoulder restraint and safety strap.

IBCCES Sensory Guide™				
B & M/Coaster Inverted				ISD#8001
TOUCH	TASTE	SOUND	SMELL	SIGHT
				
Sensory Level (1 = low sensory stimulation, 10 = high sensory stimulation)				
8	1	7	1	8
© 2019 IBCCES ALL RIGHTS RESERVED				
Participant Guidelines				
<ul style="list-style-type: none">• 360-degree loops• Highly restrictive safety restraints• Suspended in air• G-Force speed• Tight twists and turns• Restrictive Restraint• Minimal Sensory Impact• Screaming Guests• Sound of machinery• Minimal Sensory Impact• Potential for Motion Sickness/Dizziness• Direct Sunlight• Optical Illusions				
© 2019 IBCCES ALL RIGHTS RESERVED				
Activity Summary				
The Masked superhero takes you on a menacing ride of relentless loops and twists over the streets of Gotham.				
© 2019 IBCCES ALL RIGHTS RESERVED				

RIDE ACCESS

Enter this ride through the regular entrance. Continue through the queue line looking for wheelchair ramp signs and proceed to loading. This ramp will be just before you enter the first tunnel. Guests with disabilities that do not impair their ability to wait in the queue line should proceed through the queue line to board the ride. Guests should utilize the Attraction Access Pass to receive a boarding time. Riders using a wheelchair must transfer from the wheelchair onto the ride.

LOOSE ARTICLE POLICY

Loose articles are not permitted on this ride. Loose articles of any kind (including but not limited to purses, backpacks, beverage containers, cell phones and keys) must be secured in cargo pockets, zippered pockets or article bins, which are located on the ride dock. All loose articles which cannot be secured must be locked in a locker, or left with a non-rider.

Blue Hawk






High speed looping steel coaster with corkscrew turns. Guests should be prepared to brace for strong front-to-back, top-to-bottom and bottom-to-top forces as well as mild side-to-side forces. Very difficult to evacuate due to the high, steep, narrow catwalks.

HEIGHT REQUIREMENT

Guests must be at least 48" or 122 cm. tall.

PHYSICAL REQUIREMENTS

Each rider must maintain an upright seated position with their head against the headrest and back against the seatback during the duration of the ride and their arms, hands, legs, and feet inside the ride vehicle at all times. Guests must possess at least one (1) fully functioning arm and one (1) fully functional leg. Guests must have upper body control and must be restrained by an over the shoulder harness.

IBCCES Sensory Guide™				
Vekoma/Coaster looping MK1200 Custom				ISD#8008
TOUCH	TASTE	SOUND	SMELL	SIGHT
				
Sensory Level (1 = low sensory stimulation, 10 = high sensory stimulation)				
7	1	7	1	7
© 2019 IBCCES ALL RIGHTS RESERVED				
Participant Guidelines				
<ul style="list-style-type: none">• Highly restrictive safety restraints• G-Force speed• Tight twists and turns• 55 mph• Multiple loops• Minimal Sensory Impact• Screaming Guests• Sound of machinery• Minimal Sensory Impact• Potential for Motion Sickness/Dizziness• Direct Sunlight• Optical Illusions				
© 2019 IBCCES ALL RIGHTS RESERVED				
Activity Summary				
Master the art of looping on this super-coaster's butterfly 360s, sidewinder loop, and double corkscrew.				
© 2019 IBCCES ALL RIGHTS RESERVED				

SIZE LIMITATIONS

Due to the design of the seating safety device on this ride, exceptionally large or tall people may not be able to ride.

RIDE ACCESS

Ride access for guests confined to a wheelchair or Guests with disabilities that cannot wait in the normal queue line is via the ride exit. Guests with disabilities that do not impair their ability to wait in the queue line should enter via the ride entrance. Guests should utilize the Attraction Access Pass to receive a boarding time. Casts may not restrict the restraints in any way. Riders using a wheelchair must transfer from the wheelchair onto the ride.

LOOSE ARTICLE POLICY

Loose articles are not permitted on this ride. Loose articles of any kind (including but not limited to purses, backpacks, beverage containers, cell phones and keys) must be secured in cargo pockets, zippered pockets or article bins, which are located on the ride dock. All loose articles which cannot be secured must be locked in a locker, or left with a non-rider.

CATWOMAN WHIP

An exciting circular ride that has elevation and a tilt.

HEIGHT REQUIREMENT






All guests must be 48 inches tall to ride.

PHYSICAL REQUIREMENTS

Riders with arm casts must be seated with the cast positioned on the outside of the ride. All riders must be able to sit properly (facing forward, sitting upright, flat in the seat with their arms and legs inside the ride), use all restraining devices, and stabilize themselves throughout the entire ride cycle in order to ride.

Extremity Requirement:

Riders must have at least two (2) natural functioning arms that extend at the minimum to the elbow and one (1) natural functioning hand capable of grasping on one of the two arms, and at least two (2) natural legs with lower extremities to the knee on both legs in order to ride. No prosthetic devices

IBCCES Sensory Guide™				
Zamperla/Endeavour			ISD#8013	
TOUCH	TASTE	SOUND	SMELL	SIGHT
				
Sensory Level (1 = low sensory stimulation, 10 = high sensory stimulation)				
7	1	7	1	7
© 2019 IBCCES ALL RIGHTS RESERVED				
Participant Guidelines				
<ul style="list-style-type: none">• Restrictive safety restraints• High speeds• Dangling feet• Spin and tilt• 7 stories• Minimal Sensory Impact• Screaming Guests• Sound of machinery• Minimal Sensory Impact• Potential for Motion Sickness/Dizziness• Direct Sunlight				
© 2019 IBCCES ALL RIGHTS RESERVED				
Activity Summary				
Giant spinning thrill ride.				
© 2019 IBCCES ALL RIGHTS RESERVED				

RIDE ACCESS

All Riders utilizing the AAP, including those using a wheelchair or ECV, should enter through THE FLASH Pass entrance.

LOOSE ARTICLE POLICY

Loose articles are not permitted on this ride. Loose articles of any kind (including but not limited to purses, backpacks, beverage containers, cell phones and keys) must be secured in cargo pockets, zippered pockets or article bins, which are located on the ride dock. All loose articles which cannot be secured must be locked in a locker, or left with a non-rider.

DAFFY DUCK Bucket Blasters

A children's attraction with circular motion

HEIGHT REQUIREMENT

An adult who is at least 54" or 137 cm. tall must accompany guests less than 36" or 91 cm. tall. No lap children may ride.

PHYSICAL REQUIREMENTS

Riders must have at least one (1) natural functioning arm with a natural functioning hand capable of grasping and at least one (1) natural functioning leg with a natural foot in order to ride. Riders must possess upper body control and the ability to sit in an upright position and maintain an upright posture.

SIZE LIMITATIONS






Due to the design of the seating & safety device on this ride, exceptionally large or tall people may not be able to ride.

RIDE ACCESS

Ride access for guests confined to a wheelchair is via the ride entrance. Casts may not restrict the restraints in any way. Riders using a wheelchair must transfer from the wheelchair onto the ride.

LOOSE ARTICLE POLICY

Loose articles are permitted on this ride. Loose articles such as cell phones, keys, or other small items must be taken with the rider and secured in cargo pockets or zippered pockets. All loose articles which cannot be secured must be locked in a locker, or left with a non-rider.

IBCCES Sensory Guide™				
Mack/Twist N Splash				ISD#8026
TOUCH	TASTE	SOUND	SMELL	SIGHT
				
Sensory Level (1 = low sensory stimulation, 10 = high sensory stimulation)				
5	2	4	2	4
© 2019 IBCCES ALL RIGHTS RESERVED				

Participant Guidelines				
<ul style="list-style-type: none">• Will get wet• Bump into walls• Spins in current	<ul style="list-style-type: none">• Chance water will get in mouth	<ul style="list-style-type: none">• Guest screams• Water rushing	<ul style="list-style-type: none">• Chlorinated scent	<ul style="list-style-type: none">• Potential for Motion Sickness/Dizziness• Direct light• Water may splash in eyes
© 2019 IBCCES ALL RIGHTS RESERVED				

Activity Summary
Tsunami Soaker allows riders to spray each other while turning and spinning in a circle.
© 2019 IBCCES ALL RIGHTS RESERVED

Dahlonega Mine Train

A moderate Roller Coaster. Moderately difficult to board and disembark. Each rider must maintain an upright seated position with their back against the seat back during the duration of the ride with their arms, hands, legs, and feet inside the ride vehicle at all times. Guests must have upper body control and must be restrained by a lap bar. Guests should be prepared to brace for strong front-to-back, back-to-front and side-to-side forces and rapidly changing turbulent forces. Very difficult to evacuate due to high, narrow catwalks.

HEIGHT REQUIREMENT

Guests must be at least 42" tall or at least 107 cm.

PHYSICAL REQUIREMENTS






Riders must possess three (3) full extremities. This includes one (1) fully functioning arm and two (2) fully functioning legs or two (2) fully functioning arms and one (1) fully functioning leg.

SIZE LIMITATION

Due to the design of the seating & safety device on this ride, exceptionally large or tall people may not be able to ride.

RIDE ACCESS

Ride access for guests confined to a wheelchair or Guests with disabilities who cannot wait in the normal queue line is via the normal ride entrance; use the right side of the walkway to enter. A ramp at the bottom of the entrance line must be negotiated. Guests with disabilities that do not impair their ability to wait in the queue line should enter via the ride entrance. Guests should utilize the Attraction Access Pass to receive a boarding time. Casts may not restrict the restraints in any way. Riders using a wheelchair must transfer from the wheelchair onto the ride.

IBCCES Sensory Guide™				
Arrow/ Coaster Run Away Train				ISD#8022
TOUCH	TASTE	SOUND	SMELL	SIGHT
				
Sensory Level (1 = low sensory stimulation, 10 = high sensory stimulation)				
5	1	4	1	4
© 2019 IBCCES ALL RIGHTS RESERVED				

Participant Guidelines				
<ul style="list-style-type: none">• Dips, dives and turns• 37 mph• 41 ft drop• Lap restraint	<ul style="list-style-type: none">• Minimal sensory impact	<ul style="list-style-type: none">• Mechanical noise• Guest screams	<ul style="list-style-type: none">• Minimal sensory impact	<ul style="list-style-type: none">• Potential for Motion Sickness/Dizziness• Direct light• Dark tunnel• Strobe effect
© 2019 IBCCES ALL RIGHTS RESERVED				

Activity Summary
The brakes are off this fast-paced family mine car adventure, Six Flags St. Louis' first coaster.
© 2019 IBCCES ALL RIGHTS RESERVED

LOOSE ARTICLE POLICY

Loose articles are not permitted on this ride. Loose articles of any kind (including but not limited to purses, backpacks, beverage containers, cell phones and keys) must be secured in cargo pockets, zippered pockets or article bins, which are located on the ride dock. All loose articles which cannot be secured must be locked in a locker, or left with a non-rider.

Dare Devil Dive

A high speed coaster with steep inclines, drops and loops. Very difficult to evacuate due to high, narrow catwalks. Riders must have upper body control. A lap bar restrains all riders. Riders should be prepared to brace for strong front-to-back, top-to-bottom, bottom-to-top and side-to-side forces.

HEIGHT REQUIREMENT






Guests must be at least 48" or 122 cm. tall.

PHYSICAL REQUIREMENTS

Each rider must maintain an upright seated position with their head against the headrest during the duration of the ride with their arms, hands, legs, and feet inside the ride vehicle at all times. Riders must possess at least one (1) fully functional arm and two (2) fully functional legs. No cast or prosthetic devices allowed on this ride. Guests must have upper body control and must be restrained by a lap bar.

SIZE LIMITATIONS

Due to the design of the seating & safety device on this ride, exceptionally large or tall people may not be able to ride.

IBCCES Sensory Guide™				
Gerstlauer/Coaster Euro Fighter				ISD#8050
TOUCH	TASTE	SOUND	SMELL	SIGHT
				
Sensory Level (1 = low sensory stimulation, 10 = high sensory stimulation)				
8	1	8	1	8
© 2019 IBCCES ALL RIGHTS RESERVED				

Participant Guidelines				
<ul style="list-style-type: none">Restrictive restraintMassive dropsGoes upside downHigh banking twists and turns	<ul style="list-style-type: none">Minimal sensory impact	<ul style="list-style-type: none">Sound of other riders screamingAir rushing past ears	<ul style="list-style-type: none">Minimal sensory impact	<ul style="list-style-type: none">Natural lightingMotion sickness/dizziness may occurFast moving sceneryOptical illusions
© 2019 IBCCES ALL RIGHTS RESERVED				

Activity Summary
A 95 foot vertical lift is nothing compared to the beyond vertical drop on this steel champion.
© 2019 IBCCES ALL RIGHTS RESERVED

RIDE ACCESS

Ride access for guests confined to a wheelchair or Guests with disabilities that cannot wait in the normal queue line is via the ride exit. Guests with disabilities that do not impair their ability to wait in the queue line should enter via the ride entrance. Guests should utilize the Attraction Access Pass to receive a boarding time. Casts may not restrict the restraints in any way. Riders using a wheelchair must transfer from the wheelchair onto the ride.

LOOSE ARTICLE POLICY

Loose articles are not permitted on this ride. Loose articles of any kind (including but not limited to purses, backpacks, beverage containers, cell phones and keys) must be secured in cargo pockets, zippered pockets or article bins, which are located on the ride dock. All loose articles which cannot be secured must be locked in a locker, or left with a non-rider.

DC SUPER-VILLAINS Swings

Elevated swing ride. Moderately difficult to board and disembark. Riders must have upper body control and be able to sit in an upright position. Riders should be prepared to brace for strong front-to-back, top-to-bottom, bottom-to-top and side-to-side forces.

HEIGHT REQUIREMENT






Guests must be at least 48" or 122 cm.

PHYSICAL REQUIREMENTS

Each rider must maintain in an upright seated position with their back against the seatback during the duration of the ride and their arms, hands, legs, and feet inside the ride vehicle at all times. Guests must possess at least one (1) fully functioning arm and one (1) fully functional leg.

SIZE LIMITATION

Boarding may be difficult for guests with large girths (over 52" or 132 cm) due to the safety strap.

IBCCES Sensory Guide™				
Zamperla / Carousel Flying				ISD#8207
TOUCH	TASTE	SOUND	SMELL	SIGHT
				
Sensory Level (1 = low sensory stimulation, 10 = high sensory stimulation)				
6	1	4	1	5
© 2019 IBCCES ALL RIGHTS RESERVED				
Participant Guidelines				
<ul style="list-style-type: none">• Lap restraint• Circular, wavy motion• High speed• Heights• Minimal sensory impact• Close proximity to other guests• Mechanical sound• Minimal sensory impact• Motion sickness/dizziness may occur• Heights				
© 2019 IBCCES ALL RIGHTS RESERVED				
Activity Summary				
An enormous carousel-topped tower hoists you over the clouds for a seated, swinging joy ride across the sky.				
© 2019 IBCCES ALL RIGHTS RESERVED				

RIDE ACCESS

Ride access for guests confined to a wheelchair or Guests with disabilities that cannot wait in the normal queue line is via the ride exit. Guests with disabilities that do not impair their ability to wait in the queue line should enter via the ride entrance. Guests should utilize the Attraction Access Pass to receive a boarding time. Casts may not restrict the restraints in any way. Riders using a wheelchair must transfer from the wheelchair onto the ride.

LOOSE ARTICLE POLICY

Loose articles are not permitted on this ride. Loose articles of any kind (including but not limited to purses, backpacks, beverage containers, cell phones and keys) must be secured in cargo pockets, zippered pockets or article bins, which are located on the ride dock. All loose articles which cannot be secured must be locked in a locker, or left with a non-rider.

Georgia Scorchers






A high speed stand-up roller coaster. Moderately difficult to board and disembark. Very difficult to evacuate due to high, narrow catwalks. Riders must have upper body control and be able to stand in an upright position. A shoulder harness and a safety strap restrain all riders. Riders should be prepared to brace for strong front-to-back, top-to-bottom, bottom-to-top and side-to-side forces.

HEIGHT REQUIREMENT

Guests must be at least 54" or 137 cm.

PHYSICAL REQUIREMENTS

Each rider must maintain in an upright standing position with their head against the headrest and back against the seatback during the duration of the ride and their arms, hands, legs, and feet inside the ride vehicle at all times. No prosthetics, No cast, Rider with one amputated foot or two amputated feet, with or without prosthesis, shall not be allowed on the ride. Rider with one missing arm or hand may ride, provided such rider has the ability to hold on with one functioning hand and stabilize themselves with two functioning legs.

IBCCES Sensory Guide™				
B & M / Coaster Stand Up / Floorless				
ISD#8272				
TOUCH	TASTE	SOUND	SMELL	SIGHT
				
Sensory Level (1 = low sensory stimulation, 10 = high sensory stimulation)				
8	1	7	1	7
© 2019 IBCCES ALL RIGHTS RESERVED				

Participant Guidelines				
<ul style="list-style-type: none">• Restrictive restraints• Legs dangle• Figure eight• Inversions• Loops• Drops	<ul style="list-style-type: none">• Minimal sensory impact	<ul style="list-style-type: none">• Close proximity to other guests• Mechanical sound	<ul style="list-style-type: none">• Minimal sensory impact	<ul style="list-style-type: none">• Motion sickness/dizziness may occur• Optical illusions• Height
© 2019 IBCCES ALL RIGHTS RESERVED				

Activity Summary
Maryland's only floorless roller coaster!
© 2019 IBCCES ALL RIGHTS RESERVED

SIZE LIMITATION

Boarding may be difficult for guests with large girths (over 52" or 132 cm) due to the over-the-shoulder restraint and safety strap.

RIDE ACCESS

Ride access for guests confined to a wheelchair or Guests with disabilities who cannot wait in the normal queue line is via the Flash Pass entrance located on left hand side of the ride entrance. Guests with disabilities that do not impair their ability to wait in the queue line should enter via the ride entrance. Guests should utilize the Attraction Access Pass to receive a boarding time. Riders using a wheelchair must transfer from the wheelchair onto the ride.

LOOSE ARTICLE POLICY

Loose articles are not permitted on this ride and should be left with non-riders or secured in lockers. Loose articles of any kind (including but not limited to purses, backpacks, beverage containers, cell phones and keys) may not be taken past the queue entrance and cannot be left on the load/unload platform.

Gold Town Racers

A Go-Kart ride with high-speeds, sharp turns, and sudden stops.

Drivers and passengers must be able to be restrained by a lap and shoulder seat belt restraint system.

HEIGHT REQUIREMENT






The driver must be at least 58" tall (single seat Go-Kart). For the Double seat Go-Kart, drivers must be at least 58" tall and 18 years old, while the passenger must be at least 40" tall ride.

PHYSICAL REQUIREMENTS

Drivers must exhibit sufficient visual acuity to operate the car safely. Drivers and passengers must maintain an upright seated position with their back against the seatback at all times during the ride durations. Arms, hands, legs, and feet must remain inside the go kart at all times. Drivers and passengers must have one (1) functioning arm, and two (2) functioning legs, or leg prosthetics which allow pedal control for both legs. Drivers must have the ability to hold and turn the steering wheel along with foot pedal control of the gas and brake pedal. Passengers must meet all the requirements to ensure safe vehicle and restraint operation.

SIZE LIMITATIONS

Due to the design of the seating & safety device on this ride, exceptionally large or tall people may not be able to ride.

IBCCES Sensory Guide™				
Pacer / J & J / Cart Go				ISD#8222
TOUCH	TASTE	SOUND	SMELL	SIGHT
				
Sensory Level (1 = low sensory stimulation, 10 = high sensory stimulation)				
5	1	5	3	5
© 2019 IBCCES ALL RIGHTS RESERVED				
Participant Guidelines				
<ul style="list-style-type: none">• Tight corners• High speed• Restrictive restraint• Minimal sensory impact• Loud engine• Fumes from engine• Motion sickness/dizziness may occur• Drive through shaded and non-shaded areas				
© 2019 IBCCES ALL RIGHTS RESERVED				
Activity Summary				
Feel the thrill of the open road on this classic go-kart speedway.				
© 2019 IBCCES ALL RIGHTS RESERVED				

RIDE ACCESS

Casts may not restrict the rider from bending the elbow or knee, and may not restrict the restraints in any way. Drivers and passengers must have the ability to step up and down into the ride vehicle or have the ability to transfer from a wheelchair to the go kart. An additional fee is required to ride.

LOOSE ARTICLE POLICY

Loose articles are not permitted on this ride. Loose articles of any kind (including but not limited to purses, backpacks, beverage containers, cell phones and keys) must be secured in cargo pockets, zippered pockets or article bins, which are located on the ride dock. All loose articles which cannot be secured must be locked in a locker, or left with a non-rider.

Goliath

A Hyper coaster with high speeds, tall drops, and side to side forces. Must be restrained by a lap bar. Guests should be prepared to brace for strong front-to-back, back-to-front and side-to-side forces as well as rapidly changing turbulent forces. Evacuation is extremely difficult and time consuming due to high, narrow catwalks.

HEIGHT REQUIREMENT






Guests must be at least 54" tall or least 137 cm.

PHYSICAL REQUIREMENTS

Each rider must maintain an upright seated position with their head against the headrest during the duration of the ride and their arms, hands, legs, and feet inside the ride vehicle at all times. No casts, Rider with one amputated leg or two amputated legs (amputation above the ankle) with or without prosthesis, shall not be allowed on the ride. Rider with one amputated foot or two amputated feet (amputation below the ankle) may ride, provided rider has ability to hold on with 2 functioning hands; Rider with 1 missing arm or hand may ride, provided rider has ability to hold on with 1 functioning hand and stabilize themselves with 2 functioning legs. No prosthetics. Riders who do not meet the extremity requirements may be able to ride Goliath by utilizing a full body harness, if all other requirements are met.

SIZE LIMITATION

Due to the design of the seating & safety device on this ride, exceptionally large guests or tall guests may not be able to ride.

IBCCES Sensory Guide™				
B & M/Coaster Hyper / Mega				ISD#8052
TOUCH	TASTE	SOUND	SMELL	SIGHT
				
Sensory Level (1 = low sensory stimulation, 10 = high sensory stimulation)				
8	1	8	1	8
© 2019 IBCCES ALL RIGHTS RESERVED				
Participant Guidelines				
<ul style="list-style-type: none">• Restrictive restraint• 4Gs• High banking twists and turns• Huge drops• Minimal sensory impact• Sound of other riders screaming• Air rushing past ears• Minimal sensory impact• Natural lighting• Motion sickness/dizziness may occur• Fast moving scenery• Optical illusions				
© 2019 IBCCES ALL RIGHTS RESERVED				
Activity Summary				
As far as roller coasters go, there are beast, there are giants and then there is Goliath.				
© 2019 IBCCES ALL RIGHTS RESERVED				

RIDE ACCESS

Ride access for guests confined to a wheelchair or Guests with disabilities that cannot wait in the normal queue line is via the exit ramp located through the Goliath store located on the right hand side of the ride entrance. Guests with disabilities that do not impair their ability to wait in the queue line should enter via the ride entrance. All guests that ride Goliath must have lower mobility. Guests should utilize the Attraction Access Pass to receive a boarding time. Riders using a wheelchair must transfer from the wheelchair onto the ride.

LOOSE ARTICLE POLICY

Loose articles are not permitted on this ride and should be left with non-riders or secured in lockers. Loose articles of any kind (including but not limited to purses, backpacks, beverage containers, cell phones and keys) may not be taken past the queue entrance and cannot be left on the load/unload platform.

Great American Scream Machine

Wooden roller coaster. Guests must have upper body control, strong grasp, and must be restrained by a lap bar and seatbelt. Guests should be prepared to brace for strong front-to-back, back-to-front and side-to-side forces and rapidly changing turbulent forces. Very difficult to evacuate due to the high, steep, narrow catwalks.

HEIGHT REQUIREMENT

Guests must be at least 42" or 107 cm. tall

PHYSICAL REQUIREMENTS

Each rider must maintain an upright seated position with their back against the seatback and head against the headrest during the duration of the ride with their arms, hands, legs, and feet inside the ride vehicle at all times. No prosthetics are permitted. Riders must possess one (1) fully functioning arm and two (2) fully functioning legs. Riders must be able to sit properly, use all restraining devices and stabilize themselves.






SIZE LIMITATIONS

Due to the design of the seating & safety device on this ride, exceptionally large or tall people may not be able to ride.

RIDE ACCESS

Ride access for guests confined to a wheelchair or Guests with disabilities that cannot wait in the normal queue line is via the ride exit ramp. Guests with disabilities that do not impair their ability to wait in the queue line should enter via the ride entrance. Guests should utilize the Attraction Access Pass to receive a boarding time.

Casts may not restrict the restraints in any way. Riders using a wheelchair must transfer from the wheelchair onto the ride.

IBCCES Sensory Guide™				
Cobb / PTC 4p / Coaster wood				ISD#8373
TOUCH	TASTE	SOUND	SMELL	SIGHT
				
Sensory Level (1 = low sensory stimulation, 10 = high sensory stimulation)				
7	1	7	1	6
© 2019 IBCCES ALL RIGHTS RESERVED				
Participant Guidelines				
<ul style="list-style-type: none">• Lap Restraint• Huge drops• High speed• Twists and turns• Minimal Sensory Impact• Close proximity to other guests• Mechanical sound• Minimal Sensory impact• Potential for Motion Sickness/Dizziness• Heights• Optical illusions				
© 2019 IBCCES ALL RIGHTS RESERVED				
Activity Summary				
Take a seat on these tallest double track wooden roller coasters in the world!				
© 2019 IBCCES ALL RIGHTS RESERVED				

LOOSE ARTICLE POLICY

Loose articles are not permitted on this ride. Loose articles of any kind (including but not limited to purses, backpacks, beverage containers, cell phones and keys) must be secured in cargo pockets, zippered pockets or article bins, which are located on the ride dock. All loose articles which cannot be secured must be locked in a locker, or left with a non-rider.

Hanson Cars

Gasoline powered car ride. Guests should be able to brace themselves and remain seated during the ride, including possible bumping by other cars. Guests should be prepared to brace for mild front-to-back, back-to-front forces.

HEIGHT REQUIREMENT






An adult who is at least 54" or 137 cm. tall must accompany guests who are less than 42" tall (or 107 cm).

PHYSICAL REQUIREMENTS

Each rider must maintain an upright seated position with their back against the seatback during the duration of the ride and their arms, hands, legs, and feet inside the ride vehicle at all times. Guests must possess at least one (1) fully functioning arm and one (1) fully functional leg. A sighted driver must be in control of the ride vehicle.

SIZE LIMITATION

Due to the design of the seating on this ride, exceptionally large guests may not be able to ride.

IBCCES Sensory Guide™				
Arrow/Car Antique Sports				ISD#8020
TOUCH	TASTE	SOUND	SMELL	SIGHT
				
Sensory Level (1 = low sensory stimulation, 10 = high sensory stimulation)				
3	1	3	1	3
© 2019 IBCCES ALL RIGHTS RESERVED				
Participant Guidelines				
<ul style="list-style-type: none">• Smoothness of the ride depends on the operator• Can have lots of starts and stops• Lightly padded seating• Minimal Sensory Impact• Noise from the rollercoaster that is above ride• Minimal Sensory impact• Potential for Motion Sickness/Dizziness• Shaded ride				
© 2019 IBCCES ALL RIGHTS RESERVED				
Activity Summary				
Take a relaxing drive in a classic turn-of-the-last century motor car!				
© 2019 IBCCES ALL RIGHTS RESERVED				

RIDE ACCESS

Ride access for guests confined to a wheelchair or Guests with disabilities that cannot wait in the normal queue line is via the exit located on right hand side of the ride entrance. Guests should utilize the Attraction Access Pass to receive a boarding time. Guests with disabilities that do not impair their ability to wait in the queue line should enter via the ride entrance. Riders using a wheelchair must transfer from the wheelchair onto the ride.

LOOSE ARTICLE POLICY

Loose articles are permitted on this ride. Loose articles such as cell phones, keys, or other small items must be taken with the rider and secured in cargo pockets or zippered pockets. All loose articles which cannot be secured must be locked in a locker, or left with a non-rider.

HARLEY QUINN Wild Whirl

An exciting ride with spinning action.

HEIGHT REQUIREMENT

Guests must be 48" tall to ride alone. Guests between 42" and 47" must be accompanied by an adult over 54" tall. No lap children are allowed.

PHYSICAL REQUIREMENTS

Each rider must maintain an upright seated position with their back against the seatback during the duration of the ride and their arms, hands, legs, and feet inside the ride vehicle at all times. Riders must have one (1) functioning arm and one (1) functioning leg absent of prosthetic devices. Riders must step up and down into the ride vehicle and will need to transfer from a wheelchair to the ride vehicle.

SIZE LIMITATION






Due to the design of the seating on this ride, exceptionally large or tall guests may not be able to ride.

RIDE ACCESS

Ride access for guests confined to a wheelchair or Guests with disabilities that cannot wait in the normal queue line is via the exit located on right hand side of the ride entrance. Guests with disabilities that do not impair their ability to wait in the queue line should enter via the ride entrance. Riders using a wheelchair must transfer from the wheelchair onto the ride.

LOOSE ARTICLE POLICY

Loose articles are permitted on this ride. Loose articles such as cell phones, keys, or other small items must be taken with the rider and secured in cargo pockets or zippered

IBCCES Sensory Guide™				
Sellner / Tilt A Whirl				ISD#8160
TOUCH	TASTE	SOUND	SMELL	SIGHT
				
Sensory Level (1 = low sensory stimulation, 10 = high sensory stimulation)				
5	1	4	1	3
© 2019 IBCCES ALL RIGHTS RESERVED				
Participant Guidelines				
<ul style="list-style-type: none">• Spin can be determined by the riders• May come in contact with other riders in car• Can be very fast spin• Minimal sensory impact• Mechanical sound• Close proximity to other guests• Minimal sensory impact• Motion sickness/dizziness may occur				
© 2019 IBCCES ALL RIGHTS RESERVED				
Activity Summary				
Hang on tight for this tilting spinning ride.				
© 2019 IBCCES ALL RIGHTS RESERVED				

pockets. All loose articles which cannot be secured must be locked in a locker, or left with a non-rider.

JOKER Chaos Coaster

A high-speed ride with sudden acceleration, steep drops and sudden stops.

HEIGHT RESTRICTION:

Riders must be at least 48"/122cm tall to ride this ride.

PHYSICAL

REQUIREMENTS: Each rider must maintain in an upright seated position with their back against the seatback during the duration of the ride and their arms, hands, legs, and feet inside the ride vehicle at all times. In addition, riders must possess at least one (1) naturally fully formed and functioning arm absent of prosthetic devices and two (2) naturally fully formed and functioning legs absent of prosthetic devices.

Prosthetics and cast are not permitted.






Riders must step up and down into the ride vehicle and will need to transfer from a wheelchair to the ride vehicle.

SIZE LIMITATION: Due to the design of the seating safety device on this ride, exceptionally large or tall people may not be able to ride.

RIDE ACCESS: Guests using a manual or electric wheelchair or an ECV should proceed to the Ride Entrance Attendant and present a valid Attraction Access Pass to receive a wait time. Guests may utilize the ramp located on the left side of the station, marked with the universal wheelchair symbol, after their time has elapsed.

LOOSE ARTICLE POLICY

Loose articles are not permitted on this ride. Loose articles of any kind (including but not limited to purses, backpacks, beverage containers, cell phones and keys) must be secured in cargo pockets, zippered pockets or article bins, which are located on the ride

IBCCES Sensory Guide™				
Larson/Loop Super Giant 73'				ISD#8005
TOUCH	TASTE	SOUND	SMELL	SIGHT
				
Sensory Level (1 = low sensory stimulation, 10 = high sensory stimulation)				
7	1	7	1	6
© 2019 IBCCES ALL RIGHTS RESERVED				
Participant Guidelines				
<ul style="list-style-type: none">• Inverted hang time• 360 degree revolutions• Restricted restraint• 7 story loop• Minimal Sensory Impact• Screaming Guests• Sound of machinery• Minimal Sensory Impact• Potential for Motion Sickness/Dizziness• Direct Sunlight• Guests face guests opposite from each other				
© 2019 IBCCES ALL RIGHTS RESERVED				
Activity Summary				
Experience revolutions and incredible weightlessness on our looping thrill ride.				
© 2019 IBCCES ALL RIGHTS RESERVED				

dock. All loose articles which cannot be secured must be locked in a locker, or left with a non-rider.

JOKER Funhouse Coaster






An exciting children's roller coaster with turns and drops.

HEIGHT REQUIREMENT

Riders must be at least 36" or 91 cm tall to ride. Riders between 36"-42" must ride with an adult. Riders over 42" may ride alone.

PHYSICAL REQUIREMENTS

Each rider must maintain an upright seated position with their back against the seatback during the duration of the ride and their arms, hands, legs, and feet inside the ride vehicle at all times. Riders must possess three (3) full extremities. This includes one (1) fully functioning arm and two (2) fully functioning legs or two (2) fully functioning arms and one (1) fully functioning leg. No leg casts.

IBCCES Sensory Guide™				
Chance / Coaster Family				ISD#8161
TOUCH	TASTE	SOUND	SMELL	SIGHT
				
Sensory Level (1 = low sensory stimulation, 10 = high sensory stimulation)				
4	1	3	1	3
© 2019 IBCCES ALL RIGHTS RESERVED				
Participant Guidelines				
<ul style="list-style-type: none"> Lap Restraint 15 mph Drops Twists and turns 	<ul style="list-style-type: none"> Minimal sensory impact 	<ul style="list-style-type: none"> Mechanical sound Close proximity to other guests 	<ul style="list-style-type: none"> Minimal sensory impact 	<ul style="list-style-type: none"> Motion sickness/dizziness may occur Natural light
© 2019 IBCCES ALL RIGHTS RESERVED				
Activity Summary				
Junior daredevils will go cuckoo over Road Runner's family coaster adventure through an old mining town.				
© 2019 IBCCES ALL RIGHTS RESERVED				

SIZE LIMITATIONS

Due to the design of the seating & safety device on this ride, exceptionally large or tall people may not be able to ride.

RIDE ACCESS

Ride access for guests confined to a wheelchair or Guests with disabilities that cannot wait in the normal queue line is via the ride exit. Guests with disabilities that do not impair their ability to wait in the queue line should enter via the ride entrance. Guests should utilize the Attraction Access Pass to receive a boarding time. Arm casts may not restrict the restraints in any way. Riders using a wheelchair must transfer from the wheelchair onto the ride.

LOOSE ARTICLE POLICY






Loose articles are not permitted on this ride. Loose articles of any kind (including but not limited to purses, backpacks, beverage containers, cell phones and keys) must be secured in cargo pockets, zippered pockets or article bins, which are located on the ride dock. All loose articles which cannot be secured must be locked in a locker, or left with a non-rider.

JUSTICE LEAGUE: Battle for Metropolis

A cutting edge, fully immersive thrill ride experience, which places riders right in the middle of the action – in 4D, which includes special effects like wind, fire, mist and fog effects. Riders board motion-based vehicles for a wild journey through the Metropolis streets, where they will meet up with life-sized animatronics. The ride features state of the art gaming elements as ride vehicles travel through 10 high intensity scenes.

HEIGHT REQUIREMENT

Riders must be at least 42" Minimum to ride. Guests between 42" and 48" must be accompanied by a supervising companion." A supervising companion is someone who physically and mentally meets all of the requirements to ride themselves, is 14 years of age or older, and exhibits the maturity of someone 14 years of age or older. A supervising companion may accompany two Guests between 42" and 48" and must sit in the same row. Children under 48", must be seated in the middle or right seat of the row. Lap children are not permitted.

IBCCES Sensory Guide™				
Sally/Dark Ride				ISD#8006
TOUCH	TASTE	SOUND	SMELL	SIGHT
				
Sensory Level (1 = low sensory stimulation, 10 = high sensory stimulation)				
5	1	5	1	6
© 2019 IBCCES ALL RIGHTS RESERVED				
Participant Guidelines				
<ul style="list-style-type: none">• Sharp twists and turns• 4D glasses• Handheld gun• Restrictive lap bar• Minimal Sensory Impact• Loud Soundscape• Close proximity to other guests• Minimal Sensory Impact• Interactive dark ride• 4D effects• Special Effects• Flashing lights• Fog and Fire Effects				
© 2019 IBCCES ALL RIGHTS RESERVED				
Activity Summary				
4D interactive ride.				
© 2019 IBCCES ALL RIGHTS RESERVED				

PHYSICAL REQUIREMENTS

Each rider must be able to sit upright in the seat, unsupported, with their back against the seatback during the duration of the ride and their arms, hands, legs and feet inside the ride vehicle at all times. Riders must possess two (2) naturally fully formed and functioning arm extremities and one (1) naturally fully formed and functioning leg extremity.

SIZE LIMITATIONS

Due to the design of the safety device on this ride, exceptionally large or tall people may not be able to ride.

RIDE ACCESS

Ride access for guests confined to a wheelchair or Guests with disabilities that cannot wait in the normal queue line is via the ride exit. Guests with disabilities that do not impair their ability to wait in the queue line should enter via the ride entrance. Guests should utilize the Attraction Access Pass to receive a boarding time. Arm casts may not restrict the restraints in any way. Riders using a wheelchair must transfer from the wheelchair onto the ride.

LOOSE ARTICLE POLICY

Loose articles are permitted on this ride. Loose articles such as cell phones, keys, or other small items must be taken with the rider and secured in cargo pockets or zippered pockets. All loose articles which cannot be secured must be locked in a locker, or left with a non-rider.

Log Jamboree

Water ride. Several steps must be negotiated at the exit of this ride. Guests should be prepared to brace for strong front-to-back forces. Guests become considerably wet; therefore prosthetic devices should be protected. Very difficult to evacuate due to high, narrow catwalks.

HEIGHT REQUIREMENT

An adult who is at least 54" or 137 cm. tall must accompany guests less than 42" or 107 cm. tall. No lap children may ride.

PHYSICAL REQUIREMENTS






Each rider must maintain an upright seated position with their back against the seatback during the duration of the ride and their arms, hands, legs, and feet inside the ride vehicle at all times. Guests must possess at least one (1) fully functioning arm and one (1) fully functional leg. Riders must have full body control with the ability to support themselves.

SIZE LIMITATION

Due to the design of the seating on this ride, exceptionally large guests may not be able to ride. There must not be more than 680 pounds or a total of four (4) people per log.

RIDE ACCESS

Ride access for Guests confined to a wheelchair is difficult due to a stairway at the entrance, a narrow boarding walkway, and stairs at the boarding area. Access for Guests with disabilities that do not impair their ability to wait in line is via the ride entrance. Guests should utilize the Attraction Access Pass to receive a boarding time. Riders using a wheelchair must transfer from the wheelchair onto the ride.

IBCCES Sensory Guide™				
Arrow/Flume Log				ISD#8021
TOUCH	TASTE	SOUND	SMELL	SIGHT
				
Sensory Level (1 = low sensory stimulation, 10 = high sensory stimulation)				
4	2	2	2	3
© 2019 IBCCES ALL RIGHTS RESERVED				

Participant Guidelines				
<ul style="list-style-type: none">• Could get slightly wet• Bumps into side of the course• Significant drop	<ul style="list-style-type: none">• Slight chance of water in mouth	<ul style="list-style-type: none">• Mechanical noise• Splashing noise• Guest screams	<ul style="list-style-type: none">• Chlorinated scent	<ul style="list-style-type: none">• Potential for Motion Sickness/Dizziness• Direct sunlight
© 2019 IBCCES ALL RIGHTS RESERVED				

Activity Summary
Make a splash on this flume ride down a mountain river, with breathtaking views and heart-pumping drops!
© 2019 IBCCES ALL RIGHTS RESERVED

LOOSE ARTICLE POLICY

Loose articles are permitted on this ride. Loose articles such as cell phones, keys, or other small items must be taken with the rider and secured in cargo pockets or zippered pockets. All loose articles which cannot be secured must be locked in a locker, or left with a non-rider.

LOONEY TUNES Adventure Camp

Children's playground and activity area.

HEIGHT REQUIREMENT






Guests under 44" tall must be accompanied by a responsible person 54" or taller.

PHYSICAL REQUIREMENTS

Based on manufacturer requirements, no specific physical requirements are set for the playground at Looney Tunes Adventure Camp.

PLAYGROUND ACCESS

Access to the playground for guests confined to a wheelchair or Guests with disabilities is at the entrance to the playground area. Some elements are above ground level and other elements are accessible at ground level.

IBCCES Sensory Guide™				
FC / Area Dry Play			ISD#8209	
TOUCH	TASTE	SOUND	SMELL	SIGHT
				
Sensory Level (1 = low sensory stimulation, 10 = high sensory stimulation)				
2	1	2	1	2
© 2019 IBCCES ALL RIGHTS RESERVED				

Participant Guidelines				
<ul style="list-style-type: none">• Interactive play• Slides• Climbing structure	<ul style="list-style-type: none">• Minimum sensory impact	<ul style="list-style-type: none">• Close proximity to other guests at peak times• Music playing in the background	<ul style="list-style-type: none">• Minimum sensory impact	<ul style="list-style-type: none">• Shaded play area
© 2019 IBCCES ALL RIGHTS RESERVED				

Activity Summary
© 2019 IBCCES ALL RIGHTS RESERVED

THE RIDDLER Mindbender

High speed looping steel coaster. Guests should be prepared to brace for strong front-to-back, top-to-bottom and bottom-to-top forces as well as mild side-to side forces. The Mindbender is very difficult to evacuate due to the high, steep, narrow catwalks.

HEIGHT REQUIREMENT

Guests must be at least 42" or 107 cm. tall

PHYSICAL REQUIREMENTS






Each rider must maintain an upright seated position with their head against the headrest and back against the seatback during the duration of the ride and their arms, hands, legs, and feet inside the ride vehicle at all times. Guests must possess at least one (1) fully functioning arm and two (2) fully functional legs. Riders must have upper body control, a strong grasp, and must be restrained by a lap bar.

SIZE LIMITATIONS

Due to the design of the seating & safety device on this ride, exceptionally large or tall people may not be able to ride.

RIDE ACCESS

Ride access for guests confined to a wheelchair or Guests with disabilities that cannot wait in the normal queue line is via the ride exit located by the Gotham City games area. Guests with disabilities that do not impair their ability to wait in the queue line should enter via the ride entrance. Guests should utilize the Attraction Access Pass to receive a boarding time. Casts may not restrict the restraints in any way. Riders using a wheelchair must transfer from the wheelchair onto the ride.

IBCCES Sensory Guide™				
Schwarzkopf/Coaster Looping				ISD#8053
TOUCH	TASTE	SOUND	SMELL	SIGHT
				
Sensory Level (1 = low sensory stimulation, 10 = high sensory stimulation)				
8	1	7	1	8
© 2019 IBCCES ALL RIGHTS RESERVED				

Participant Guidelines				
<ul style="list-style-type: none">• Lap Bar• Upside down loop• High banking twists and turns• Huge drops	<ul style="list-style-type: none">• Minimal sensory impact	<ul style="list-style-type: none">• Sound of other riders screaming• Air rushing past ears	<ul style="list-style-type: none">• Minimal sensory impact	<ul style="list-style-type: none">• Natural lighting• Motion sickness/dizziness may occur• Fast moving scenery• Optical illusions
© 2019 IBCCES ALL RIGHTS RESERVED				

Activity Summary
Celebrating 40 years in 2018, this classic coaster will flip you mercilessly at 50 mph.
© 2019 IBCCES ALL RIGHTS RESERVED

LOOSE ARTICLE POLICY

Loose articles are not permitted on this ride. Loose articles of any kind (including but not limited to purses, backpacks, beverage containers, cell phones and keys) must be secured in cargo pockets, zippered pockets or article bins, which are located on the ride dock. All loose articles which cannot be secured must be locked in a locker, or left with a non-rider.

Monster Mansion

Boats float through a dark mansion with animated monsters. This ride is difficult to evacuate due to the narrow catwalks along the side of the trough.

HEIGHT REQUIREMENT

An adult who is at least 54" or 137 cm. tall should accompany lap children.

PHYSICAL REQUIREMENTS

Each rider must maintain an upright seated position with their back against the seatback during the duration of the ride and their arms, hands, legs, and feet inside the ride vehicle at all times.






Guests must possess two (2) natural legs with lower extremities to the mid-thigh on both legs and one (1) fully functioning arm. Riders must be able to sit properly and stabilize themselves.

SIZE LIMITATIONS

Due to the design of the seating on this ride, exceptionally large or tall people may not be able to ride.

RIDE ACCESS

Ride access for guests confined to a wheelchair or Guests with disabilities that cannot wait in the normal queue line is via the ride exit. Guests with disabilities that do not impair their ability to wait in the queue line should enter via the ride entrance. Guests should utilize the Attraction Access Pass to receive a boarding time. Riders using a wheelchair must transfer from the wheelchair onto the ride.

IBCCES Sensory Guide™				
Arrow / Dark Ride				ISD#8150
TOUCH	TASTE	SOUND	SMELL	SIGHT
				
Sensory Level (1 = low sensory stimulation, 10 = high sensory stimulation)				
4	1	6	1	4
© 2019 IBCCES ALL RIGHTS RESERVED				
Participant Guidelines				
<ul style="list-style-type: none">• Changing scenes• Minimal sensory impact• High volume soundscape• Loud surprise sound effects• Minimal sensory impact• Motion sickness/dizziness may occur• Lighting effects• Smoke effects				
© 2019 IBCCES ALL RIGHTS RESERVED				
Activity Summary				
Sail into a magical world of monstrous imagination, on this interactive, fully immersive, creepy spookfest!				
© 2019 IBCCES ALL RIGHTS RESERVED				

LOOSE ARTICLE POLICY

Loose articles are permitted on this ride. Loose articles such as cell phones, keys, or other small items must be taken with the rider and secured in cargo pockets or zippered pockets. All loose articles which cannot be secured must be locked in a locker, or left with a non-rider.

Pandemonium

A high thrill exciting ride with circulating and oscillating up and down motion. The round rotating disk will swing back and forth up to 147 feet in the air reaching 70 mph while rotating counterclockwise. A shoulder harness and safety strap restrain all riders. Ride motion may cause dizziness.

HEIGHT REQUIREMENT






Guests must be at least 52" tall or 132 cm.

PHYSICAL REQUIREMENTS

Riders must have two (2) natural functioning arms that extend at a minimum to the elbow and one (1) natural functioning hand capable of grasping on one of the two arms, and at least two (2) natural legs with lower extremities to the knee on both legs in order to ride. No prosthetic devices are permitted on the ride. Riders with a leg cast, or an arm cast above the elbow are not permitted. Riders with an arm cast below the elbow are permitted. Riders must be able to sit properly, use all restraining devices and stabilize themselves.

SIZE LIMITATION

Boarding may be difficult for guests with large girths (over 52" or 132 cm) due to the over-the-shoulder restraint and safety strap.

IBCCES Sensory Guide™				
Zamperla / Discovery 45'				ISD#8371
TOUCH	TASTE	SOUND	SMELL	SIGHT
				
Sensory Level (1 = low sensory stimulation, 10 = high sensory stimulation)				
8	1	7	1	6
© 2019 IBCCES ALL RIGHTS RESERVED				
Participant Guidelines				
<ul style="list-style-type: none">Restrictive restraintsElevation changesPendulum swingsFeet dangleImmense forceMinimal Sensory ImpactClose proximity to other guestsMechanical soundMinimal Sensory impactPotential for Motion Sickness/DizzinessHeightsUpside down				
© 2019 IBCCES ALL RIGHTS RESERVED				
Activity Summary				
Prepare to fly away in the midst of the clouds, in an epic swing. First, sit in one of the seats attached to one of the four huge feet of the rim of a giant hanging disk. Pull on the shoulder harnesses, which are also very comfortable. You will see why they are so important in about 90 seconds.				
© 2019 IBCCES ALL RIGHTS RESERVED				

RIDE ACCESS

Ride access for guests confined to a wheelchair or Guests with disabilities that cannot wait in the normal queue line is via ADA entrance. Guests with disabilities that do not impair their ability to wait in the queue line should enter via the ride entrance. Guests should utilize the Attraction Access Pass to receive a boarding time. Riders using a wheelchair must transfer from the wheelchair onto the ride.

LOOSE ARTICLE POLICY

Loose articles are not permitted on this ride. Loose articles of any kind (including but not limited to purses, backpacks, beverage containers, cell phones and keys) must be secured in cargo pockets, zippered pockets or article bins, which are located on the ride dock. All loose articles which cannot be secured must be locked in a locker, or left with a non-rider.

POISON IVY Toxic Spin






A moderate ride that with a quick circulating motion.

HEIGHT REQUIREMENT:

Riders must be at least 48"/122cm tall to ride unaccompanied. Guests under 48"/122cm but taller than 36"/91cm may ride if accompanied by a responsible person.

PHYSICAL REQUIREMENTS:

Each rider must maintain in an upright seated position with their back against the seatback during the duration of the ride and their arms, hands, legs, and feet inside the ride vehicle at all times. In addition, riders must possess at least one (1) naturally fully formed and functioning arm absent of prosthetic devices and one (1) naturally fully formed and functioning leg absent of prosthetic.

IBCCES Sensory Guide™				
Eli Bridge/Scrambler Big Eli				ISD#8023
TOUCH	TASTE	SOUND	SMELL	SIGHT
				
Sensory Level (1 = low sensory stimulation, 10 = high sensory stimulation)				
5	1	5	1	4
© 2019 IBCCES ALL RIGHTS RESERVED				
Participant Guidelines				
<ul style="list-style-type: none">• Whirls and twirls• Height changes• Fast spins• Minimal sensory impact• Mechanical noise• Guest screams• Minimal sensory impact• Potential for Motion Sickness/Dizziness• Direct light				
© 2019 IBCCES ALL RIGHTS RESERVED				
Activity Summary				
You'll be spinning faster than lightning on Shazam's delightfully disorienting classic scrambler.				
© 2019 IBCCES ALL RIGHTS RESERVED				

LOOSE ARTICLE POLICY

Loose articles are permitted on this ride. Loose articles such as cell phones, keys, or other small items must be taken with the rider and secured in cargo pockets or zippered pockets. All loose articles which cannot be secured must be locked in a locker, or left with a non-rider.

Riverview Carousel

A gentle circular ride with both stationary and up/down moving horses.

HEIGHT RESTRICTION

Riders must be at least 42" to ride alone. Riders under 42" must ride with an adult.

PHYSICAL REQUIREMENTS






Each rider must be able to remain sitting up straight, keeping their head upright. In addition, Riders must possess at least one (1) naturally fully formed and functioning arm extremity absent of prosthetic devices, one (1) naturally fully formed and functioning leg extremity absent of prosthetic devices, and one (1) leg to the knee to utilize a horse. Riders utilizing a chariot must have upper body control and be able to sit in an upright position. Casts may not restrict the restraints in any way. Riders using a wheelchair must transfer from the wheelchair onto the ride.

SIZE LIMITATIONS

Due to the design of the seating & safety device on this ride, exceptionally large or tall people may not be able to ride.

RIDE ACCESS

Guests using a manual or electric wheelchair or an ECV should proceed to the exit and present a valid Attraction Access Pass to a Team Member at the exit to receive a wait time. Casts may not restrict the restraints in any way. Riders using a wheelchair must transfer from the wheelchair onto the ride.

IBCCES Sensory Guide™				
PTC/ Carousel 35			ISD#8019	
TOUCH	TASTE	SOUND	SMELL	SIGHT
				
Sensory Level (1 = low sensory stimulation, 10 = high sensory stimulation)				
3	1	2	1	3
© 2019 IBCCES ALL RIGHTS RESERVED				
Participant Guidelines				
<ul style="list-style-type: none">• Up and down motion• Continuous circular motion• Minimal Sensory Impact• Musical soundscape• Minimal Sensory impact• Potential for Motion Sickness/Dizziness• Shaded ride				
© 2019 IBCCES ALL RIGHTS RESERVED				
Activity Summary				
Step back in time and choose your horse on this restored classic carousel.				
© 2019 IBCCES ALL RIGHTS RESERVED				

LOOSE ARTICLE POLICY

Loose articles are permitted on this ride. Loose articles such as cell phones, keys, or other small items must be taken with the rider and secured in cargo pockets or zippered pockets. All loose articles which cannot be secured must be locked in a locker, or left with a non-rider.

Rockin' Tug






Moderate ride with back and forth motion. Guests must have upper body control and must be restrained by a lap bar. Guests should be prepared to brace for strong front-to-back, top-to-bottom and bottom-to-top forces as well as mild side-to-side forces.

HEIGHT REQUIREMENT

Guests must be at least 42" or 107 cm. tall.

PHYSICAL REQUIREMENTS

Each rider must maintain an upright seated position with their head against the headrest and back against the seatback during the duration of the ride and their arms, hands, legs, and feet inside the ride vehicle at all times. Guests must possess at least one (1) fully functioning arm and one (1) fully functional leg. Riders must be able to sit properly, use all restraining devices, and stabilize themselves.

IBCCES Sensory Guide™				
Zamperla/Tug Rockin				ISD#8035
TOUCH	TASTE	SOUND	SMELL	SIGHT
				
Sensory Level (1 = low sensory stimulation, 10 = high sensory stimulation)				
4	1	2	1	3
© 2019 IBCCES ALL RIGHTS RESERVED				
Participant Guidelines				
<ul style="list-style-type: none">• Swivels, twists and scoots• Fast pace• Wobbly movement• Lap restraint• Rocking• Minimum sensory impact• Sound of machinery• Soundscape playing• Minimum sensory impact• Motion sickness/dizziness may occur				
© 2019 IBCCES ALL RIGHTS RESERVED				
Activity Summary				
This gushing geyser will make you zig and zag across wobbly waters.				
© 2019 IBCCES ALL RIGHTS RESERVED				

SIZE LIMITATIONS

Due to the design of the seating & safety device on this ride, exceptionally large or tall people may not be able to ride.

RIDE ACCESS

Ride access for guests confined to a wheelchair or Guests with disabilities that cannot wait in the normal queue line is via the ride exit. Guests with disabilities that do not impair their ability to wait in the queue line should enter via the ride entrance. Casts may not restrict the restraints in any way. Riders using a wheelchair must transfer from the wheelchair onto the ride.

LOOSE ARTICLE POLICY

Loose articles are permitted on this ride. Loose articles such as cell phones, keys, or other small items must be taken with the rider and secured in cargo pockets or zippered pockets. All loose articles which cannot be secured must be locked in a locker, or left with a non-rider.

Six Flags Railroad

Train ride around the park. The railroad may be boarded either at the Marthasville station or the Rabun Gap station. The last coach can accommodate standard wheelchairs. If you leave your chair behind, bring that fact to the attention of a host or hostess so that you can be assured of a round-trip ride on the train. The Railroad attendant can direct and/or escort you to the proper access area.

HEIGHT REQUIREMENT

An adult who is at least 54" or 137 cm. tall should accompany lap children.

PHYSICAL REQUIREMENTS

Riders must possess upper body control and the ability to sit in an upright position and maintain an upright posture.






If one cannot maintain upper body control, he/she must ride with a responsible adult.

RIDE ACCESS

Ride access for guests confined to a wheelchair is via the ride exit.

LOOSE ARTICLE POLICY

Loose articles are permitted on this ride. Loose articles such as cell phones, keys, or other small items must be taken with the rider and secured in cargo pockets or zippered pockets.

IBCCES Sensory Guide™				
Guiberson Harpur / Train Engine				ISD#8152
TOUCH	TASTE	SOUND	SMELL	SIGHT
				
Sensory Level (1 = low sensory stimulation, 10 = high sensory stimulation)				
2	1	4	1	3
© 2019 IBCCES ALL RIGHTS RESERVED				
Participant Guidelines				
<ul style="list-style-type: none">• Slow pace• Rocking motion• Hard benches	<ul style="list-style-type: none">• Minimal sensory impact	<ul style="list-style-type: none">• Train whistle/bells• Steam engine noise• Close proximity to other guests	<ul style="list-style-type: none">• Minimal sensory impact	<ul style="list-style-type: none">• Motion sickness/dizziness may occur• Rapidly changing scenery
© 2019 IBCCES ALL RIGHTS RESERVED				
Activity Summary				
Take a round trip scenic adventure through the park on this classic locomotive.				
© 2019 IBCCES ALL RIGHTS RESERVED				

SkyCoaster

A flying-drop ride in which riders are secured into flight suits, placed in a "prone" position, attached to flight cables and hoisted 180ft to the flight position. One to three flyers can participate at one time, and one flyer must pull the "ripcord." The ride has a sudden drop, with high speeds, and side-to-side forces.

HEIGHT REQUIREMENT

Guests must be at least 42" tall to participate.

PHYSICAL REQUIREMENTS

Riders must be physically able to be suspended in a prone position while in the flight suit. Guests must possess two (2) arms sufficient to be contained and restrained by the shoulder pads, and at least one (1) leg sufficient to be contained and restrained by a leg strap.

SIZE LIMITATIONS






Due to the design of the safety device on this ride, exceptionally large or tall people may not be able to ride.

RIDE ACCESS

Ride access for guests confined to a wheelchair or Guests with disabilities that cannot wait in the normal queue line is via the ride entrance. A stairway must be navigated to get to the loading area. Casts may not restrict the restraints in any way. Riders using a wheelchair must transfer from the wheelchair into a flight suit and onto the ride platform.

LOOSE ARTICLE POLICY

Loose articles are not permitted on this ride. Loose articles of any kind (including but not limited to purses, backpacks, beverage containers, cell phones and keys) must be secured in cargo pockets, zippered pockets or article bins, which is located at the flight suiting station. All loose articles which cannot be secured must be locked in a locker, or left with a non-rider.

IBCCES Sensory Guide™				
Skycoaster / Skycoaster				ISD#8202
TOUCH	TASTE	SOUND	SMELL	SIGHT
				
Sensory Level (1 = low sensory stimulation, 10 = high sensory stimulation)				
7	1	5	1	6
© 2019 IBCCES ALL RIGHTS RESERVED				
Participant Guidelines				
<ul style="list-style-type: none">• Harnessed into ride• Free fall sensation• Soaring airborne in forwards motion• Minimal Sensory Impact• Screaming Guests• Minimal Sensory Impact• Potential for Motion Sickness/Dizziness• Direct Sunlight• Optical Illusions				
© 2019 IBCCES ALL RIGHTS RESERVED				
Activity Summary				
Plummet 100 feet through the air for the ultimate skydiving experience! Parachute not included.				
© 2019 IBCCES ALL RIGHTS RESERVED				

Sky Screamer

Elevated chair swing tower ride. Moderately difficult to board and disembark. Riders must have upper body control and be able to sit in an upright position. Riders should be prepared to brace for strong front-to-back, top-to-bottom, bottom-to-top and side-to-side forces.

HEIGHT REQUIREMENT

Guests must be at least 48" or 122 cm tall to ride alone. Riders who are at least 44" tall may ride with a responsible person 54" or above.

PHYSICAL REQUIREMENTS

Each rider must maintain an upright seated position with their back against the seatback during the duration of the ride and their arms, hands, legs, and feet inside the ride vehicle at all times. Riders must have legs that include the knee. Riders must have arms that extend at a minimum to the elbow and one natural, functioning hand on one of the two arms.






Riders must be able to sit properly, use all restraining devices, and stabilizing themselves. No prosthetics.

SIZE LIMITATIONS

Due to the design of the seating & safety device on this ride, exceptionally large or tall people may not be able to ride.

RIDE ACCESS

Ride access for guests confined to a wheelchair or Guests with disabilities that cannot wait in the normal queue line is via the ride exit. Guests with disabilities that do not impair their ability to wait in the queue line should enter via the ride entrance. Guests should utilize the Attraction Access Pass to receive a boarding time. Casts may not restrict the restraints in any way. Riders using a wheelchair must transfer from the wheelchair onto the ride.

IBCCES Sensory Guide™				
Funtime/Flyer Star 242			ISD#8011	
TOUCH	TASTE	SOUND	SMELL	SIGHT
				
Sensory Level (1 = low sensory stimulation, 10 = high sensory stimulation)				
6	1	6	1	6
© 2019 IBCCES ALL RIGHTS RESERVED				

Participant Guidelines				
<ul style="list-style-type: none">Restrictive safety restraints43mph23 stories highWind blowingFeet dangling	<ul style="list-style-type: none">Minimal Sensory Impact	<ul style="list-style-type: none">Screaming GuestsSound of machinery	<ul style="list-style-type: none">Minimal Sensory Impact	<ul style="list-style-type: none">Potential for Motion Sickness/DizzinessDirect Sunlight
© 2019 IBCCES ALL RIGHTS RESERVED				

Activity Summary
Dangle from a startlingly tall 23-story tall tower in a 43 mph spin around the top of the world.
© 2019 IBCCES ALL RIGHTS RESERVED

LOOSE ARTICLE POLICY

Loose articles are not permitted on this ride. Loose articles of any kind (including but not limited to purses, backpacks, beverage containers, cell phones and keys) must be secured in cargo pockets, zippered pockets or article bins, which are located on the ride dock. All loose articles which cannot be secured must be locked in a locker, or left with a non-rider.

SPEEDY GONZALEZ Speed Boats

A children's attraction with circular and up and down motion.

HEIGHT REQUIREMENT

Guests must be 36" or 91 cm tall or accompanied by an adult who is at least 54" or 137 cm. to ride Speedy Gonzales Speed Boats. No riders above 54" may ride.

PHYSICAL REQUIREMENTS






Each rider must maintain an upright seated position with their back against the seatback during the duration of the ride and their arms, hands, legs, and feet inside the ride vehicle at all times. In addition, riders must possess at least one (1) naturally fully formed and functioning arm extremity absent of prosthetic devices and one (1) naturally fully formed and functioning leg extremity absent of prosthetic devices. No leg casts.

SIZE LIMITATION

Due to the design of the seating on this ride, exceptionally large guests may not be able to ride.

RIDE ACCESS

Ride access is via the entrance to the ride. Casts may not restrict the restraints in any way. Riders using a wheelchair must transfer from the wheelchair onto the ride.

IBCCES Sensory Guide™				
Zamperla / Jump Around				ISD#8056
TOUCH	TASTE	SOUND	SMELL	SIGHT
				
Sensory Level (1 = low sensory stimulation, 10 = high sensory stimulation)				
3	1	3	1	3
© 2019 IBCCES ALL RIGHTS RESERVED				
Participant Guidelines				
<ul style="list-style-type: none">• Height changes• Strap restraint• Bouncing• Minimal sensory effect• Some Mechanical noise• Minimal sensory effect• Motion sickness/dizziness may occur• Height changes				
© 2019 IBCCES ALL RIGHTS RESERVED				
Activity Summary				
But everyone in Texas knows, you can do just about anything in cowboy boots, even dance! When these big boots start two-steppin', you'll bounce up and down like hot tamale. In fact, you'll jiggle and giggle while your stomach gets juggled. It's a kicker!				
© 2019 IBCCES ALL RIGHTS RESERVED				

LOOSE ARTICLE POLICY

Loose articles are permitted on this ride. Loose articles such as cell phones, keys, or other small items must be taken with the rider and secured in cargo pockets or zippered pockets. All loose articles which cannot be secured must be locked in a locker, or left with a non-rider.

SUPERMAN: Tower of Power

Simulation of free falling. Guests are loaded onto "bicycle" seat type apparatuses and have to be able to be restrained by a shoulder harness and crotch belt. The ride has a twirling motion, will carry riders to a height of 60 ft. then drop and will have a smooth, but quick stop. Guests should be prepared to brace for front to back, top to bottom, and side-to-side forces. Ride motion may cause dizziness. Evacuation is considered extremely difficult and time consuming.

HEIGHT REQUIREMENT






Guests must be at least 42" tall or 107 cm.

PHYSICAL REQUIREMENTS

Each rider must maintain an upright seated position with their head against the headrest during the duration of the ride. Guests must possess at least one (1) fully functioning arm and one (1) fully functional leg. No prosthetics are permitted on the ride. Riders with a leg cast, or an arm cast above the elbow are not permitted. Riders with an arm cast below the elbow are permitted. Riders must be able to sit properly, use all restraining devices and stabilize themselves.

SIZE LIMITATION

Boarding may be difficult for guests with large girths (over 52" or 132 cm) due to the over-the-shoulder restraint and safety strap. Due to manufacturer guidelines, anyone 54" or taller are not allowed to ride Superman Tower of Power.

IBCCES Sensory Guide™				
Zamperla / Tower Sky				ISD#8154
TOUCH	TASTE	SOUND	SMELL	SIGHT
				
Sensory Level (1 = low sensory stimulation, 10 = high sensory stimulation)				
7	1	6	1	6
© 2019 IBCCES ALL RIGHTS RESERVED				
Participant Guidelines				
<ul style="list-style-type: none">Great heightHuge dropLegs dangle30 FtMinimal sensory impactMechanical soundNoise from other guestsMinimal sensory impactMotion sickness/dizziness may occurGreat height				
© 2019 IBCCES ALL RIGHTS RESERVED				
Activity Summary				
Get ready for a drop that even makes the man of steel nervous!				
© 2019 IBCCES ALL RIGHTS RESERVED				

RIDE ACCESS

Ride access for guests confined to a wheelchair or Guests with disabilities that cannot wait in the normal queue line is via the ride entrance. Guests with disabilities that do not impair their ability to wait in the queue line should enter via the ride entrance. Guests should utilize the Attraction Access Pass to receive a boarding time. Riders using a wheelchair must transfer from the wheelchair onto the ride.

LOOSE ARTICLE POLICY

Loose articles are not permitted on this ride. Loose articles of any kind (including but not limited to purses, backpacks, beverage containers, cell phones and keys) must be secured in cargo pockets, zippered pockets or left on the load/unload platform against the ride fence. All loose articles which cannot be secured must be locked in a locker, or left with a non-rider.

SUPERMAN: Ultimate Flight






Steel "flying" coaster with a loop, strong turns, a spiral, and moderate speeds. Guests must be prepared for front-to-back and side-to-side forces. Guests must be able to be restrained in a "flying" position in order to ride. Evacuation is considered difficult due to the long narrow catwalks.

HEIGHT REQUIREMENT

Guests must be at least 54" or 137 cm. tall

PHYSICAL REQUIREMENTS

Each rider must maintain an upright seated position with their back against the seatback during the duration of the ride, be able to be in a prone flying position for the duration of the ride with their arms, hands, legs, and feet inside the ride vehicle at all times. No prosthetics, no cast. Rider with one amputated foot or two amputated feet with or without prosthesis shall not be allowed on the ride. Rider with 1 missing arm or hand may ride, provided rider has ability to hold on with 1 one functioning hand and stabilize themselves with 2 functioning legs.

IBCCES Sensory Guide™				
B & M/ Coaster Flying				ISD#8055
TOUCH	TASTE	SOUND	SMELL	SIGHT
				
Sensory Level (1 = low sensory stimulation, 10 = high sensory stimulation)				
8	1	8	1	8
© 2019 IBCCES ALL RIGHTS RESERVED				

Participant Guidelines				
<ul style="list-style-type: none">• Restrictive restraint• Feeling of weightlessness• 360 degree in-line rolls• Huge drops• Ride face down	<ul style="list-style-type: none">• Minimal sensory impact	<ul style="list-style-type: none">• Sound of other riders screaming• Air rushing past ears	<ul style="list-style-type: none">• Minimal sensory impact	<ul style="list-style-type: none">• Natural lighting• Motion sickness/ dizziness may occur• Fast moving scenery• Optical illusions
© 2019 IBCCES ALL RIGHTS RESERVED				

Activity Summary
Soar the Super Hero way on this intense flight over utterly innovative loops, twists, and curves at 51 mph!
© 2019 IBCCES ALL RIGHTS RESERVED

SIZE LIMITATIONS

Due to the design of the seating & safety device on this ride, exceptionally large or tall people may not be able to ride

RIDE ACCESS

Ride access for guests confined to a wheelchair or Guests with disabilities that cannot wait in the normal queue line is via the Flash Pass entrance located at the entrance to the ride. Guests with disabilities that do not impair their ability to wait in the queue line should enter via the ride entrance. Guests should utilize the Attraction Access Pass to receive a boarding time. Riders using a wheelchair must transfer from the wheelchair onto the ride.

LOOSE ARTICLE POLICY

Loose articles are not permitted on this ride and should be left with non-riders or secured in lockers. Loose articles of any kind (including but not limited to purses, backpacks, beverage containers, cell phones and keys) may not be taken past the queue entrance and cannot be left on the load/unload platform.

Thunder River






River rapids ride. Guests must have upper body control and must be restrained by a seat belt. Guests should be prepared to brace for strong side-to-side, front-to-back and back-to-front forces as well as rapidly changing turbulent forces. Rafts can bump off barriers from all directions. Guests may become considerably wet; therefore prosthetic devices should be protected. Very difficult to evacuate. Guests must demonstrate the ability to walk unassisted to board due to the possible need to climb a ladder should evacuation become necessary.

HEIGHT REQUIREMENT

Guests must be at least 36" or 91 cm. tall to ride Thunder River. If the guest is less than 42" or 107 cm tall an adult who is at least 54" or 137 cm. tall must accompany them.

PHYSICAL REQUIREMENTS

Each rider must maintain an upright seated position with their head against the headrest during the duration of the ride and their arms, hands, legs, and feet inside the ride vehicle at all times. Guests must possess at least one (1) fully functional arm, and at least one (1) fully functional leg. Riders must be able to sit properly, use all restraining devices, and stabilize themselves.

IBCCES Sensory Guide™				
Intamin/Rapids		ISD#8025		
TOUCH	TASTE	SOUND	SMELL	SIGHT
				
Sensory Level (1 = low sensory stimulation, 10 = high sensory stimulation)				
5	2	3	2	4
© 2019 IBCCES ALL RIGHTS RESERVED				
Participant Guidelines				
<ul style="list-style-type: none">• Will get wet• Bump into walls• Rocking motion in rapids• Spins in current	<ul style="list-style-type: none">• Chance water will get in mouth	<ul style="list-style-type: none">• Guest screams• Water rushing	<ul style="list-style-type: none">• Chlorinated scent	<ul style="list-style-type: none">• Potential for Motion Sickness/Dizziness• Direct light• Water may splash in eyes• Some shaded sections
© 2019 IBCCES ALL RIGHTS RESERVED				
Activity Summary				
Ride the ultimate white water rafting experience.				
© 2019 IBCCES ALL RIGHTS RESERVED				

SIZE LIMITATIONS

Due to the design of the seating & safety device on this ride, exceptionally large or tall people may not be able to ride

RIDE ACCESS

Ride access for guests confined to a wheelchair or Guests with disabilities that cannot wait in the normal queue line is via the ride exit. Guests with disabilities that do not impair their ability to wait in the queue line should enter via the ride entrance. Guests should utilize the Attraction Access Pass to receive a boarding time. Casts may not restrict the restraints in any way. Riders using a wheelchair must transfer from the wheelchair onto the ride.

LOOSE ARTICLE POLICY

Loose articles are permitted on this ride. Loose articles such as cell phones, keys, or other small items must be taken with the rider and secured in cargo pockets or zippered pockets. All loose articles which cannot be secured must be locked in a locker, or left with a non-rider.

TWEETY Twee House

A children's attraction with up and down motion.

HEIGHT REQUIREMENT

Guests must be at least 36" or 91 cm tall but not taller than 54" or 137 cm tall in order to ride.

PHYSICAL REQUIREMENTS

Each rider must maintain an upright seated position with their back against the seatback during the duration of the ride and their arms, hands, legs, and feet inside the ride vehicle at all times. Guests must possess at least one (1) fully functioning arm and one (1) fully functional leg. Riders must be able to sit properly, utilize all restraining devices, and stabilize themselves.

SIZE LIMITATIONS






Due to the design of the seating & safety device on this ride, exceptionally large or tall people may not be able to ride

RIDE ACCESS

Ride access is via the entrance to the ride. Casts may not restrict the restraint in any way. Riders using a wheelchair must transfer from the wheelchair onto the ride.

LOOSE ARTICLE POLICY

Loose articles are not permitted on this ride. Loose articles of any kind (including but not limited to purses, backpacks, beverage containers, cell phones and keys) must be secured in cargo pockets, zippered pockets or left on the load/unload platform against the ride gate. All loose articles which cannot be secured must be locked in a locker, or left with a non-rider.

IBCCES Sensory Guide™				
Zamperla/Star Jumpin				ISD#8034
TOUCH	TASTE	SOUND	SMELL	SIGHT
				
Sensory Level (1 = low sensory stimulation, 10 = high sensory stimulation)				
3	1	2	1	3
© 2019 IBCCES ALL RIGHTS RESERVED				
Participant Guidelines				
<ul style="list-style-type: none">• 20 foot lift• Gently moves up and down• Minimum sensory impact• Sound of machinery• Soundscape playing• Minimum sensory impact• Motion sickness/dizziness may occur				
© 2019 IBCCES ALL RIGHTS RESERVED				
Activity Summary				
Jiggle till you giggle on this bouncy tower lift for little kids.				
© 2019 IBCCES ALL RIGHTS RESERVED				

Twisted Cyclone






Large, high speed, very intense hybrid roller coaster. Guests must have upper body control and strong grasp. Guests should be prepared to brace for strong front-to-back, back-to-front, and side-to-side forces as well as rapidly changing turbulent forces. Evacuation is extremely difficult and time consuming due to high, narrow catwalks

HEIGHT REQUIREMENT

Guests must be at least 48" tall or least 122 cm.

PHYSICAL REQUIREMENTS

Each rider must maintain an upright seated position with their back against the seatback and head against the head rest during the duration of the ride and their arms, hands, legs, and feet inside the ride vehicle at all times. No prosthetics. Riders must possess one (1) fully functioning arm and two (2) fully functioning legs. Riders must be able to sit properly, use all restraining devices and stabilize themselves. No Cast.

IBCCES Sensory Guide™				
Dinn / RMC 4p / Coaster Wood				ISD#8155
TOUCH	TASTE	SOUND	SMELL	SIGHT
				
Sensory Level (1 = low sensory stimulation, 10 = high sensory stimulation)				
7	1	6	1	6
© 2019 IBCCES ALL RIGHTS RESERVED				
Participant Guidelines				
<ul style="list-style-type: none">• Great height• Huge drops• Twists and turns• High speed• Lap restraint• Weightlessness• Minimal sensory impact• Noise from other guests• Minimal sensory impact• Motion sickness/dizziness may occur• Optical illusions				
© 2019 IBCCES ALL RIGHTS RESERVED				
Activity Summary				
Ride it out on the all-new wood and steel hybrid coaster!				
© 2019 IBCCES ALL RIGHTS RESERVED				

SIZE LIMITATION

Due to the design of the seating & safety device on this ride, exceptionally large or tall people may not be able to ride.

RIDE ACCESS

Ride access for guests confined to a wheelchair or Guests with disabilities that cannot wait in the normal queue line is via the exit ramp located on right hand side of the ride entrance just past the restrooms. Guests with disabilities that do not impair their ability to wait in the queue line should enter via the ride entrance. Guests should utilize the Attraction Access Pass to receive a boarding time. Riders using a wheelchair must transfer from the wheelchair onto the ride.

LOOSE ARTICLE POLICY

Loose articles are not permitted on this ride and should be left with non-riders or secured in lockers. Loose articles of any kind (including but not limited to purses, backpacks, beverage containers, cell phones and keys) may not be taken past the queue entrance and cannot be left on the load/unload platform.

Up, Up, and Away

Horizontal and vertical circular rotation. Somewhat difficult to board and disembark due to small openings in car. Guests must have upper body control. Guest should be prepared to brace for strong front-to-back and back-to-front forces, moderate side-to-side, top-to-bottom and bottom-to-top forces. Ride motion may cause dizziness.

HEIGHT REQUIREMENT

Guest must be least 48" or 122 cm tall to ride alone or must be accompanied by an adult over 54" or 137 cm. No lap children are allowed.

PHYSICAL REQUIREMENTS






Guests must possess at least one (1) fully functional arm, and at least one (1) fully functional leg.

SIZE LIMITATIONS

Due to the design of the seating & safety device on this ride, exceptionally large or tall people may not be able to ride

RIDE ACCESS

Each rider must maintain an upright seated position with their back against the seatback during the duration of the ride and their arms, hands, legs, and feet inside the ride vehicle at all times. In addition, riders must possess at least one (1) naturally fully formed and functioning arm extremity absent of prosthetic devices and one (1) naturally fully formed and functioning leg extremity absent of prosthetic devices. Casts may not restrict the restraints in any way. Riders using a wheelchair must transfer from the wheelchair onto the ride.

IBCCES Sensory Guide™				
Zamperla/Balloon Samba				ISD#8030
TOUCH	TASTE	SOUND	SMELL	SIGHT
				
Sensory Level (1 = low sensory stimulation, 10 = high sensory stimulation)				
3	1	2	1	3
© 2019 IBCCES ALL RIGHTS RESERVED				

Participant Guidelines				
<ul style="list-style-type: none">• Riders can control spinning of balloon• Gentle rise• Spins in circle	<ul style="list-style-type: none">• Minimum sensory impact	<ul style="list-style-type: none">• Sound of machinery• Soundscape playing	<ul style="list-style-type: none">• Minimum sensory impact	<ul style="list-style-type: none">• Motion sickness/dizziness may occur
© 2019 IBCCES ALL RIGHTS RESERVED				

Activity Summary
Little aviators whirl through the sky on revolving weather balloons.
© 2019 IBCCES ALL RIGHTS RESERVED

LOOSE ARTICLE POLICY

Loose articles are permitted on this ride. Loose articles such as cell phones, keys, or other small items must be taken with the rider and secured in cargo pockets or zippered pockets. All loose articles which cannot be secured must be locked in a locker, or left with a non-rider.

WONDER WOMAN Flight School

A children's attraction with circular motion

HEIGHT REQUIREMENT

An adult who is at least 54" or 137 cm. tall must accompany guests less than 36" or 91 cm. tall. No lap children may ride.

PHYSICAL REQUIREMENTS

Riders must possess upper body control and the ability to sit in an upright position and maintain an upright posture. Riders must have at least one (1) fully functioning arm and one (1) fully functioning leg. Riders must step up and down into the ride vehicle.

SIZE LIMITATIONS






Due to the design of the seating & safety device on this ride, exceptionally large or tall people may not be able to ride.

RIDE ACCESS

Ride access for guests confined to a wheelchair is via the ride entrance. Casts may not restrict the restraints in any way. Riders using a wheelchair must transfer from the wheelchair onto the ride.

LOOSE ARTICLE POLICY

Loose articles are not permitted on this ride. Loose articles of any kind (including but not limited to purses, backpacks, beverage containers, cell phones and keys) must be secured in cargo pockets, zippered pockets or left on the load/unload platform against the ride gate. All loose articles which cannot be secured must be locked in a locker, or left with a non-rider.

IBCCES Sensory Guide™				
Larson / Scooter Flying				ISD#8156
TOUCH	TASTE	SOUND	SMELL	SIGHT
				
Sensory Level (1 = low sensory stimulation, 10 = high sensory stimulation)				
3	1	3	1	3
© 2019 IBCCES ALL RIGHTS RESERVED				
Participant Guidelines				
<ul style="list-style-type: none">• Elevation changes• Minimal sensory impact• Mechanical sound• Minimal sensory impact• Motion sickness/dizziness may occur• Natural light				
© 2019 IBCCES ALL RIGHTS RESERVED				
Activity Summary				
Learn to fly your own invisible jet!				
© 2019 IBCCES ALL RIGHTS RESERVED				

YOSEMITE SAM Wacky Wagons

A children's attraction with a rocking motion.

HEIGHT REQUIREMENT

Guests must be under 54" or 137 cm. tall

PHYSICAL REQUIREMENTS

Each rider must maintain in an upright seated position with their back against the seatback during the duration of the ride and their arms, hands, legs, and feet inside the ride vehicle at all times. Riders must be able to sit properly, utilize all restraining devices, and stabilize themselves.

SIZE LIMITATIONS






Due to the design of the seating & safety device on this ride, exceptionally large or tall people may not be able to ride

RIDE ACCESS

Ride access is via the entrance to the ride. Casts may not restrict the restraints in any way. Riders using a wheelchair must transfer from the wheelchair onto the ride.

LOOSE ARTICLE POLICY

Loose articles are not permitted on this ride. Loose articles of any kind (including but not limited to purses, backpacks, beverage containers, cell phones and keys) must be secured in cargo pockets, zippered pockets or left on the load/unload platform against the ride gate. All loose articles which cannot be secured must be locked in a locker, or left with a non-rider.

IBCCES Sensory Guide™				
Zamperla / Wheel Ferris Mini				
ISD#8157				
TOUCH	TASTE	SOUND	SMELL	SIGHT
				
Sensory Level (1 = low sensory stimulation, 10 = high sensory stimulation)				
2	1	2	1	2
© 2019 IBCCES ALL RIGHTS RESERVED				
Participant Guidelines				
<ul style="list-style-type: none">• Elevation changes• Minimal sensory impact• Mechanical sound• Minimal sensory impact• Motion sickness/dizziness may occur• Shaded seats				
© 2019 IBCCES ALL RIGHTS RESERVED				
Activity Summary				
Learn to fly your own invisible jet!				
© 2019 IBCCES ALL RIGHTS RESERVED				

Hurricane Harbor Attractions:

Bonzai Pipeline

A serpentine flume with high thrills of acceleration and deceleration forces from front and rear and all sides. Riders will experience high speeds, steep drops and tight turns. Physical and cognitive ability is required to maintain riding position.

SIZE LIMITATIONS

Must be at least 48" tall to ride alone, guests between 42" and 48" must be accompanied by a guest at least 48" tall. Single rides may not exceed 250 lbs. Double riders may not exceed 400 lbs combined.

PHYSICAL REQUIREMENTS






Guests must possess the physical and cognitive abilities to hold themselves in an upright-seated position while holding onto two handles of the raft throughout the course of the ride. Guests with casts are not allowed to ride.

RIDE ACCESS

There is one entrance to this attraction through a queue line and up multiple flights of stairs.

LOOSE ARTICLE POLICY

Loose articles are not permitted on this ride and should be left with non-riders or secured in lockers. Loose articles of any kind (including but not limited to purses, backpacks, beverage containers, cell phones and keys) may not be taken past the queue entrance and cannot be left on the load/unload platform.

IBCCES Sensory Guide™				
Pro Slide / Flume Raft Tube				ISD#8286
TOUCH	TASTE	SOUND	SMELL	SIGHT
				
Sensory Level (1 = low sensory stimulation, 10 = high sensory stimulation)				
3	2	3	2	3
© 2019 IBCCES ALL RIGHTS RESERVED				
Participant Guidelines				
<ul style="list-style-type: none">• Curves• Dips• Enter a curtain of water• Must be able to stay on tube• Water may enter mouth• Water washing• Chlorinated scent• Water may enter eyes• Natural light• Partially enclosed				
© 2019 IBCCES ALL RIGHTS RESERVED				
Activity Summary				
A straight, enclosed slide will hustle you to the water with crazy steep, completely unexpected dips.				
© 2019 IBCCES ALL RIGHTS RESERVED				

Calypso Bay

An ocean-like swimming pool with simulated waves and currents that can be strong. Pool depth ranges from a zero depth entry to 6 feet.

SIZE LIMITATIONS






Small and non-swimming children must swim with an adult.

RIDE ACCESS

Zero depth sloped entry/exit.

LOOSE ARTICLE POLICY

Loose articles are not permitted on this ride and should be left with non-riders or secured in lockers. Loose articles of any kind (including but not limited to purses, backpacks, beverage containers, cell phones and keys) may not be taken past the queue entrance and cannot be left on the load/unload platform.

IBCCES Sensory Guide™				
Whitewater / Pool Wave				ISD#8405
TOUCH	TASTE	SOUND	SMELL	SIGHT
				
Sensory Level (1 = low sensory stimulation, 10 = high sensory stimulation)				
4	2	4	3	3
© 2019 IBCCES ALL RIGHTS RESERVED				

Participant Guidelines				
<ul style="list-style-type: none">• Will get wet• Shallow sections for less adventurous swimmers• Gentle waves	<ul style="list-style-type: none">• Water may enter mouth	<ul style="list-style-type: none">• Sound of water rushing• Noisy at peak times	<ul style="list-style-type: none">• Strong chlorinated smell	<ul style="list-style-type: none">• Natural lighting
© 2019 IBCCES ALL RIGHTS RESERVED				

Activity Summary
The phenomenal 480,000 gallon wave pool makes king-sized waves in an ocean of fun.
© 2019 IBCCES ALL RIGHTS RESERVED

Paradise Island

Water play area with water slides. Guests become considerably wet; therefore prosthetic devices should be protected. Many water play elements are located on ground level. Very difficult to evacuate due to high, narrow catwalks.

HEIGHT REQUIREMENT






Guests must be at least 36" or 91 cm. tall to ride the orange, yellow, and aqua water slides and 42" or 107 cm to ride the green and purple water slides and have body control to properly traverse the water slides.

RIDE ACCESS

Ride access for guests confined to a wheelchair or Guests with disabilities is via the ride entrance and a changing area is located in Paradise Island. Guests with disabilities that do not impair their ability to wait in the queue line should enter via the ride entrance.

LOOSE ARTICLE POLICY

Loose articles are not permitted on this ride and should be left with non-riders or secured in lockers. Loose articles of any kind (including but not limited to purses, backpacks, beverage containers, cell phones and keys) may not be taken past the queue entrance and cannot be left on the load/unload platform.

IBCCES Sensory Guide™				
Pro Slide / Area Water Play structure				ISD#8361
TOUCH	TASTE	SOUND	SMELL	SIGHT
				
Sensory Level (1 = low sensory stimulation, 10 = high sensory stimulation)				
3	2	3	2	3
© 2019 IBCCES ALL RIGHTS RESERVED				

Participant Guidelines				
<ul style="list-style-type: none">• Gentle slide• Interactive play• Water spraying• Dump buckets	<ul style="list-style-type: none">• Water may enter mouth	<ul style="list-style-type: none">• Close proximity to other guests	<ul style="list-style-type: none">• Chlorinated scent	<ul style="list-style-type: none">• Natural light• Water may enter eyes
© 2019 IBCCES ALL RIGHTS RESERVED				

Activity Summary
¡Diversión para todos los tamaños!
© 2019 IBCCES ALL RIGHTS RESERVED

Tsunami Surge

A large serpentine flume where multiple persons ride in a raft down a river rapids like slide. Guests will experience high speeds, turns, and side-to-side motions. Physical and cognitive ability is required to maintain riding position.

SIZE LIMITATIONS

Guests must be at least 48" to ride. Maximum of 4 riders per raft. Combined weight of riders may not exceed 700 lbs.

PHYSICAL REQUIREMENTS






Guests must possess the physical and cognitive abilities to hold themselves in an upright-seated position while holding onto two handles of the raft throughout the course of the ride. Guests with casts are not allowed to ride.

RIDE ACCESS

There is one entrance to this attraction through a queue line and up multiple flights of stairs.

LOOSE ARTICLE POLICY

Loose articles are not permitted on this ride and should be left with non-riders or secured in lockers. Loose articles of any kind (including but not limited to purses, backpacks, beverage containers, cell phones and keys) may not be taken past the queue entrance and cannot be left on the load/unload platform.

IBCCES Sensory Guide™				
Pro Slide / Flume Raft—Wall Pipeline Wave				
ISD#8398				
TOUCH	TASTE	SOUND	SMELL	SIGHT
				
Sensory Level (1 = low sensory stimulation, 10 = high sensory stimulation)				
5	2	4	3	4
© 2019 IBCCES ALL RIGHTS RESERVED				
Participant Guidelines				
<ul style="list-style-type: none">• Will get wet• Tube• High speed• Huge banks• Drop• Water may enter mouth• Sound of water rushing• Echo in tube• Strong chlorinated smell• Natural light• Water may enter eyes				
© 2019 IBCCES ALL RIGHTS RESERVED				
Activity Summary				
Drop down a massive 42-foot slide before racing up the other side at breathtaking speed.				
© 2019 IBCCES ALL RIGHTS RESERVED				