



SAFETY & ACCESSIBILITY GUIDE

FOR MORE INFORMATION PLEASE VISIT GUEST RELATIONS

INTRODUCTION:

We are thrilled you have chosen to spend your day at Six Flags! Our goal is to make your visit fun and memorable. This Six Flags Guest Safety and Accessibility Guide includes important information to assist Guests with planning their visit to the park and enjoy its various attractions, rides, services and amenities. In this Guide, Guests will find specific information for individuals with disabilities along with general policies and guidelines.

We work closely with the manufacturer of each of our rides and our policies incorporate the manufacturers' guidelines as well as the requirements of the Americans With Disabilities Act. We hope that this Guide will help Guests make the best choices to ensure a safe, comfortable and convenient experience at the park. If, at any time, Guests need additional assistance or a further explanation of our policies and guidelines, they should feel free to ask any Six Flags Team Member.

Our goal is to safely and efficiently accommodate the needs of all Guests, including individuals with disabilities. This Guide, along with the availability of our Team Members to answer any questions and offer assistance, will allow Guests to have a thrilling and safe day at the park.

GENERAL WARNING:

We are committed to providing you a safe environment during your visit to Six Flags. While there are inherent risks to participating in any amusement park ride or attraction, our goal is to ensure your safety with the incorporation of some restrictions. For your safety, you should be in good health to ride. Only you know your physical conditions or limitations.

Many amusement park rides incorporate safety systems designed by the manufacturer to accommodate people of average physical stature and body proportion. These safety systems may place restrictions on the ability of a Guest to safely be contained within the ride restraint. Extremely large or small individuals, Guests who have heart, back or neck trouble or conditions, pregnant women, people who have had recent surgery or an illness, people with casts, braces, restrictive devices or certain disabilities may not be safely accommodated by certain ride systems. For example, height requirements are based on the size needed for safety restraints to function properly and the level of maturity usually associated with a certain height.

If you suspect your health could be at risk for any reason, or you could aggravate a pre-existing condition of any kind, **DO NOT RIDE**. The specific

features, rider requirements and health restrictions of each ride are described later in this Guide.

In order to ride, all Guests must be able to maintain the proper riding position, meet the ride requirements and appropriately utilize the restraint systems, including lap bars, shoulder harnesses and seatbelts as indicated. All Guests must also be able to demonstrate a willingness and ability to comply with verbal and written rider requirements.

Six Flags reserves the right to make the final determination regarding eligibility of a Guest to ride a particular ride based on the Guest's size, weight, height or other limitations. Information in this Guide is subject to change.

RIDER RESPONSIBILITY:

All Guests have a duty to exercise good judgment and act in a responsible manner while participating on a ride or attraction and to obey all verbal and written warnings and instructions. Guests also have a duty to properly use all ride and attraction safety equipment provided.

PARKING:

Accessible parking is available on a first-come, first-serve basis within the main parking lots of the park. When you arrive at the parking toll booths, ask a Team Member for instructions regarding where to proceed to the accessible parking lot. Both auto and van accessible spaces are provided. A valid disabled persons parking placard or license plate must be displayed at all times while parked in the designated accessible parking area. If the designated accessible parking area is full at the time of your arrival, members of your party may be dropped off at the main pick-up/drop-off area, near the main entrance to the park. Please ask a Team Member for directions to additional parking areas.

WHEELCHAIRS AND ELECTRIC CONVENIENCE VEHICLES (ECV'S):

Wheelchairs and electric convenience vehicles (ECV's) are available for rent at the Rental Shop. A deposit is also required.

Guests may also use their own wheelchairs or ECV's. If you need to take the rented wheelchair or ECV outside of the park, a Team Member escort is necessary to do so. Please ask for assistance from one of our team

members. Battery recharging is also available at Hospitality. ECV's must be operated in a safe manner, only one person may be on the ECV while moving, must have 3 wheels and cannot exceed 5 miles per hour while moving in the park or on Six Flag's property.

Guests using wheelchairs or ECV's may utilize any ticket window and designated turnstiles to enter the park. Many of the park's shopping and dining facilities are also wheelchair accessible. Many of the rides and attractions have queues that are accessible to Guests using manual wheelchairs. If an alternate entrance is required, these entrances are generally at the ride exit and are identified by a sign with the universal wheelchair symbol. Please keep in mind that there are specific boarding requirements and accommodations for those using wheelchairs at each ride or attraction.

SEGWAY:

Due to varying walkways, terrains and large crowds, we cannot permit the use of two-wheeled, self-balancing electric vehicles such as Segways. We are pleased to offer other forms of transportation, including ECV's and standard wheelchairs. Please contact Guest Relations for more information.

SERVICE ANIMALS:

Trained service animals are welcome at our Six Flags Theme Parks. Service animals are defined as dogs that are individually trained to do work or perform tasks for people with disabilities. Examples of such work or tasks include guiding people who are blind, alerting people who are deaf, pulling a wheelchair, alerting and protecting a person who is having a seizure, reminding a person with mental illness to take prescribed medications, calming a person with Post Traumatic Stress Disorder (PTSD) during an anxiety attack, or performing other duties. Service animals are working animals, not pets. The work or task a dog has been trained to provide must be directly related to the person's disability. Dogs whose sole function is to provide comfort or emotional support do not qualify as service animals. Miniature horses that have been individually trained to do or perform tasks for people with disabilities will qualify as service animals.

Service animals must be house broken and remain on a leash or harness and under the control of their handler at all times. Guests whose service animal demonstrates aggressive and/or annoying actions toward a Guest or Team Member will be directed to remove the animal from the park.

Service animals are welcome in most locations of the park. Most of our rides are not equipped or designed for accessibility to service animals. Therefore, a member of your party must be available to stay with the animal while you ride.

Haunted Mazes:

Guests with service animals, please note that these attraction uses loud noises, theatrical lighting, special effects, and sudden moments intended to provide our guests with a thrilling experience. We rely on you to determine whether this attraction is appropriate for your service animal to experience. We remind guests with service animals that they must maintain full control of their service animal at all times while in the Park.

Guests may take advantage of our Kid Swap policy for staying with their service animal. However, park Team Members will not take responsibility for, or provide care to any service animal. Refer to the section on Kid Swap for more information.

A Service Animal "Relief Area" is located in the grassy area across from Skycoaster by First Aid. Owners are responsible for disposing of their animal's waste. Please look for this designated sign:



RESTROOMS:

Most restrooms within the park are accessible for Guests using wheelchairs. Please check the park map for locations. The park's Team Members or Guest Relations can provide location directions should you need companion restrooms during your visit.

ALTERNATE ACCESS:

Most of the park's theaters, attractions, restaurants and shops are accessible to wheelchairs. Most, if not all rides require transfer from the wheelchair to the ride seat. Special access entrances are available to accommodate Guests with mobility aides and service animals. These special entrances are generally at the ride exit and are identified by a sign with the universal wheelchair symbol.

Entry, Exit and Transfer must be accomplished independently by the Guest or with the assistance of a member from his/her party. Six Flags Team Members are not trained in lifting or carrying persons with disabilities and are

therefore not permitted to assist Guests on or off the rides. Not all rides have alternate access. If in doubt, please contact the Ride Attendant or Hospitality for more information.

ATTRACTION ACCESSIBILITY PROGRAM:

Our goal is to safely accommodate the needs of all Guests. Our policies comply with the Americans with Disabilities Act (ADA) and applicable state laws.

Six Flags' Attraction Accessibility Program is designed to accommodate Guests with disabilities or certain other qualifying impairments so they may participate in the enjoyment of our Parks. Each attraction at Six Flags has been evaluated for the criteria necessary for an individual to ride safely. Our ridership criteria (set forth on page 15 of this Guide) is based on the requirements of the attraction manufacturer and the ability of Guest to utilize all safely restraints and devices as designed, while maintaining the proper riding position throughout the duration of the ride. It is our policy to allow anyone to ride who meets all of these requirements and does not cause or create a legitimate safety concern to herself/himself or others. Our Attraction Accessibility Program matches the individual abilities of our Guests to the ridership criteria for each attraction.

The Attraction Accessibility Program is an accommodation designed to provide equal access to Park attractions and not to bypass other Guests waiting in the standard queue.

The following procedures apply to Guests who wish to participate in our Attraction Accessibility Program:

1. Guests can visit our Ride Information Center to obtain Six Flags' Safety & Accessibility Guide to review the rider requirements of each ride or attraction. This Guide is also available on our website at www.sixflags.com.
2. Guests with cognitive disorders, disabilities or mobility impairments who request helpful accommodations must obtain the IBCCES Individual Accessibility Card (IAC) by registering at www.accessibilitycard.org. The registration process requires the information listed below be uploaded into a secure online portal. Once a Guest has filled out the online application and uploaded necessary documentation, they will be able to access their digital Accessibility Card. Guests will present the IBCCES Accessibility

Card and Information Sheet to the Ride Information Center (Guest Services) inside each park to receive any necessary accommodations.

Note: Only IBCCES can issue the IBCCES Accessibility Card, and not Six Flags.

PROCEDURES to Obtain the IBCCES INDIVIDUAL ACCESSIBILITY CARD (IAC)

Documentation/Information for registration includes:

- **Contact Information:** Name, email, address and phone/cell number
- **Cardholder Information:**

Complete the online application. Recent photo of the cardholder for identification purposes. Birth date digital copy to accommodations application. Name of the disability/disorder (optional) offered by the attraction.

- Helpful accommodations needed
- Name of the attraction you are visiting

- **Healthcare Information**

- Statement from a healthcare provider or Individualized Education Plan (IEP or equivalent) including the following:
 - Full name of the healthcare professional or education professional
 - NPI number (Provider ID) *
 - Their title
 - Their phone number
 - Their email address
 - Statement indicating the guest has a disability or other qualifying impairment under the Americans with Disabilities Act (ADA) and/or applicable state law that prevents the guest from waiting in a standard queue. Please note that the nature of the disability does not have to be provided in the statement. If the disability is of a temporary nature, the doctor's note should state the time period of the temporary disability

* Not required if uploading an Individualized Education Plan

* Individuals requesting the IAC must be 18 years or older

* The IAC does NOT guarantee entry to the attraction and any special accommodations

3. In an effort to provide equal treatment to all of our Guests, only those Guests with a disability or other qualifying impairment and up to three (3) riding companions will be allowed to access attractions through the alternate entrance. If the guest's party is larger than four (4) Guests, the other members of the party will be required to enter the ride or attraction through the standard queue.
4. To use the Attraction Access Pass, the guest should proceed to the attraction's alternate entrance and show the attraction attendant the Attraction Access Pass. The attraction attendant will document a reservation time that is comparable to the current wait time for the same ride/attraction. The guest, and up to three (3) riding companions, can then return to the attraction, using the alternate entrance, at the time of the reservation in order to ride.

A guest using an Attraction Access Pass may rest in a comfortable location or enjoy other attractions in the area until the assigned reservation time has come or when the others from the guest's party waiting in the standard queue reach the boarding platform. There is a 15 minute grace period for late arrivals.

A guest with an Attraction Access Pass must ride in order for the guest's companions to utilize the Attraction Access Pass to enter the attraction through the alternate entrance. If the guest with an Attraction Access Pass chooses not to ride, the guest's companions must wait in the standard queue.

Attraction Access Passes are not designed to bypass or "skip" the standard queue and the wait will be equal to the posted wait times. Individuals found to be fraudulently using the Attraction Access Pass will be in violation of our Guest Code of Conduct and may be subject to civil penalties. Violators may also be asked to leave the Park without any refund.

Attraction Access Passes are not available for use in Food, Retail, paid attractions as well as the Waterpark

PERSONAL CARE ATTENDANT:

We welcome guests with special needs, and we are always happy to help make the day a comfortable and memorable one. Guests with disabilities who require the assistance of a Personal Care Attendant (PCA) in order to enjoy equal access to the park may request that The Great Escape waive the cost of admission for his/her PCA. When you purchase your tickets, ask any Guest Relations team for a "PCA Reasonable Accommodation Request Form."

MEDICAL DEVICES AND MOBILITY AIDES:

For your safety and the safety of others, riders may be required to remove medical devices, half or full length orthotics, braces, crutches, canes, prosthetics and any other type of medical assistance device that is not permanently affixed to the rider's body to prevent hazards or loss due to ride forces. These devices prevent safety restraints from working as designed, keep the rider from maintaining the proper riding posture, and present a hazard to the rider or others. If in doubt about your ability to safely experience a ride or attraction, please refer to the Rider Requirement Sign at the ride entrance. You may also consult with a Ride Attendant or Guest Relations for more information.

Please also refer to the "Ride Information" section of this Guide for specific information regarding removal of medical devices and mobility aides on a ride by ride basis. If you have any questions, please ask a Ride Attendant or visit Guest Relations.

LARGER FRAMED GUESTS:

Many rides incorporate safety systems designed by the manufacturer to accommodate people of average physical stature and body proportion. These systems may place restrictions on the ability of an individual to safely experience the ride

In order to ride, all seatbelts, lap bars, and shoulder harnesses must be positioned and fastened properly. Due to rider restraint system requirements, Guests of a larger size may not be accommodated on some rides.

KID SWAP:

The Kid Swap program is designed to accommodate groups with younger children who may not be tall enough to ride some attractions. To participate:

- 1) The entire party should enter the ride queue;
- 2) When preparing to board, tell the Ride Attendant you are using the Kid Swap program;
- 3) Children who are not tall enough to ride may wait at the exit with an adult from your party;
- 4) After the first ride is completed, the adult who waited with the child will be allowed to ride.

RIDE RATINGS AND WARNINGS:

RIDE RATINGS AND WARNINGS:

Ride warning signs can be found at the entrance of each ride to help determine the attractions that are best for Guests based upon their experience level, physical condition and abilities. Information on each ride can also be found on the Park Map and Guide



Recent Surgery
or Illness



Heart Conditions



Pregnancy



High Blood Pressure
or Aneurysms



Under the influence
of Drugs or Alcohol



Neck, Back or
Bone/Joint

GENERAL INFORMATION

FRIGHT FEST:

Theatrical fog effects, areas of low lighting, loud music, sound effects, and theatrical and strobe lighting are used throughout the park during Fright Fest. This includes streets, midways, outdoor scare zones, mazes and haunted houses both indoor and outdoor, live entertainment venues and children's attractions.

Guests with respiratory sensitivities, history of seizures or epilepsy, or sensitivities to latex, loud music and sound effects are advised not to participate in these attractions. Please adhere to all posted and verbal warnings and directions.

FAMILY SERVICES/NURSING MOTHERS:

A private room for nursing mothers is available between the restrooms near the Grand Carousel and at First Aid. Baby changing areas can be found in most restrooms. A companion restroom is located in the Red Garter Saloon

and First Aid. Please feel free to ask a Team Member for directions to these locations or review a park map.

HEARING DISABILITIES:

American Sign Language Interpreting will be available if requested at least 7 days in advance of your visit. To arrange for sign language interpreting services, please call the Operations Office at 518-792-3500 ext. 3410 Monday through Friday 9:00am to 5:00pm.

VISUAL IMPAIRMENTS:

Guests with Visual Impairments that require assistance from a family member, friend, companion and or an aid (Care Attendant) will be provided a complimentary ticket for their Care Attendant. The Guest & Care Attendant should visit Guest Relations to obtain the complimentary ticket after a ticket is purchased by the Guest. The requirement to obtain the complimentary ticket is as follows: the Guest would have to present a valid doctor's note in order to receive the complimentary ticket for the Care Attendant. The doctor's note must include the name of the persons requesting the complimentary ticket, the doctor's name, address, phone number and their signature on their letterhead that includes their medical ID number, along with a statement indicating the Guest has a disability or other qualifying impairment under the Americans with disabilities Act (ADA).

PREGNANCY:

Guests who know or believe they may be pregnant should follow all rules, guidelines and restrictions listed for each ride. Those who are pregnant should not ride a ride that specifically lists pregnancy as a rider restriction. Please closely review all rules and guidelines at the entrance of each ride.

FOOD DRINKS AND COOLERS:

Food, beverages, coolers and grills may not be brought into the park. The only food exceptions are for food allergies as describe below and infant food, in non-glass jars. Great Escape prohibits the use of grills and open flames in and around the property, including parking lots.

FOOD ALLERGIES:

Guests who suffer from sensitive or life-threatening allergies may bring food into the park if they do not feel comfortable with the menu options available. In this case, the food must be limited to the individual with the allergy and may contain: two sealable sandwich bags (7 inch by 8 inch) and one snack to accommodate their visit(such as a piece of fruit, or a fruit bar, or a snack that fits in a sandwich bag). One small soft-sided cooler may be brought into the park to carry these items. No outside beverages are permitted. Please see Security at Metal Detection to receive a medical sticker.

RESTAURANTS:

The park's restaurants offer a variety of food options. Assistance is available upon request. Exceptions are made for Guests with special dietary needs including food allergies and baby food/formula.

Guests should contact Park Security upon arrival at the park for approval to bring in special dietary foods. The special dietary food containers will be marked and dated to clearly show that they have been approved for entry into the park.

FIRST AID:

Emergency Medical Technicians or Paramedics are on duty during all park operating hours. If you require medical assistance, ask any Team Member and they will summon medical personnel to your location. Please refer to your Park Map and Guide for the location of First Aid.

OXYGEN TANKS/AIR CONCENTRATORS:

Due to the dynamics and certain characteristics of the rides, oxygen tanks or portable systems are not permitted on most of our rides and attractions. Oxygen tanks are permitted in enclosed facilities. For your convenience, the park's First Aid station(s) will be able to appropriately store your additional oxygen tanks during your visit.

SPECIAL EFFECTS AT THEATERS, RIDES AND ATTRACTIONS:

Theatrical fog and other effects, including but not limited to: haze and other atmospheric effects, scents, areas of low lighting, loud music, sound effects, theatrical lighting and strobe lighting may be used at various locations in the park such as theaters and during Fright Fest. Guests with respiratory sensitivities, history of seizure or epilepsy, or sensitivities to latex, loud music

and sound effects are advised not to participate in these attractions. Please adhere to all posted and verbal warnings and directions.

RIDE INFORMATION

CAMERAS:

Picture taking and the use of cameras and video recording devices is not permitted on any ride, while it is in motion. It is encouraged that Guests leave their equipment with a non-rider or secure it in a locker or their vehicle. Lockers are available to store items for a nominal fee. Guests must have written permission to use photographs and/or recordings of any aspect of the park for commercial broadcasting, advertising, marketing, or publishing in any medium.

RIDE EVACUATIONS:

If a ride evacuation is necessary, Guests may need to negotiate stairs from the highest points of the ride down steeply inclined stairs or walking surfaces. Guests requiring assistance during the ride evacuation may be escorted last in order to expedite the ride evacuation process. Please ask a Ride Attendant about the specific procedures prior to boarding a particular ride.

Definitions: Every ride entrance lists height requirements and special instructions regarding the ride. Six Flags uses the following terms:

Responsible Person: A responsible person is someone who meets all the requirements to ride the ride themselves and is at least 54" tall or taller.

Accompanied By: Whenever a Guest needs accompaniment, the accompanying person must meet all the ride requirements and be able to assist the Guest including helping the Guest to board and exit the ride and assisting the Guest down stairs, catwalks, or ladders in case of an evacuation.

Lap Child: A lap child is a child who is unable to walk to the ride independently or maintain independent seated postural control.

Functioning Extremity: A functioning extremity is a limb over which a person has control. A prosthetic device is not considered a functioning extremity. Six Flags has additional requirements regarding prosthetic devices. Please see the information for each specific ride in the Ride Information section for this Guide.

Ability to hold on or brace: Ability to use one's arms to maintain a grasp on an assist bar and support one's body during normal and emergency procedures on a ride and to use one's legs to brace to maintain a seated position during the ride.

Functioning Arm: is a full arm with the ability to be flexed at the elbow and a minimum of three full fingers with the ability to hold on with a firm grip.

Functioning leg: is a fully formed natural leg with a foot, absent of prosthetic devices with the ability to be bent at the knee.

but not limited to purses, backpacks, beverage containers, cell phones and keys) may not be taken past the queue entrance and cannot be left on the load/unload platform.

Loose articles for the balance of rides such as cell phones, keys, or other small items must be secured in cargo pockets, zippered pockets. Article bins are available to be used at Dare Devil Dive, Sky Ride, The Comet, Raging River, Desperado Plunge, Canyon Blaster and Steamin Demon. All loose articles which cannot be secured must be locked in a locker, or left with a non-rider prior to entering the queue line.

Items lost inside ride perimeters may not be retrieved until after the park has closed or that there is no guarantee an item will/can be returned the same day it is lost

Adirondack Outlaw

A High Thrill ride with circular motion that swings side to side at high elevations

Height Restriction: Guests must be at least 50" tall to ride.

Physical Requirements: Each rider must maintain in an upright seated position with their back against the seatback during the duration of the ride. At a minimum, riders must have two (2) legs that include the knee. Riders must have two (2) arms that extend at a minimum to the elbow and one natural, functioning hand on one of the two arms. Prosthetics may not be worn on the ride. Riders must step up and down into the ride vehicle and will need to transfer from a wheelchair to the ride vehicle.

Ride Access: Guests using a manual or electric wheelchair or an ECV should proceed to the exit and present a valid Attraction Access Pass to a Team Member at the exit to receive a wait time. (The ride entrance is available for access.)

Loose Article Policy: Loose articles are not permitted on the ride and must be secured in cargo pockets, zippered pockets, or on the side. All loose articles which cannot be secured must be locked in a locker, or left with a non-rider prior to entering the queue line.

Alpine Bobsled

A high thrill, fast moving coaster ride with quick drops and fast turns and sudden stops.



LOOSE ARTICLE POLICY:

Loose articles are not permitted" on the following rides: Wildfire, Green and Lightning, Sasquatch, Alpine Bobsled, and Adirondack Outlaw. Items should be left with non-riders, secured in lockers, or left with a non-rider prior to entering the queue line.

If you have questions concerning whether you meet the manufacturer and safety restraint system requirements for certain attractions (concerning the ability to maintain proper riding position and/or the physical requirements with respect to functioning limb and gripping ability) you should visit the Hospitality Center inside the Park and ask about the Ride Accessibility Pass.

A Team Member will review with you the attraction requirements and if you meet such requirements, will provide you with a Ride Accessibility Pass. You should demonstrate to the Ride Operator that you meet the manufacturers and safety restraint system requirements.

Height Restriction: Guests must be at least 42" tall to ride.

Physical Requirements: Each rider must maintain in an upright seated position with their back against the seatback during the duration of the ride and their arms, hands, legs, and feet inside the ride vehicle at all times. Riders must have at least three functioning extremities - one functioning arm and two functioning legs or one functioning leg and two functioning arms. No leg casts that extend above the knee. Riders must step up and down into the ride vehicle and will need to transfer from a wheelchair to the ride vehicle.

Ride Access: Guests using a manual or electric wheelchair or an ECV should proceed to the exit and present a valid Attraction Access Pass to a Team Member at the exit to receive a wait time. (A ramp is available for access through the entrance.)

Loose Article Policy: Loose articles are not permitted on the ride and must be secured in cargo pockets or zippered pockets. All loose articles which cannot be secured must be locked in a locker, or left with a non-rider prior to entering the queue line.

Balloon Race

A mild, family ride with circulating motion with frequent stops.

Height Restriction: Guests must be at least 48" tall to ride alone. Guests less than 48" tall must be accompanied by a Guest more than 54" tall. Children must be able to sit up alone to ride. Infants are not permitted.






Physical Requirements: Each rider must maintain in an upright seated position with their back against the seatback during the duration of the ride and their arms, hands, legs, and feet inside the ride vehicle at all times. Riders must have at least one functioning arm and one functioning leg. No leg casts. Riders must step up and down into the ride vehicle and will need to transfer from a wheelchair to the ride vehicle.

Ride Access: Guests using a manual or electric wheelchair or an ECV should proceed to the exit and present a valid Attraction Access Pass to a Team Member at the exit to receive a wait time. (The ride entrance is available for access.)

Loose Article Policy: Loose articles are permitted on this ride

IBCCES Sensory Guide™

Zamperla / Wheel Ferris Balloon ISD#8088

TOUCH	TASTE	SOUND	SMELL	SIGHT
				
2	1	2	1	2

Sensory Level (1 = low sensory stimulation, 10 = high sensory stimulation)

© 2019 IBCCES ALL RIGHTS RESERVED

Participant Guidelines

- Gentle Pace
- Lap restraint
- Minimal sensory impact
- Minimal sensory impact
- Minimal sensory impact
- Motion sickness/dizziness may occur
- Shaded ride

© 2019 IBCCES ALL RIGHTS RESERVED

Blizzard






A moderate, indoor ride with lights, sound and a quick circular motion.

Height Restriction: Guest must be at least 48” tall to ride alone. Guests more than 36” tall and less than 48” tall must be accompanied by a Guest at least 54” tall.

Physical Requirements: Each rider must maintain in an upright seated position with their back against the seatback during the duration of the ride and their arms, hands, legs, and feet inside the ride vehicle at all times. Riders must have at least one functioning arm and one functioning leg. No leg casts that extend above the knee. Riders must be able to stabilize themselves and the safety belt must be able to function as intended. Riders must step up and down into the ride vehicle and will need to transfer from a wheelchair to the ride vehicle. Strobe lights in use.

Ride Access: Guests using a manual or electric wheelchair or an ECV should proceed to the exit and present a valid Attraction Access Pass to a Team Member at the exit to receive a wait time. (The ride entrance is available for access.)

Loose Article Policy: Loose articles are not permitted on the ride and must be secured in cargo pockets, zippered pockets, or on the side. All loose articles which cannot be secured must be locked in a locker, or left with a non-rider prior to entering the queue line.

IBCCES Sensory Guide™				
Eli Bridge/Scrambler Big Eli			ISD#8023	
TOUCH	TASTE	SOUND	SMELL	SIGHT
				
Sensory Level (1 = low sensory stimulation, 10 = high sensory stimulation)				
5	1	5	1	4
© 2019 IBCCES ALL RIGHTS RESERVED				
Participant Guidelines				
<ul style="list-style-type: none">• Whirls and twirls• Height changes• Fast spins	<ul style="list-style-type: none">• Minimal sensory impact	<ul style="list-style-type: none">• Mechanical noise• Guest screams	<ul style="list-style-type: none">• Minimal sensory impact	<ul style="list-style-type: none">• Potential for Motion Sickness/Dizziness• Direct light
© 2019 IBCCES ALL RIGHTS RESERVED				

Bucket Blasters

A children's attraction with circular motion

Height Restriction: An adult who is at least 54" tall must accompany guests less than 36 tall. No lap children may ride.

Physical Requirements: Riders must have at least one (1) natural functioning arm with a natural functioning hand capable of grasping and at least one (1) natural functioning leg with a natural foot in order to ride. Riders must possess upper body control and the ability to sit in an upright position and maintain an upright posture.

Due to the design of the seating & safety device on this ride, exceptionally large or tall people may not be able to ride.

Ride Access: Ride access for guests confined to a wheelchair is via the ride entrance. Casts may not restrict the restraints in any way. Riders using a wheelchair must transfer from the wheelchair onto the ride.

Loose Article Policy: Loose articles are permitted on this ride. Loose articles such as cell phones, keys, or other small items must be taken with the rider and secured in cargo pockets or zippered. All loose articles which cannot be secured must be locked in a locker, or left with a non-rider.

Cannonball Express

A moderate ride with a circulating, up and down motion.

Height Restriction: Guests must be at least 48" tall to ride.

Physical Requirements: Each rider must maintain in an upright seated position with their back against the seatback during the duration of the ride and their arms, hands, legs, and feet inside the ride vehicle at all times. Riders must have at least one functioning arm and one functioning leg. No leg casts. Riders must step up and down into the ride vehicle and will need to transfer from a wheelchair to the ride vehicle.






Ride Access: Guests using a manual or electric wheelchair or an ECV should proceed to the exit and present a valid Attraction Access Pass to a Team Member at the exit to receive a wait time. (A ramp is available for access through the entrance.)

Loose Article Policy: Loose articles are not permitted on the ride and must be secured in cargo pockets, zippered pockets, or the article bin on the side. All

loose articles which cannot be secured must be locked in a locker, or left with a non-rider prior to entering the queue line

IBCCES Sensory Guide™

Mack / Express Musik ISD#8229

TOUCH	TASTE	SOUND	SMELL	SIGHT
				
Sensory Level (1 = low sensory stimulation, 10 = high sensory stimulation)				
5	1	5	1	4

© 2019 IBCCES ALL RIGHTS RESERVED

Participant Guidelines

<ul style="list-style-type: none">• Lap restraint• Dips and elevation changes	<ul style="list-style-type: none">• Minimum sensory impact	<ul style="list-style-type: none">• Sound of machinery• Close proximity to other guests	<ul style="list-style-type: none">• Minimum sensory impact	<ul style="list-style-type: none">• Motion sickness/dizziness may occur• Lighting changes
--	--	--	--	--

© 2019 IBCCES ALL RIGHTS RESERVED

Canyon Blaster

A moderate, exciting family roller coaster with drops and high speed turns.

Height Restriction: Guests must be at least 48" tall to ride alone. Guests more than 42" tall and less than 48" tall must be accompanied by a Guest more than 54" tall.

Physical Requirements: Each rider must maintain in an upright seated position with their back against the seatback during the duration of the ride and their arms, hands, legs, and feet inside the ride vehicle at all times. Riders must have at least three functioning extremities - one functioning arm and two functioning legs or one functioning leg and two functioning arms. No leg casts that extend above the knee. Riders must step up and down into the ride vehicle and will need to transfer from a wheelchair to the ride vehicle.

Ride Access: Guests using a manual or electric wheelchair or an ECV should proceed to the exit and present a valid Attraction Access Pass to a Team Member at the exit to receive a wait time.

Loose Article Policy: Loose articles are not permitted on the ride and must be secured in cargo pockets, zippered pockets, or the article bin on the side. All loose articles which cannot be secured must be locked in a locker, or left with a non-rider prior to entering the queue line

Condor

A moderate ride that spins and tilts to the top of an elevated tower.

Height Restriction: Guests must be at least 54" tall to ride alone. Guests less than 54" tall must be accompanied by a Guest more than 54" tall. Children must be able to sit up alone to ride. Infants are not permitted.

Physical Requirements: Each rider must maintain in an upright seated position with their back against the seatback during the duration of the ride and their arms, hands, legs, and feet inside the ride vehicle at all times. Riders must have at least one functioning arm and one functioning leg. Riders must step up and down into the ride vehicle and will need to transfer from a wheelchair to the ride vehicle.

Ride Access: Guests using a manual or electric wheelchair or an ECV should proceed to the exit and present a valid Attraction Access Pass to a Team

Member at the exit to receive a wait time. (The ride entrance is available for access.)

Loose Article Policy: Loose articles are not permitted on the ride and must be secured in cargo pockets, zippered pockets, or on the side. All loose articles which cannot be secured must be locked in a locker, or left with a non-rider prior to entering the queue line.

Convoy

A mild ride around a track with gentle turns.

Height Restriction: Guests must be at least 36" tall to ride alone. Guests less than 36" tall must be accompanied by a Guest more than 54" tall. Guests more than 54" tall must be accompanied by a Guest less than 54" tall. Children must be able to sit up alone to ride. Infants are not permitted.






Physical Requirements: Each rider must maintain in an upright seated position with their back against the seatback during the duration of the ride and their arms, hands, legs, and feet inside the ride vehicle at all times. Riders must have at least one functioning arm and one functioning leg. No leg casts. Riders must be able to stabilize themselves and the safety belt must be able to function as intended. Riders must step up and down into the ride vehicle and will need to transfer from a wheelchair to the ride vehicle.

Ride Access: Guests using a manual or electric wheelchair or an ECV should proceed to the exit and present a valid Attraction Access Pass to a Team Member at the exit to receive a wait time. (A ramp is available for access through the entrance.)

Loose Article Policy: Loose articles are permitted on this ride.

IBCCES Sensory Guide™

Zamperla / Convoy ISD#8086

TOUCH	TASTE	SOUND	SMELL	SIGHT
				
Sensory Level (1 = low sensory stimulation, 10 = high sensory stimulation)				
2	1	2	1	2
© 2019 IBCCES ALL RIGHTS RESERVED				

Participant Guidelines

- Gentle pace
- Smoothness of steering depends on driver
- Lap restraint
- Minimal sensory impact
- Close proximity to other guests
- Minimal sensory impact
- Shaded ride

© 2019 IBCCES ALL RIGHTS RESERVED

Activity Summary

Little drivers can steer big trucks on this mousy, wacky ride!

© 2019 IBCCES ALL RIGHTS RESERVED

Desperado Plunge

A moderate family raft ride with turns, drops and splashes.

Height Restriction: Guests must be at least 46" tall to ride alone. Guests less than 46" tall must be accompanied by a Guest more than 54" tall. Children must be able to sit alone to ride. Infants are not permitted. Personal flotation devices may be requested prior to boarding the ride. Please see the ride attendant for more information.






Physical Requirements: Each rider must maintain in an upright seated position during the duration of the ride and their arms, hands, legs, and feet inside the ride vehicle at all times. Riders must have at least one functioning arm and one functioning leg. No leg casts that extend above the knee. Riders must possess full body control and the ability to support themselves. Riders must step up and down into the ride vehicle and will need to transfer from a wheelchair to the ride vehicle.

Ride Access: Guests using a manual or electric wheelchair or an ECV should proceed to the exit and present a valid Attraction Access Pass to a Team Member at the exit to receive a wait time. Guests must navigate the exit stairs in order to access the ride.

Loose Article Policy: Loose articles are not permitted on the ride and must be secured in cargo pockets, zippered pockets, or the article bin on the side. All loose articles which cannot be secured must be locked in a locker, or left with a non-rider prior to entering the queue line

IBCCES Sensory Guide™

Arrow/Flume Log
ISD#8021

TOUCH	TASTE	SOUND	SMELL	SIGHT
				
Sensory Level (1 = low sensory stimulation, 10 = high sensory stimulation)				
4	2	2	2	3

© 2019 IBCCES ALL RIGHTS RESERVED

Participant Guidelines

- Could get slightly wet
- Slight chance of water in mouth
- Mechanical noise
- Chlorinated scent
- Potential for Motion Sickness/Dizziness
- Bumps into side of the course
- Splashing noise
- Direct sunlight
- Significant drop
- Guest screams

© 2019 IBCCES ALL RIGHTS RESERVED

Activity Summary

Make a splash on this flume ride down a mountain river, with breathtaking views and heart-pumping drops!

© 2019 IBCCES ALL RIGHTS RESERVED

Extreme Supernova

A moderate ride with circular motion that swings side to side and elevates.

Height Restriction: Guests must be at least 48" tall to ride.






Physical Requirements: Each rider must maintain an upright seated position with their head against the headrest during the duration of the ride and their arms, hands, legs, and feet inside the ride vehicle at all times. Riders must have at least one functioning arm and one functioning leg. No leg casts. For your safety and the safety of others, riders must remove medical devices including half or full length orthotics, braces, crutches, canes, prosthetics and any other type of medical assistance device that is not permanently affixed to the rider's body to prevent hazards or loss due to ride forces. Riders must be accommodated by the restraint and the safety belt must be able to function as intended. Riders must step up and down into the ride vehicle and will need to transfer from a wheelchair to the ride vehicle.

Ride Access: Guests using a manual or electric wheelchair or an ECV should proceed to the exit and present a valid Attraction Access Pass to a Team Member at the exit to receive a wait time. (The ride entrance is available for access.)

Loose Article Policy: Loose articles are not permitted on the ride and must be secured in cargo pockets, zippered pockets, or on the side. All loose articles which cannot be secured must be locked in a locker, or left with a non-rider prior to entering the queue line.

IBCCES Sensory Guide™

Zamperla / Discovery Midi 51'
ISD#8338

TOUCH	TASTE	SOUND	SMELL	SIGHT
				
Sensory Level (1 = low sensory stimulation, 10 = high sensory stimulation)				
8	1	7	1	7

© 2019 IBCCES ALL RIGHTS RESERVED

Participant Guidelines

<ul style="list-style-type: none"> Restrictive restraint Feet dangle Huge swings G force Spins Flips 	<ul style="list-style-type: none"> Minimal sensory impact 	<ul style="list-style-type: none"> Close proximity to other guests Mechanical sounds 	<ul style="list-style-type: none"> Minimal sensory impact Motion sickness/dizziness may occur Optical illusions Heights
--	--	--	---

© 2019 IBCCES ALL RIGHTS RESERVED

Activity Summary

Take a spin on Extreme Supernova.

© 2019 IBCCES ALL RIGHTS RESERVED

Flashback

A high thrill, exciting ride with high speeds, steep drops, fast turns, inverted loops and a sudden stop.

Height Restriction: Guests must be at least 48" tall to ride.






Physical Requirements Each rider must maintain in an upright seated position with their head against the headrest during the duration of the ride and their arms, hands, legs, and feet inside the ride vehicle at all times. Riders must have at least one functioning arm and one functioning leg. No leg casts. Riders must step up and down into the ride vehicle and will need to transfer from a wheelchair to the ride vehicle.

Ride Access: Guests using a manual or electric wheelchair or an ECV should proceed to the exit and present a valid Attraction Access Pass to a Team Member at the exit to receive a wait time. Guests must navigate the exit stairs in order to access the ride. (A ramp is available for access through the entrance.)

Loose Article Policy: Loose articles are not permitted on the ride and must be secured in cargo pockets or zippered pockets. All loose articles which cannot be secured must be locked in a locker, or left with a non-rider prior to entering the queue line.

IBCCES Sensory Guide™

Vekoma/Coaster Boomerang
ISD#8002

TOUCH	TASTE	SOUND	SMELL	SIGHT
				
Sensory Level (1 = low sensory stimulation, 10 = high sensory stimulation)				
8	1	7	1	7

© 2019 IBCCES ALL RIGHTS RESERVED

Participant Guidelines

- 360-degree loops
- Highly restrictive safety restraints
- G-Force speed
- Tight twists and turns
- Ride moved in forward and reverse

- Minimal Sensory Impact

- Screaming Guests
- Sound of machinery

- Minimal Sensory Impact
- Potential for Motion Sickness/Dizziness
- Direct Sunlight
- Optical Illusions

© 2019 IBCCES ALL RIGHTS RESERVED

Activity Summary

Be pulled back, then sent soaring across a twisted track at amazing speeds.

© 2019 IBCCES ALL RIGHTS RESERVED

Flying Trapeze

A moderate ride with elevated circular motion.

Height Restriction: Guests must be at least 42" tall to ride.






Physical Requirements: Each rider must maintain in an upright seated position with their back against the seatback during the duration of the ride and their arms, hands, legs, and feet inside the ride vehicle at all times. Riders must have at least one functioning arm and one functioning leg. Riders must step up and down into the ride vehicle and will need to transfer from a wheelchair to the ride vehicle.

Ride Access: Guests using a manual or electric wheelchair or an ECV should proceed to the exit and present a valid Attraction Access Pass to a Team Member at the exit to receive a wait time. (The ride entrance is available for access.)

Loose Article Policy: Loose articles are not permitted on the ride and must be secured in cargo pockets, zippered pockets, or on the side. All loose articles which cannot be secured must be locked in a locker, or left with a non-rider prior to entering the queue line.

IBCCES Sensory Guide™

Chance / Yo Yo ISD#8067

TOUCH	TASTE	SOUND	SMELL	SIGHT
				
Sensory Level (1 = low sensory stimulation, 10 = high sensory stimulation)				
5	1	5	1	5
<small>© 2019 IBCCES ALL RIGHTS RESERVED</small>				

Participant Guidelines

- Fast Spin
- Feet dangle
- Rushing air
- Lap Restraint
- Minimal sensory impact
- Mechanical sound
- Minimal sensory impact
- Motion sickness/dizziness may occur
- Elevated height

© 2019 IBCCES ALL RIGHTS RESERVED

Frankie's Mine Train

A moderate family coaster with gentle drops and quick turns.

Height Restriction: Guests must be at least 42" tall to ride alone. Guests less than 42" tall must be accompanied by a Guest more than 54" tall. Guests more than 54" tall must be accompanied by a Guest less than 54" tall. Children must be able to sit up alone to ride. Infants are not permitted.






Physical Requirements: Each rider must maintain in an upright seated position with their back against the seatback during the duration of the ride and their arms, hands, legs, and feet inside the ride vehicle at all times. Riders must have at least three functioning extremities - one functioning arm and two functioning legs or one functioning leg and two functioning arms. No leg casts. Riders must step up and down into the ride vehicle and will need to transfer from a wheelchair to the ride vehicle.

Ride Access: Guests using a manual or electric wheelchair or an ECV should proceed to the exit and present a valid Attraction Access Pass to a Team Member at the exit to receive a wait time. (A ramp is available for access through the entrance.)

Loose Article Policy: Loose articles are not permitted on the ride and must be secured in cargo pockets, zippered pockets, or on the side. All loose articles which cannot be secured must be locked in a locker, or left with a non-rider prior to entering the queue line.

IBCCES Sensory Guide™

GE / Train Engine
ISD#8269

TOUCH	TASTE	SOUND	SMELL	SIGHT
				
Sensory Level (1 = low sensory stimulation, 10 = high sensory stimulation)				
2	1	3	1	3
© 2019 IBCCES ALL RIGHTS RESERVED				

Participant Guidelines

- Slow pace
- Rocking motion
- Hard benches
- Minimal sensory impact
- Train whistle/bells
- Close proximity to other guests
- Minimal sensory impact
- Motion sickness/dizziness may occur
- Rapidly changing scenery

© 2019 IBCCES ALL RIGHTS RESERVED

Grand Carousel

A mild ride that slowly moves in a circular manner with a mild up and down motion.

Height Restriction: Guests must be at least 36" tall to ride alone. Guests less than 36" tall must be accompanied by a Guest more than 54" tall. Children must be able to sit up alone to ride on an animal. Infants are permitted if accompanied by a Guest more than 54" tall. Infants must ride with the accompanying adult in a bench seat.






Physical Requirements: Each rider must be able to remain sitting up straight, keeping their head upright. Riders must have at least one functioning arm, one functioning leg, and one leg to the knee to utilize an animal. Riders using a wheelchair must transfer from the wheelchair onto the ride only to utilize an animal. Riders must possess upper body control and the ability to sit in an upright position and maintain an upright posture to ride in a bench seat. Riders that cannot maintain upper body control must ride with a responsible adult in a bench seat.

Ride Access: Guests using a manual or electric wheelchair or an ECV should proceed to the exit and present a valid Attraction Access Pass to a Team Member at the exit to receive a wait time. (The ride entrance is available for access.)

Loose Article Policy: Loose articles are permitted on this ride

IBCCES Sensory Guide™

Chance / Carousel 20' ISD#8200

TOUCH	TASTE	SOUND	SMELL	SIGHT
				
Sensory Level (1 = low sensory stimulation, 10 = high sensory stimulation)				
3	1	2	1	3

© 2019 IBCCES ALL RIGHTS RESERVED

Participant Guidelines

- Up and down motion
- Continuous circular motion
- Minimal Sensory Impact
- Musical soundscape
- Minimal Sensory impact
- Potential for Motion Sickness/Dizziness
- Shaded ride

© 2019 IBCCES ALL RIGHTS RESERVED

Greezed Lightnin'

A High Thrill ride with circulating motion. An exciting roller coaster that loops upside down in an elevated circular motion.

Height Restriction: Riders must be at least 48" tall to ride this ride.

Physical Requirements: Each rider must maintain in an upright seated position with their head against the headrest during the duration of the ride and their arms, hands, legs, and feet inside the ride vehicle at all times. Riders must possess two (2) naturally fully formed and functioning arms absent of prosthetic devices and two(2) legs to the knee OR one (1) naturally fully formed and functioning arm absent of prosthetic devices and two (2) naturally fully formed and functioning legs absent of prosthetic devices. Prosthetics are not permitted. Casts are not permitted. Riders using a wheelchair must transfer from the wheelchair onto the ride.






Size Limitation: Due to the design of the seating safety device on this ride, exceptionally large or tall people may not be able to ride.

Ride Access: Guests using a manual or electric wheelchair or an ECV should proceed to the exit and present a valid Attraction Access Pass to the Ride Attendant to receive a wait time. Guest will board through the exit after their time has elapsed.

Loose Article Policy: Loose articles are not permitted on the ride and must be secured in cargo pockets, zippered pockets, or on the side. All loose articles which cannot be secured must be locked in a locker, or left with a non-rider prior to entering the queue line.

IBCCES Sensory Guide™

Larson/Loop Super Giant 73' ISD#8005

TOUCH	TASTE	SOUND	SMELL	SIGHT
				
Sensory Level (1 = low sensory stimulation, 10 = high sensory stimulation)				
7	1	7	1	6

© 2019 IBCCES ALL RIGHTS RESERVED

Participant Guidelines

<ul style="list-style-type: none">• Inverted hang time• 360 degree revolutions• Restricted restraint• 7 story loop	<ul style="list-style-type: none">• Minimal Sensory Impact	<ul style="list-style-type: none">• Screaming Guests• Sound of machinery	<ul style="list-style-type: none">• Minimal Sensory Impact	<ul style="list-style-type: none">• Potential for Motion Sickness/Dizziness• Direct Sunlight• Guests face guests opposite from each other
---	--	---	--	---

© 2019 IBCCES ALL RIGHTS RESERVED

Activity Summary

Experience revolutions and incredible weightlessness on our looping thrill ride.

© 2019 IBCCES ALL RIGHTS RESERVED

Hootie's Treehouse

A mild ride with a mild up and down motion.

Height Restriction: Guests must be at least 36" tall to ride alone. Guests less than 36" tall must be accompanied by a Guest more than 54" tall. Guests more than 54" tall must be accompanied by a Guest less than 54" tall. Children must be able to sit up alone to ride. Infants are not permitted.






Physical Requirements: Each rider must maintain in an upright seated position with their head against the headrest during the duration of the ride and their arms, hands, legs, and feet inside the ride vehicle at all times. Riders must have at least one functioning arm and one functioning leg. No leg casts. Riders must step up and down into the ride vehicle and will need to transfer from a wheelchair to the ride vehicle.

Ride Access: Guests using a manual or electric wheelchair or an ECV should proceed to the exit and present a valid Attraction Access Pass to a Team Member at the exit to receive a wait time. (The ride entrance is available for access.)

Loose Article Policy: Loose articles are not permitted on the ride and must be secured in cargo pockets, zippered pockets, or on the side. All loose articles which cannot be secured must be locked in a locker, or left with a non-rider prior to entering the queue line.

IBCCES Sensory Guide™

Zamperla/Star Jumpin
ISD#8034

TOUCH	TASTE	SOUND	SMELL	SIGHT
				
Sensory Level (1 = low sensory stimulation, 10 = high sensory stimulation)				
3	1	2	1	3

© 2019 IBCCES ALL RIGHTS RESERVED

Participant Guidelines

- 20 foot lift
- Gently moves up and down
- Minimum sensory impact
- Sound of machinery
- Soundscape playing
- Minimum sensory impact
- Motion sickness/dizziness may occur

© 2019 IBCCES ALL RIGHTS RESERVED

Activity Summary

Jiggle till you giggle on this bouncy tower lift for little kids.

© 2019 IBCCES ALL RIGHTS RESERVED

Timbertown Kups

A mild, gentle circular ride.

Height Restriction: Guests must be at least 36" tall and less than 52" tall to ride.






Physical Requirements: Each rider must maintain in an upright seated position with their back against the seatback during the duration of the ride and their arms, hands, legs, and feet inside the ride vehicle at all times. Riders must have at least one functioning arm and one functioning leg. No leg casts. Riders must be able to stabilize themselves and the safety belt must be able to function as intended. Riders must step up and down into the ride vehicle and will need to transfer from a wheelchair to the ride vehicle.

Ride Access: Guests using a manual or electric wheelchair or an ECV should proceed to the exit and present a valid Attraction Access Pass to a Team Member at the exit to receive a wait time. (The ride entrance is available for access.)

Loose Article Policy: Loose articles are permitted on this ride

IBCCES Sensory Guide™

Zamperla/Cup Tea Mini ISD#8033

TOUCH	TASTE	SOUND	SMELL	SIGHT
				
Sensory Level (1 = low sensory stimulation, 10 = high sensory stimulation)				
3	1	2	1	3

© 2019 IBCCES ALL RIGHTS RESERVED

Participant Guidelines

- Level of spin controlled by riders
- Swivels in circle
- Lap restraint
- Minimum sensory impact
- Sound of machinery
- Soundscape playing
- Minimum sensory impact
- Motion sickness/dizziness may occur

© 2019 IBCCES ALL RIGHTS RESERVED

Activity Summary

Teacup-style spin-a-rama. The more you twist, the harder you spin.

© 2019 IBCCES ALL RIGHTS RESERVED

Marshal's Stampede

A moderate driving ride with turns and bumps.

Height Restriction: Guests must be at least 48" tall to ride.






Physical Requirements: Each rider must maintain in an upright seated position with their back against the seatback during the duration of the ride and their arms, hands, legs, and feet inside the ride vehicle at all times. Riders must have at least one functioning arm and one functioning leg. No casts. Drivers must have the ability to hold and turn the steering wheel and depress the foot pedal. Passengers must have the ability to brace themselves. Riders must step up and down into the ride vehicle and will need to transfer from a wheelchair to the ride vehicle.

Ride Access: Guests using a manual or electric wheelchair or an ECV should proceed to the exit and present a valid Attraction Access Pass to a Team Member at the exit to receive a wait time. (A ramp is available for access through the entrance.)

Loose Article Policy: Loose articles are permitted on this ride

IBCCES Sensory Guide™

Duce / Majestic / Car Bumper ISD#8211

TOUCH	TASTE	SOUND	SMELL	SIGHT
				
Sensory Level (1 = low sensory stimulation, 10 = high sensory stimulation)				
5	1	4	1	4

© 2019 IBCCES ALL RIGHTS RESERVED

Participant Guidelines

- Jerks
- Bumps
- Minimal sensory impact
- Close proximity to other guests
- Mechanical sounds
- Minimal sensory impact
- Motion sickness/dizziness may occur
- Shaded ride

© 2019 IBCCES ALL RIGHTS RESERVED

Activity Summary

Bumper cars for big kids and adults.

© 2019 IBCCES ALL RIGHTS RESERVED

Oakley's Honey Swings






A mild, slow moving circular ride.

Height Restriction: Guests must be at least 36" tall to ride alone. Guests less than 36" tall must be accompanied by a Guest more than 54" tall. Guests more than 54" tall must be accompanied by a Guest less than 54" tall. Children must be able to sit up alone to ride. Infants are not permitted.

Physical Requirements: Each rider must maintain in an upright seated position with their back against the seatback during the duration of the ride and their arms, hands, legs, and feet inside the ride vehicle at all times. Riders must have at least one functioning arm and one functioning leg. No leg casts. Riders must step up and down into the ride vehicle and will need to transfer from a wheelchair to the ride vehicle.

Ride Access: Guests using a manual or electric wheelchair or an ECV should proceed to the exit and present a valid Attraction Access Pass to a Team Member at the exit to receive a wait time. (The ride entrance is available for access.)

Loose Article Policy: Loose articles are not permitted on the ride and must be secured in cargo pockets, zippered pockets, or on the side. All loose articles which cannot be secured must be locked in a locker, or left with a non-rider prior to entering the queue line.

IBCCES Sensory Guide™				
Zamperla / Swing Kid				ISD#8196
TOUCH	TASTE	SOUND	SMELL	SIGHT
				
Sensory Level (1 = low sensory stimulation, 10 = high sensory stimulation)				
3	1	3	1	3
© 2019 IBCCES ALL RIGHTS RESERVED				
Participant Guidelines				
<ul style="list-style-type: none">• Gentle movement• Elevation changes• Legs dangle	<ul style="list-style-type: none">• Minimal sensory impact	<ul style="list-style-type: none">• Close proximity to other guests	<ul style="list-style-type: none">• Minimal sensory impact	<ul style="list-style-type: none">• Motion sickness/dizziness may occur
© 2019 IBCCES ALL RIGHTS RESERVED				

Olympiad Grand Prix

A high thrill driving attraction with sharp turns, sudden stops and possible bumps.

Height Restriction: Guests must be at least 58" tall to drive and at least 40" tall to ride as a passenger. Any Guest driving a passenger must be 18 or over with a valid driver's license.

Physical Requirements: Each rider must maintain in an upright seated position with their head against the headrest during the duration of the ride and their arms, hands, legs, and feet inside the ride vehicle at all times. Riders must have two functioning arms and two functioning legs. No casts. Drivers must have the ability to hold and turn the steering wheel and depress the foot pedals. Passengers must have the ability to brace themselves. Riders must step up and down into the ride vehicle and will need to transfer from a wheelchair to the ride vehicle.






Ride Access: Guests using a manual or electric wheelchair or an ECV should proceed to the exit and present a valid Attraction Access Pass to a Team Member at the exit to receive a wait time. (The ride entrance is available for access.)

(A fee is required for Olympiad Grand Prix. Tickets are available for purchase at the Olympiad Grand Prix entrance.)

Loose Article Policy: Loose articles are not permitted on the ride and must be secured in cargo pockets, zippered pockets, or on the side. All loose articles which cannot be secured must be locked in a locker, or left with a non-rider prior to entering the queue line.

IBCCES Sensory Guide™

J & J / Pacer / Cart Go
ISD#8221

TOUCH	TASTE	SOUND	SMELL	SIGHT
				
Sensory Level (1 = low sensory stimulation, 10 = high sensory stimulation)				
5	1	5	3	5

© 2019 IBCCES ALL RIGHTS RESERVED

Participant Guidelines

- Tight corners
- Minimal sensory impact
- Loud engine
- Fumes from engine
- Motion sickness/dizziness may occur
- High speed
- Restrictive restraint
- Drive through shaded and non-shaded areas

© 2019 IBCCES ALL RIGHTS RESERVED

Activity Summary

Feel the thrill of the open road on this classic go-kart speedway.

© 2019 IBCCES ALL RIGHTS RESERVED

Pandemonium

A moderate ride with circular motion that swings side to side and elevates.

Height Restriction: Guests must be at least 48" tall to ride.

Physical Requirements: Each rider must maintain an upright seated position with their head against the headrest during the duration of the ride. Riders must have at least two (2) natural functioning arms that extend at the minimum to the elbow and one (1) natural functioning hand capable of grasping on one of the two arms, and at least two (2) natural legs with lower extremities to the knee on both legs in order to ride. No prosthetic devices are permitted. Due to the restraints some large guests may not be able to ride. All riders must be able to sit properly (facing forward, sitting upright, flat in the seat).

Ride Access: Guests using a manual or electric wheelchair or an ECV should proceed to the exit and present a valid Attraction Access Pass to a Team Member at the exit to receive a wait time. (The ride entrance is available for access.)

Loose Article Policy: Loose articles are not permitted on the ride and must be secured in cargo pockets, zippered pockets, or on the side. All loose articles which cannot be secured must be locked in a locker, or left with a non-rider prior to entering the queue line.

Raging River

A moderate family raft ride through white water with splashes and turns.

Height Restriction: Guests must be at least 48” tall to ride alone. Guests more than 42” tall and less than 48” tall must be accompanied by a Guest more than 54” tall. Personal flotation devices may be requested prior to boarding the ride. Please see the ride attendant for more information.






Physical Requirements: Each rider must maintain in an upright seated position with their head against the headrest during the duration of the ride and their arms, hands, legs, and feet inside the ride vehicle at all times. Riders must have at least one functioning arm and one functioning leg. No leg casts that extend above the knee. Riders must be able to stabilize themselves and the safety belt must be able to function as intended. Riders must step up and down into the ride vehicle and will need to transfer from a wheelchair to the ride vehicle.

Ride Access: Guests using a manual or electric wheelchair or an ECV should proceed to the exit and present a valid Attraction Access Pass to a Team Member at the exit to receive a wait time. (A ramp is available for access through the entrance.)

Loose Article Policy: Loose articles are not permitted on the ride and must be secured in cargo pockets, zippered pockets, or the article bin on the side. All loose articles which cannot be secured must be locked in a locker, or left with a non-rider prior to entering the queue line

IBCCES Sensory Guide™

Intamin/Rapids **ISD#8025**

TOUCH	TASTE	SOUND	SMELL	SIGHT
				
5	2	3	2	4

Sensory Level (1 = low sensory stimulation, 10 = high sensory stimulation)

© 2019 IBCCES ALL RIGHTS RESERVED

Participant Guidelines

- Will get wet
- Bump into walls
- Rocking motion in rapids
- Spins in current
- Chance water will get in mouth
- Guest screams
- Water rushing
- Chlorinated scent
- Potential for Motion Sickness/Dizziness
- Direct light
- Water may splash in eyes
- Some shaded sections

© 2019 IBCCES ALL RIGHTS RESERVED

Activity Summary

Ride the ultimate white water rafting experience.

© 2019 IBCCES ALL RIGHTS RESERVED

Ranger Randy's Railway

A mild ride that slowly moves around a track with gentle turns.

Height Restriction: Guests must be at least 36" tall to ride alone. Guests less than 36" tall must be accompanied by a Guest more than 54" tall. Guests more than 54" tall must be accompanied by a Guest less than 54" tall. Children must be able to sit up alone to ride. Infants are not permitted.

Physical Requirements: Each rider must maintain in an upright seated position with their back against the seatback during the duration of the ride and their arms, hands, legs, and feet inside the ride vehicle at all times. Riders must have at least one functioning arm and one functioning leg. No leg casts. Riders must be able to stabilize themselves and the safety belt must be able to function as intended. Riders must step up and down into the ride vehicle and will need to transfer from a wheelchair to the ride vehicle.

Ride Access: Guests using a manual or electric wheelchair or an ECV should proceed to the exit and present a valid Attraction Access Pass to a Team Member at the exit to receive a wait time. (The ride entrance is available for access.)

Loose Article Policy: Loose articles are permitted on this ride

Rocky's Ranger Planes

A mild, gentle circular ride with some up and down motion.

Height Restriction: Guests must be less than 54" tall to ride. Children must be able to sit up alone to ride. Infants are not permitted.

Physical Requirements: Each rider must maintain in an upright seated position with their back against the seatback during the duration of the ride and their arms, hands, legs, and feet inside the ride vehicle at all times. Riders must have at least one functioning arm and one functioning leg. Riders must be able to stabilize themselves and the safety belt must be able to function as intended. Riders must step up and down into the ride vehicle and will need to transfer from a wheelchair to the ride vehicle.

Ride Access: Guests using a manual or electric wheelchair or an ECV should proceed to the exit and present a valid Attraction Access Pass to a Team Member at the exit to receive a wait time. (A ramp is available for access through the entrance.)

Loose Article Policy: Loose articles are permitted on this ride

Sasquatch

A high thrill, exciting ride with a sudden drop.

Height Restriction: Guests must be at least 48" tall to ride.






Physical Requirements: Each rider must maintain in an upright seated position with their head against the headrest during the duration of the ride and their arms, hands, legs, and feet inside the ride vehicle at all times. Riders must have at least one functioning arm and one functioning leg. For your safety and the safety of others, riders must remove medical devices including half or full length orthotics, braces, crutches, canes, prosthetics and any other type of medical assistance device that is not permanently affixed to the rider's body to prevent hazards or loss due to ride forces. Riders must be able to stabilize themselves and the safety belt must be able to function as intended. Riders using a wheelchair must transfer from the wheelchair onto the ride.

Ride Access: Guests using a manual or electric wheelchair or an ECV should proceed to the exit and present a valid Attraction Access Pass to a Team Member at the exit to receive a wait time. (The ride entrance is available for access.)

Loose Article Policy: Loose articles are not permitted on the ride and must be secured in cargo pockets, zippered pockets, or the article bin on the side. All loose articles which cannot be secured must be locked in a locker, or left with a non-rider prior to entering the queue line.

IBCCES Sensory Guide™

S & S / Shot Space
ISD#8310

TOUCH	TASTE	SOUND	SMELL	SIGHT
				
Sensory Level (1 = low sensory stimulation, 10 = high sensory stimulation)				
8	1	7	1	7

© 2019 IBCCES ALL RIGHTS RESERVED

Participant Guidelines

- Restrictive restraints
- Heights
- Drop
- Feet dangle
- Minimal sensory impact
- Close proximity to other guests
- Mechanical sounds
- Minimal sensory impact
- Motion sickness/dizziness may occur
- Heights

© 2019 IBCCES ALL RIGHTS RESERVED

Activity Summary

A 185-foot ride that will accelerate thrill-seekers to the top of a tower!

© 2019 IBCCES ALL RIGHTS RESERVED

Screamin' Eagles




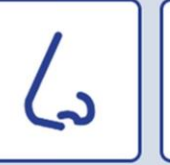

A mild, elevated circular ride with Guest controlled movement.

Height Restriction: Guest must be at least 44" tall to ride alone. Guests more than 36" tall and less than 44" tall must be accompanied by a Guest more than 54" tall.

Physical Requirements: Each rider must maintain in an upright seated position with their back against the seatback during the duration of the ride and their arms, hands, legs, and feet inside the ride vehicle at all times. Riders must have at least one functioning arm and one functioning leg. Riders must step up and down into the ride vehicle and will need to transfer from a wheelchair to the ride vehicle.

Ride Access: Guests using a manual or electric wheelchair or an ECV should proceed to the exit and present a valid Attraction Access Pass to a Team Member at the exit to receive a wait time. (The ride entrance is available for access.)

Loose Article Policy: Loose articles are not permitted on the ride and must be secured in cargo pockets, zippered pockets, or the article bin on the side. All loose articles which cannot be secured must be locked in a locker, or left with a non-rider prior to entering the queue line

IBCCES Sensory Guide™				
Larson / Scooter Flying				ISD#8156
TOUCH	TASTE	SOUND	SMELL	SIGHT
				
Sensory Level (1 = low sensory stimulation, 10 = high sensory stimulation)				
3	1	3	1	3
© 2019 IBCCES ALL RIGHTS RESERVED				
Participant Guidelines				
<ul style="list-style-type: none">Elevation changes	<ul style="list-style-type: none">Minimal sensory impact	<ul style="list-style-type: none">Mechanical sound	<ul style="list-style-type: none">Minimal sensory impact	<ul style="list-style-type: none">Motion sickness/dizziness may occurNatural light
© 2019 IBCCES ALL RIGHTS RESERVED				

Sheldon's Speedway






A mild circular ride that turns and spins very quickly.

Height Restriction: Guests must be at least 36" tall and less than 54" tall to ride.

Physical Requirements: Each rider must maintain in an upright seated position with their back against the seatback during the duration of the ride and their arms, hands, legs, and feet inside the ride vehicle at all times. Riders must have at least one functioning arm and one functioning leg. No leg casts. Riders must step up and down into the ride vehicle and will need to transfer from a wheelchair to the ride vehicle.

Ride Access: Guests using a manual or electric wheelchair or an ECV should proceed to the exit and present a valid Attraction Access Pass to a Team Member at the exit to receive a wait time. (A ramp is available for access through the entrance.)

Loose Article Policy: Loose articles are not permitted on the ride and must be secured in cargo pockets, zippered pockets, or on the side. All loose articles which cannot be secured must be locked in a locker, or left with a non-rider prior to entering the queue line.

IBCCES Sensory Guide™				
Zamperla / Speedway				ISD#8257
TOUCH	TASTE	SOUND	SMELL	SIGHT
				
Sensory Level (1 = low sensory stimulation, 10 = high sensory stimulation)				
3	1	2	1	2
© 2019 IBCCES ALL RIGHTS RESERVED				
Participant Guidelines				
<ul style="list-style-type: none">• Gentle Pace• Smoothness of ride dependent on driver	<ul style="list-style-type: none">• Minimal sensory impact	<ul style="list-style-type: none">• Close proximity to other guests	<ul style="list-style-type: none">• Minimal sensory impact	<ul style="list-style-type: none">• Motion sickness/dizziness may occur
© 2019 IBCCES ALL RIGHTS RESERVED				
Activity Summary				
No pit stops for pip squeaks!				
© 2019 IBCCES ALL RIGHTS RESERVED				

Skycoaster

A high thrill, exciting attraction with a sudden drop and back and forth swinging motion.

Height Restriction: Must be at least 42" tall to fly. Maximum weight of 850lbs. per group.

Physical Requirements: Riders must have at least two functioning arms and one functioning leg. Riders must be willing and have the ability to grasp and hold onto the landing loop with both hands during the landing process. Those using a wheelchair must transfer from the wheelchair onto the ride.






Ride Access: Guests using a manual or electric wheelchair or an ECV should enter through the entrance.

(A fee is required for Skycoaster. Tickets are available for purchase at the Skycoaster entrance.)

Loose Article Policy: Loose articles are not permitted on the ride and must be secured in cargo pockets, zippered pockets, or the article bin on the side. All loose articles which cannot be secured must be locked in a locker, or left with a non-rider prior to entering the queue line

IBCCES Sensory Guide™

Skycoaster / Skycoaster ISD#8202

TOUCH	TASTE	SOUND	SMELL	SIGHT
				
Sensory Level (1 = low sensory stimulation, 10 = high sensory stimulation)				
7	1	5	1	6
<small>© 2019 IBCCES ALL RIGHTS RESERVED</small>				

Participant Guidelines

- Harnessed into ride
- Free fall sensation
- Soaring airborne in forwards motion
- Minimal Sensory Impact
- Screaming Guests
- Minimal Sensory Impact
- Potential for Motion Sickness/Dizziness
- Direct Sunlight
- Optical Illusions

© 2019 IBCCES ALL RIGHTS RESERVED

Activity Summary

Plummet 100 feet through the air for the ultimate skydiving experience! Parachute not included.

© 2019 IBCCES ALL RIGHTS RESERVED

Sky Ride

A mild elevated ride/attraction that moves on a cable track to view the areas below.

Height Restriction: Guests must be at least 48" tall to ride alone. Guests less than 48" tall must be accompanied by a Guest more than 54" tall. Children must be able to sit up alone to ride. Infants are not permitted.






Physical Requirements: Each rider must maintain in an upright seated position with their back against the seatback during the duration of the ride and their arms, hands, legs, and feet inside the ride vehicle at all times. Riders must have at least one functioning arm. For your safety and the safety of others, riders must remove medical devices including half or full length orthotics, braces, crutches, canes, prosthetics and any other type of medical assistance device that is not permanently affixed to the rider's body to prevent hazards or loss due to ride forces. Riders must possess upper body control and the ability to sit in an upright position and maintain an upright posture. Riders will need to transfer from a wheelchair to the ride vehicle.

Ride Access: Guests using a manual or electric wheelchair or an ECV should proceed to the exit and present a valid Attraction Access Pass to a Team Member at the exit to receive a wait time.

Loose Article Policy: Loose articles are not permitted on the ride and must be secured in cargo pockets, zippered pockets, or the article bin on the side. All loose articles which cannot be secured must be locked in a locker, or left with a non-rider prior to entering the queue line

IBCCES Sensory Guide™

Hopkins / Glider Sky
ISD#8340

TOUCH	TASTE	SOUND	SMELL	SIGHT
				
Sensory Level (1 = low sensory stimulation, 10 = high sensory stimulation)				
3	1	2	1	3

© 2019 IBCCES ALL RIGHTS RESERVED

Participant Guidelines

- Gently Rocking Gondola
- Heights
- Minimal Sensory Impact
- Sound of machinery
- Minimal Sensory impact
- Potential for Motion Sickness/Dizziness
- Shaded gondolas

© 2019 IBCCES ALL RIGHTS RESERVED

Activity Summary

Take a roundtrip ski-lift style gondola ride from Fest Area to downtown Storytown and back.

© 2019 IBCCES ALL RIGHTS RESERVED

Spruce's Wilderness Bus Tour

A mild, slow moving circular ride that has some elevation.

Height Restriction: Guests must be at least 36" tall to ride alone. Guests less than 36" tall must be accompanied by a Guest more than 54" tall. Guests more than 54" tall must be accompanied by a Guest less than 54" tall. Children must be able to sit up alone to ride. Infants are not permitted.






Physical Requirements: Each rider must maintain in an upright seated position with their back against the seatback during the duration of the ride and their arms, hands, legs, and feet inside the ride vehicle at all times. Riders must have at least one functioning arm and one functioning leg. No leg casts. Riders must be able to stabilize themselves and the safety bar must be able to function as intended. Riders must step up and down into the ride vehicle and will need to transfer from a wheelchair to the ride vehicle.

Ride Access: Guests using a manual or electric wheelchair or an ECV should proceed to the exit and present a valid Attraction Access Pass to a Team Member at the exit to receive a wait time. (A ramp is available for access through the entrance.)

Loose Article Policy: Loose articles are permitted on this ride

IBCCES Sensory Guide™

Zamperla / Bus Crazy ISD#8117

TOUCH	TASTE	SOUND	SMELL	SIGHT
				
Sensory Level (1 = low sensory stimulation, 10 = high sensory stimulation)				
3	1	3	1	3

© 2019 IBCCES ALL RIGHTS RESERVED

Participant Guidelines

- Varying heights
- Forward/backward motion
- Minimal sensory impact
- Close proximity to other guests
- Mechanical sounds
- Minimal sensory impact
- Heights
- Motion sickness/dizziness may occur

© 2019 IBCCES ALL RIGHTS RESERVED

Activity Summary

Hop into the vehicle for a family-friendly adventure with your favorites.

© 2019 IBCCES ALL RIGHTS RESERVED

Steamin' Demon

A high thrill, exciting coaster with high-speed turns and loops and sudden stops.

Height Restriction: Guests must be at least 48" tall to ride.






Physical Requirements: Each rider must maintain in an upright seated position with their head against the headrest during the duration of the ride and their arms, hands, legs, and feet inside the ride vehicle at all times. Riders must have at least one functioning arm and one functioning leg. No leg casts that extend above the knee. Riders must step up and down into the ride vehicle and will need to transfer from a wheelchair to the ride vehicle.

Ride Access: Guests using a manual or electric wheelchair or an ECV should proceed to the exit and present a valid Attraction Access Pass to a Team Member at the exit to receive a wait time. (A ramp is available for access through the entrance.)

Loose Article Policy: Loose articles are not permitted on the ride and must be secured in cargo pockets, zippered pockets, or the article bin on the side. All loose articles which cannot be secured must be locked in a locker, or left with a non-rider prior to entering the queue line

IBCCES Sensory Guide™

Arrow / Coaster Looping Corkscrew
ISD#8341

TOUCH	TASTE	SOUND	SMELL	SIGHT
				
Sensory Level (1 = low sensory stimulation, 10 = high sensory stimulation)				
7	1	7	1	6

© 2019 IBCCES ALL RIGHTS RESERVED

Participant Guidelines

<ul style="list-style-type: none"> Restrictive restraints Heights Loops Hills Twists and turns High speed 	<ul style="list-style-type: none"> Minimal Sensory Impact 	<ul style="list-style-type: none"> Sound of machinery Close proximity to other guests 	<ul style="list-style-type: none"> Minimal Sensory impact Potential for Motion Sickness/Dizziness Heights Optical illusions
---	--	---	---

© 2019 IBCCES ALL RIGHTS RESERVED

Activity Summary

The Great Escape's first looping coaster is a speed-devil that's been a fan favorite for 25 years.

© 2019 IBCCES ALL RIGHTS RESERVED

Storytown Train

A mild family ride with slow turns around a track.

Height Restriction: Guests must be at least 42" tall to ride alone. Guests less than 42" tall must be accompanied by a Guest more than 54" tall. Infants must ride with an accompanying adult.






Physical Requirements: Each rider must maintain in an upright seated position with their back against the seatback during the duration of the ride and their arms, hands, legs, and feet inside the ride vehicle at all times. Riders must possess upper body control and the ability to sit in an upright position and maintain an upright posture. Riders that cannot maintain upper body control must ride with a responsible adult. Riders must step up and down into the ride vehicle and will need to transfer from a wheelchair to the ride vehicle.

Ride Access: Guests using a manual or electric wheelchair or an ECV should proceed to the exit and present a valid Attraction Access Pass to a Team Member at the exit to receive a wait time.

Loose Article Policy: Loose articles are permitted on this ride

IBCCES Sensory Guide™

Chance / Train Engine CP Huntington
ISD#8217

TOUCH	TASTE	SOUND	SMELL	SIGHT
				
Sensory Level (1 = low sensory stimulation, 10 = high sensory stimulation)				
2	1	3	1	3

© 2019 IBCCES ALL RIGHTS RESERVED

Participant Guidelines

<ul style="list-style-type: none"> Slow pace Rocking motion Hard benches 	<ul style="list-style-type: none"> Minimal sensory impact 	<ul style="list-style-type: none"> Train whistle/bells Close proximity to other guests 	<ul style="list-style-type: none"> Minimal sensory impact Motion sickness/dizziness may occur Rapidly changing scenery
---	--	--	---

© 2019 IBCCES ALL RIGHTS RESERVED

Activity Summary

Take a trip around the entire park in this two-carriage train ride.

© 2019 IBCCES ALL RIGHTS RESERVED

Swan Boats

A mild family boat ride with slow turns around a river.

Height Restriction: Guests must be at least 42" tall to ride alone. Guests less than 42" tall must be accompanied by a Guest more than 54" tall. Children must be able to sit up alone to ride. Infants are not permitted. Personal flotation devices may be requested prior to boarding the ride. Please see the ride attendant for more information.






Physical Requirements: Each rider must maintain in an upright seated position with their back against the seatback during the duration of the ride and their arms, hands, legs, and feet inside the ride vehicle at all times. Riders must possess upper body control and the ability to sit in an upright position and maintain an upright posture. Riders must step up and down into the ride vehicle and will need to transfer from a wheelchair to the ride vehicle.

Ride Access: Guests using a manual or electric wheelchair or an ECV should proceed to the exit and present a valid Attraction Access Pass to a Team Member at the exit to receive a wait time.

Loose Article Policy: Loose articles are permitted on this ride

IBCCES Sensory Guide™

SFGE / Boat Paddle
ISD#8342

TOUCH	TASTE	SOUND	SMELL	SIGHT
				
Sensory Level <i>(1 = low sensory stimulation, 10 = high sensory stimulation)</i>				
3	1	2	1	2

© 2019 IBCCES ALL RIGHTS RESERVED

Participant Guidelines

- Must wear life vest
- Pedal boats
- Minimum sensory impact
- Close proximity to other guests
- Minimum sensory impact
- Natural light

© 2019 IBCCES ALL RIGHTS RESERVED

Activity Summary

Float like a swan on a scenic and relaxing river boat tour.

© 2019 IBCCES ALL RIGHTS RESERVED

The Comet

A high thrill, exciting coaster with high speed turns and steep drops and sudden stops.

Height Restriction: Guests must be at least 48" tall to ride.






Physical Requirements: Each rider must maintain in an upright seated position with their back against the seatback during the duration of the ride and their arms, hands, legs, and feet inside the ride vehicle at all times. Riders must have at least one functioning arm and two functioning legs. No leg casts that extend above the knee. For your safety and the safety of others, riders must remove medical devices including half or full length orthotics, braces, crutches, canes, prosthetics and any other type of medical assistance device that is not permanently affixed to the rider's body to prevent hazards or loss due to ride forces. Riders must be able to stabilize themselves and the safety belt must be able to function as intended. Riders must step up and down into the ride vehicle and will need to transfer from a wheelchair to the ride vehicle.

Ride Access: Guests using a manual or electric wheelchair or an ECV should proceed to the accessibility entrance and present a valid Attraction Access Pass to a Team Member to receive a wait time. (A ramp is available for access through the entrance and exit.)

Loose Article Policy: Loose articles are not permitted on the ride and must be secured in cargo pockets, zippered pockets, or the article bin on the side. All loose articles which cannot be secured must be locked in a locker, or left with a non-rider prior to entering the queue line

IBCCES Sensory Guide™

NAD / PTC 6p / Coaster Wood
ISD#8227

TOUCH	TASTE	SOUND	SMELL	SIGHT
				
Sensory Level (1 = low sensory stimulation, 10 = high sensory stimulation)				
7	1	7	1	6

© 2019 IBCCES ALL RIGHTS RESERVED

Participant Guidelines

- Heights
- High speed
- Restrictive Restraints
- Twists and turns
- Minimum sensory impact
- Sound of machinery
- Close proximity to other guests
- Minimum sensory impact
- Motion sickness/dizziness may occur
- Heights
- Optical illusions

© 2019 IBCCES ALL RIGHTS RESERVED

Thunder Alley

A mild ride with slow speeds and gentle turns.

Height Restriction: Guests must be at least 42" tall to ride alone. Guests less than 42" tall must be accompanied by a Guest more than 54" tall. Children must be able to sit up alone to ride. Infants are not permitted.






Physical Requirements: Each rider must maintain in an upright seated position with their back against the seatback during the duration of the ride and their arms, hands, legs, and feet inside the ride vehicle at all times. Riders must have at least one functioning arm and one functioning leg. Riders must step up and down into the ride vehicle and will need to transfer from a wheelchair to the ride vehicle.

Ride Access: Guests using a manual or electric wheelchair or an ECV should proceed to the Go Fast Pass entrance and present a valid Attraction Access Pass to a Team Member to receive a wait time.

Loose Article Policy: Loose articles are permitted on this ride

IBCCES Sensory Guide™

Morgan / Car Classic Fifties ISD#8343

TOUCH	TASTE	SOUND	SMELL	SIGHT
				
Sensory Level (1 = low sensory stimulation, 10 = high sensory stimulation)				
3	1	3	1	3
<small>© 2019 IBCCES ALL RIGHTS RESERVED</small>				

Participant Guidelines

- Smoothness of the ride depends on the operator
- Can have lots of starts and stops
- Lightly padded seating
- Minimal Sensory Impact
- Mechanical sound
- Minimal Sensory impact
- Potential for Motion Sickness/Dizziness
- Shaded ride

© 2019 IBCCES ALL RIGHTS RESERVED

Activity Summary

Drive down a country lane in authentic 1950's classic cars!

© 2019 IBCCES ALL RIGHTS RESERVED



ZoomJets

A mild, slow moving circular ride with mild up and down motion.

Height Restriction: Guests must be at least 48" tall to ride alone. Guests less than 48" tall must be accompanied by a Guest more than 54" tall. Guests more than 54" tall must be accompanied by a Guest less than 54" tall. Children must be able to sit up alone to ride. Infants are not permitted.

Physical Requirements: Each rider must maintain in an upright seated position with their back against the seatback during the duration of the ride and their arms, hands, legs, and feet inside the ride vehicle at all times. Riders must have at least one functioning arm and one functioning leg. No leg casts. Riders must be able to stabilize themselves and the safety belt must be able to function as intended. Riders must step up and down into the ride vehicle and will need to transfer from a wheelchair to the ride vehicle.

Ride Access: Guests using a manual or electric wheelchair or an ECV should proceed to the exit and present a valid Attraction Access Pass to a Team Member at the exit to receive a wait time. (The ride entrance is available for access.)

Loose Article Policy: Loose articles are permitted on this ride

Paradise Plunge

An open flume that ends into a run out. Guests experience high speeds, steep drops, zero gravity effects, and multi-directional forces.

Height/Weight Restriction: You must be 48" to ride. Weight of rider may not exceed 300 lbs.






Physical Requirements: Guests must possess the physical and cognitive abilities to hold themselves in a feet first position throughout the ride. Guest must be able to maintain the riding position throughout the ride.

Prosthetics are not permitted.
Casts are not permitted.

Ride Access: There is one entrance to this attraction through a queue line and up multiple flights of stairs. Access to the slide run out is available from the main walkway.

IBCCES Sensory Guide™

Pro Slide / Flume Body—Speed slide sky box, Free Fall
ISD#8100

TOUCH	TASTE	SOUND	SMELL	SIGHT
				
Sensory Level (1 = low sensory stimulation, 10 = high sensory stimulation)				
8	2	7	2	7

© 2019 IBCCES ALL RIGHTS RESERVED

Participant Guidelines

<ul style="list-style-type: none"> Drop floor 7 story drop High speed Will get wet 	<ul style="list-style-type: none"> Water may enter mouth 	<ul style="list-style-type: none"> Intimidating soundscape Noise from other guests Rushing water 	<ul style="list-style-type: none"> Chlorinated scent 	<ul style="list-style-type: none"> Water in eyes Great height Natural light
--	---	---	---	--

© 2019 IBCCES ALL RIGHTS RESERVED

Activity Summary

Take a 7-story free fall to the next level when you least expect it.

© 2019 IBCCES ALL RIGHTS RESERVED

Wahoo Racer

An open and enclosed serpentine flume where guests ride head first on a mat into a run out. Guests will experience high speeds, steep drops, zero gravity effects, and multi-directional forces.

Height/Weight Restriction: You must be 42" to ride.

Physical Requirements: Guests must possess the physical and cognitive abilities to hold themselves in a head first position by holding onto the handles of the mat throughout the course of the ride. Guest must be able to maintain the riding position throughout the ride.

Ride Access: There is one entrance to this attraction through a queue line and up multiple flights of stairs. Access to the slide run out is available from the main walkway.

Typhoon Twister

An enclosed serpentine flume where guests ride in a raft and land in a zero depth run out. Guests will experience high speeds, steep drops, zero gravity effects, and multi-directional forces.






Height/Weight Restriction: You must be 42" to ride. Combined weight of riders must be between 120 lbs. and 350 lbs.

Physical Requirements: Guests must possess the physical and cognitive abilities to hold themselves in an upright-seated position by holding onto the handles of the raft throughout the course of the ride. Guest must be able to maintain the riding position throughout the ride.

Ride Access: There is an entrance to this attraction through a queue line and up a ramp and another entrance up a flight of stairs. Access to the slide run out is available from the main walkway.

IBCCES Sensory Guide™

Whitewater / Flume Raft Tube—SerpentineISD#8098

TOUCH	TASTE	SOUND	SMELL	SIGHT
				
<i>Sensory Level (1 = low sensory stimulation, 10 = high sensory stimulation)</i>				
7	2	7	2	7

© 2019 IBCCES ALL RIGHTS RESERVED

Participant Guidelines

- Banking turns
- Rider will get wet
- Fast slide
- Two person raft
- Water may enter mouth
- Rushing water
- Noise from other guests
- Echo
- Chlorinated scent
- Water may enter eyes
- Pitch black
- Flickering lights

© 2019 IBCCES ALL RIGHTS RESERVED

Activity Summary

Sci-fi thrills await you on this twisting descent into liquid darkness.

© 2019 IBCCES ALL RIGHTS RESERVED

Bonzai Pipelines

Exciting body flume slides where the rider slides feet first twisting and turning decelerating in a run out. Riders will experience strong acceleration and deceleration forces from the front, rear and all sides during the course of the ride.

Height/Weight Restriction: You must be 42" to ride.






Physical Requirements: Guests must possess the physical and cognitive abilities to hold themselves in a feet first position throughout the ride. Guest must be able to maintain the riding position throughout the ride.

Casts are not permitted.

Ride Access: There is one entrance to this attraction through a queue line and up multiple flights of stairs. Access to the slide run out is available from the main walkway.

IBCCES Sensory Guide™

Pro Slide / Flume body—Speed slide free fall, twister
ISD#8261

TOUCH	TASTE	SOUND	SMELL	SIGHT
				
Sensory Level (1 = low sensory stimulation, 10 = high sensory stimulation)				
4	2	3	2	3

© 2019 IBCCES ALL RIGHTS RESERVED

Participant Guidelines

- Will get wet
- Twists and turns
- Water may enter mouth
- Echo in tubes
- Rushing water
- Chlorinated scent
- Tubes and open slices
- Water may enter eyes

© 2019 IBCCES ALL RIGHTS RESERVED

Activity Summary

See if you can weather gale force excitement, with these super-swift body slides.

© 2019 IBCCES ALL RIGHTS RESERVED






Buccaneer Beach

A children's aquatic attraction with various water elements in various pools with a depth up to 2 feet deep. Play elements include water splash and sprays, slides and water blasters.

Height/Weight Restriction: You must be under 54" to participate unless accompanying a child. You must be between 36" and 54" to ride slides.

Physical Requirements: On slides, guests must possess the physical and cognitive abilities to hold themselves in a feet first position throughout the ride.

Ride Access: Entrance to the pools as well as some slides and play elements can be accessed through stairs. Select slides can be accessed using a ramp.

IBCCES Sensory Guide™				
Pro Slide / Flume body kid—Racer mini river Gang slide				ISD#8384
TOUCH	TASTE	SOUND	SMELL	SIGHT
				
Sensory Level (1 = low sensory stimulation, 10 = high sensory stimulation)				
3	2	3	2	3
© 2019 IBCCES ALL RIGHTS RESERVED				
Participant Guidelines				
<ul style="list-style-type: none"> • Will get wet • Beginner level slides • Water may enter mouth • Close proximity to other guests • Echo in tube • Chlorinated scent • Water may enter eyes • Enclosed slides 				
© 2019 IBCCES ALL RIGHTS RESERVED				
Activity Summary				
This mini-pirate's watery playground is stocked with countless kid-sized wet contraption				
© 2019 IBCCES ALL RIGHTS RESERVED				

Adventure River

A simulated flowing river where riders float in tubes, swim, or wade along its course. Guest experience currents and may encounter waves and splashing. Pool depth ranges from a zero depth to 28 inches deep.






Height/Weight Restriction: It is recommended that Guests less than 42" tall be accompanied by a Guest more than 54".

Physical Requirements: Weak or non-swimmers should be equipped with Coast Guard approved flotation devices.

Ride Access: There are two entrances into the attraction. The main entrance is a ramp into the attraction. The secondary entrance has a downward flight of stairs. A pool lift chair is available at the entrance with the stairs.

IBCCES Sensory Guide™

ADG/River Lazy
ISD#8038

TOUCH	TASTE	SOUND	SMELL	SIGHT
				
Sensory Level (1 = low sensory stimulation, 10 = high sensory stimulation)				
2	2	2	3	2

© 2019 IBCCES ALL RIGHTS RESERVED

Participant Guidelines

- Will get wet
- Water may enter mouth
- Sound of water rushing
- Strong chlorinated smell
- Natural lighting
- Waterfalls and geysers along the ride

© 2019 IBCCES ALL RIGHTS RESERVED

Activity Summary

Take a relaxing and scenic 1,100-foot raft cruise down a lazy river.

© 2019 IBCCES ALL RIGHTS RESERVED

Bamboo Shoots

An open and enclosed serpentine flume where guests ride in a tube and land in a 3 foot deep pool. Guests will experience high speeds, steep drops, zero gravity effects, and multi-directional forces.

Height/Weight Restriction: You must be 48" to ride. Weight of rider may not exceed 250 lbs.

Physical Requirements: Guests must possess the physical and cognitive abilities to hold themselves in an upright-seated position by holding onto the handles of the tube throughout the course of the ride. Guest must be able to maintain the riding position throughout the ride.

Ride Access: There is one entrance to this attraction through a queue line and up a ramp. There is access to the edge of the catch pool from the main walkway.

Hurricane Bay

An ocean-like swimming pool with simulated waves and currents that can be strong. Pool depth ranges from a zero depth to 6 feet deep.

Height/Weight Restriction: It is recommended that Guests less than 42" tall be accompanied by a Guest more than 54".

Physical Requirements: Weak or non-swimmers should be equipped with Coast Guard approved flotation devices.

Ride Access: There is one entrance to this attraction through a zero depth beach entry.

Big Kahuna

An open and enclosed serpentine flume where guests ride in a single or double tube and land in a 3 foot 6 inch deep pool. Guests will experience high speeds, steep drops, zero gravity effects, and multi-directional forces.






Height/Weight Restriction: You must be 48” to ride. Weight of rider may not exceed 250 lbs. on a single tube. Combined weight of riders may not exceed 400 lbs. on a double tube.

Physical Requirements: Guests must possess the physical and cognitive abilities to hold themselves in an upright-seated position by holding onto the handles of the tube throughout the course of the ride. Guest must be able to maintain the riding position throughout the ride.

Ride Access: There is one entrance to this attraction through a queue line and up multiple flights of stairs. There is access to the edge of the catch pool from the main walkway.

IBCCES Sensory Guide™

Pro Slide / Flume Raft Tube—Bowl Cannon
ISD#8149

TOUCH	TASTE	SOUND	SMELL	SIGHT
				
Sensory Level (1 = low sensory stimulation, 10 = high sensory stimulation)				
5	1	5	2	5

© 2019 IBCCES ALL RIGHTS RESERVED

Participant Guidelines

- Close proximity to other guests
- Higher speeds
- Twists and turns
- Minimal sensory impact
- Close proximity to other guests
- Rushing water
- Echo in tubes
- Chlorinated scent
- Water may enter eyes
- Enclosed slides

© 2019 IBCCES ALL RIGHTS RESERVED

Activity Summary

Zip down a fully-enclosed water slide, then whirl around before being plunged into the pool below.

© 2019 IBCCES ALL RIGHTS RESERVED

Splashwater Island

A children's aquatic attraction with various water elements in a pool. Pool depth ranges from a zero depth up to 3 feet deep. Play elements include tipping bucket with water splash and sprays.






Height/Weight Restriction: You must be at least 42" tall to ride the slides.

Physical Requirements: On slides, guests must possess the physical and cognitive abilities to hold themselves in a feet first position throughout the ride.

Ride Access: A ramp is available for entry into the pool. Slides and some play elements can be accessed using staircases with multiple flights of stairs. Access is available to the edge of the slides catch pool from the main walkway.

IBCCES Sensory Guide™

NBGS / Area Water Play structure submarine
ISD#8262

TOUCH	TASTE	SOUND	SMELL	SIGHT
				
Sensory Level <i>(1 = low sensory stimulation, 10 = high sensory stimulation)</i>				
3	2	3	2	3
© 2019 IBCCES ALL RIGHTS RESERVED				

Participant Guidelines

<ul style="list-style-type: none"> Will get wet Free play Water spraying Gentle slide 	<ul style="list-style-type: none"> Water may enter mouth 	<ul style="list-style-type: none"> Rushing water Close proximity to other guests 	<ul style="list-style-type: none"> Chlorinated scent 	<ul style="list-style-type: none"> Water may enter eyes
---	---	--	---	--

© 2019 IBCCES ALL RIGHTS RESERVED

Tornado

Riders slide on a tube on a half-pipe type water flume where they travel down a steep wall and ride up the opposite wall oscillating back and forth until they lose momentum and slide into a 3 foot deep pool. Guests experience steep drops, variable and high speeds, free-falling sensations and multi-directional forces.






Height/Weight Restriction: You must be 48" to ride. Combined weight of riders may not exceed 700 lbs.

Physical Requirements: Guests must possess the physical and cognitive abilities to hold themselves in an upright-seated position by holding onto the handles of the vehicle throughout the ride. Guest must be able to maintain the riding position throughout the ride.

Ride Access: There is one entrance to this attraction through a queue line and up multiple flights of stairs. Access is available to the edge of the catch pool from the main walkway.

IBCCES Sensory Guide™

Pro Slide / Flume Raft Tube— Bowl Behemoth
ISD#8397

TOUCH	TASTE	SOUND	SMELL	SIGHT
				
Sensory Level (1 = low sensory stimulation, 10 = high sensory stimulation)				
7	2	6	3	6

© 2019 IBCCES ALL RIGHTS RESERVED

Participant Guidelines

- Will get wet
- High banks
- 5 story drop
- Tube
- Close proximity to other guests
- Water may enter mouth
- Sound of water rushing
- Close proximity to other guests
- Strong chlorinated smell
- Natural lighting
- Water may enter eyes
- Enclosed sections

© 2019 IBCCES ALL RIGHTS RESERVED

Shipwreck Cove






A children's aquatic attraction with various water elements in a pool with a depth up to 8 inches.

Height/Weight Restriction: You must be under 54" to participate unless accompanying a child.

Ride Access: The main entrance is a ramp into the attraction. A ramp is available for entry into the pool.

IBCCES Sensory Guide™

Wizard Works / Area Water Play
ISD#8204

TOUCH	TASTE	SOUND	SMELL	SIGHT
				
<i>Sensory Level (1 = low sensory stimulation, 10 = high sensory stimulation)</i>				
3	2	2	2	3

© 2019 IBCCES ALL RIGHTS RESERVED

Participant Guidelines

- Free play
- Will get wet
- Water may enter mouth
- Close proximity to other guests
- Chlorinated scent
- Natural light
- Water may enter eyes

© 2019 IBCCES ALL RIGHTS RESERVED

Activity Summary

A pop-jet water fountain blasts without notice as you tiptoe through. Get splashed at any moment!

© 2019 IBCCES ALL RIGHTS RESERVED

